E

WIPO
WORLD
INTELLECTUAL PROPERTY
ORGANIZATION

DATE: SEPTEMBER 1, 2017

WIPO PUBLISH 1.4.0

SEARCH MODULE – USER GUIDE

REVISION HISTORY

Revision	Date	Comments	Author
1.0	23/03/2016	Initial creation.	Pranav Kulkarni
1.1	22/02/2017	Updated to include changes in Version 1.2.0	Pranav Kulkarni
1.2	20/06/2017	Updated to include changes in Version 1.3.0	Pranav Kulkarni
1.3	01/09/2017	Updated to include changes in Version 1.4.0	Pranav Kulkarni

Table of Contents

1. PURPOSE OF THE DOCUMENT 4
2. INTRODUCTION TO WIPO PUBLISH SEARCH MODULE USER GUIDE 5
3. ACCESSING THE WIPO PUBLISH SEARCH MODULE 6
4. SEARCH MODULE – LANDING PAGE 7
5. TRADEMARKS SEARCH SCREEN 12
   - 5.1 LANGUAGE SWITCHING 13
   - 5.2 FULL-TEXT SEARCH 16
   - 5.3 APPLYING FILTERS 21
   - 5.4 VIEW SWITCHING 26
   - 5.5 VIEW / DOWNLOAD DETAILS 30
   - 5.6 ADVANCED SEARCH 36
   - 5.7 WILDCARD SEARCH 46
   - 5.8 USER SELECTION REPORT 52
   - 5.9 JOURNAL SEARCH 57
6. PATENTS SEARCH SCREEN 60
   - 6.1 LANGUAGE SWITCHING 61
   - 6.2 FULL-TEXT SEARCH 64
   - 6.3 APPLYING FILTERS 68
   - 6.4 VIEW SWITCHING 73
   - 6.5 VIEW / DOWNLOAD DETAILS 77
   - 6.6 ADVANCED SEARCH 90
   - 6.7 WILDCARD SEARCH 97
   - 6.8 USER SELECTION REPORT 103
   - 6.9 DOCUMENT SEARCH 108
7. INDUSTRIAL DESIGNS SEARCH SCREEN 111
   - 7.1 LANGUAGE SWITCHING 112
   - 7.2 FULL-TEXT SEARCH 115
   - 7.3 APPLYING FILTERS 118
   - 7.4 VIEW SWITCHING 123
   - 7.5 VIEW / DOWNLOAD DETAILS 127
   - 7.6 ADVANCED SEARCH 132
   - 7.7 WILDCARD SEARCH 141

7.8 USER SELECTION REPORT 145
7.9 DOWNLOADING REPORT 150

1. PURPOSE OF THE DOCUMENT

The purpose of this document is to serve as a convenient reference document for Training:

a. Employees of an Industrial Property (IP) Office
b. General Public accessing WIPO Publish

The document focuses on the features that are part of the Search module of WIPO Publish.

The document is a “live” document and is subject to regular update in reflection to WIPO Publish development and feedbacks from the WIPO community.

2. INTRODUCTION TO WIPO PUBLISH SEARCH MODULE USER GUIDE

WIPO PUBLISH is a software package provided by WIPO to assist its member states to create online collections of national Industrial Property (IP) applications. With this software package, all published applications bibliographic data and documents, including patents, utility models, trademarks, and industrial designs, can be made available online for search by general public.

The software package comprises three modules:

A. Administration: This module is used for system configuration and indexation of published IP applications.
B. Public Search: This module is used for publicly searching the published data using various searching and filtering options.
C. Web Services: This module is used for search and retrieval of bibliographic data and documents

3. ACCESSING THE WIPO PUBLISH SEARCH MODULE

The Search module is accessible to the general public. There are FIVE (5) pages under this module as follows:

A. Main Search screen – This is the landing / home page of the search module
B. Design Search – This is the page for searching the published data pertaining to Industrial Design applications
C. Patent Search – This is the page for searching the published data pertaining to Patent applications
D. Trademark Search – This is the page for searching the published data pertaining to Trademark applications
E. EDMS Search – This is the page for searching the electronically stored documents pertaining to all published applications

   Note: The EDMS Search page is accessible only internally to the IP office team

4. SEARCH MODULE – LANDING PAGE

A. Specify the URL for the Search Module. The Landing Page of the WIPO Publish Search Module is displayed as follows:

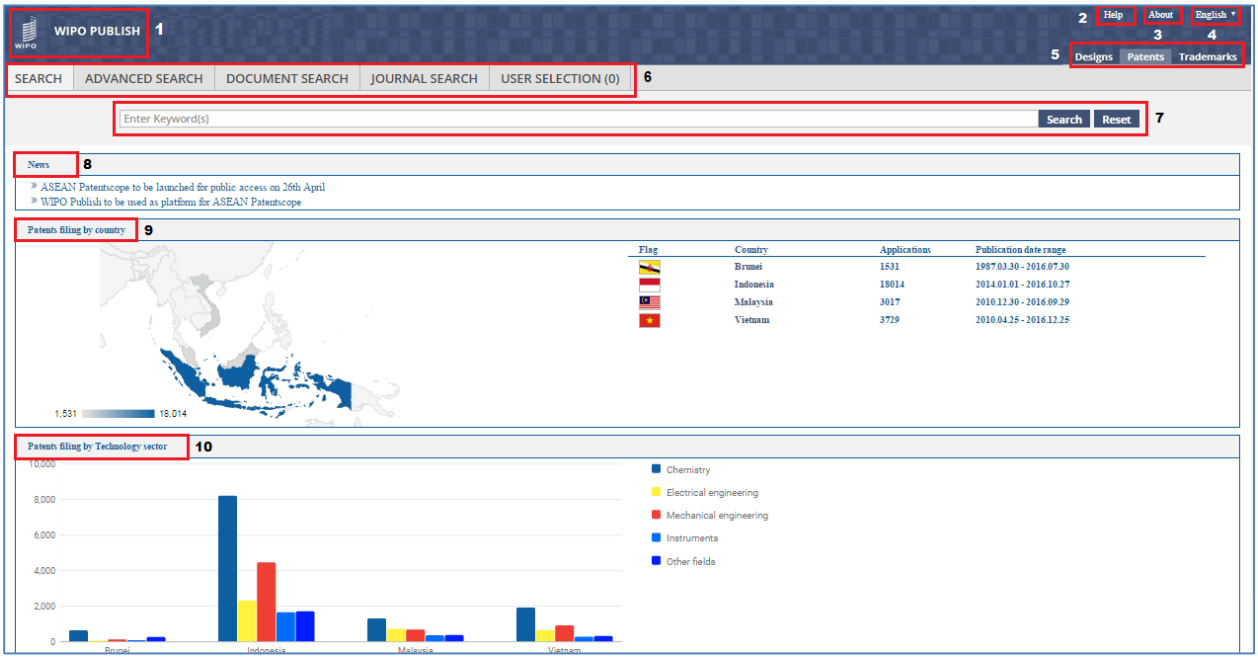

B. The Landing Page consists of two sections – One that is **constant** and the other which can be **customized** by the IP Office

C. The **constant** section includes the following items as numbered in the screen above:

1. Application Name and Logo – This item displays the name of the application (WIPO Publish) as well as the WIPO logo. This logo can be replaced with that of the IP office. This and other changes related to the look and feel of the search pages are managed using ***Theme*** settings
2. Help – This item displays the link to the **User Manual** (in PDF Format) regarding the WIPO Publish Search module
3. About – This item displays the link to the **About WIPO Publish** page as displayed below:

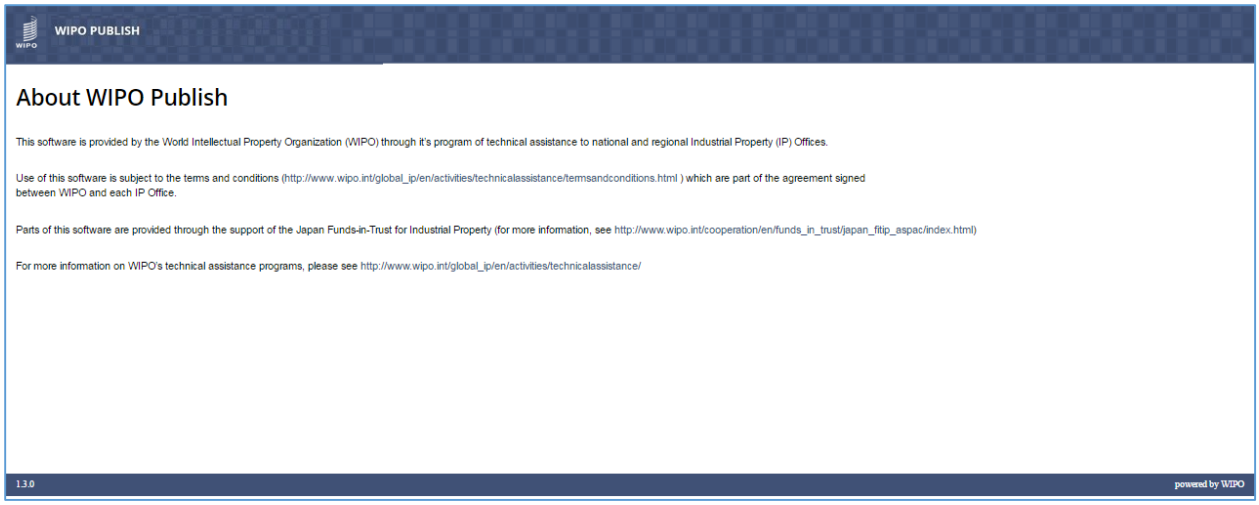

Note: The content of the page above can be specified in the Properties file

4. Language Selector – This item allows to select the language in which the Search module web pages will be displayed. The language is selected from a dropdown populating the languages specified in the **i18n.properties** file. The default language is also specified in the same properties file.

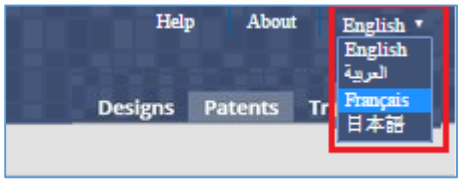

5. Links to other Search Pages – This item allows to switch to search pages of other entities such as Patents, Trademarks, Industrial Designs and EDMS
6. Search Option Tabs – This item allows to perform simple / advanced / document / journal / user selection search
7. Search Text box – This item displays the text box to specify keywords for searching the data as well as the Reset button to clear the search criteria

D. The IP Office can customize the section (which shows the search results by default) to display one or all of the following widgets:
   a) Latest News / Notifications
   b) Geographical Map with filing information
   c) Bar chart for Patent filings with technology sectors

   These widgets can be customized using the **search-config.properties** file. The widgets are described as below:

8. Latest News / Notifications – This widget displays the latest news / notifications which the IP Office wishes to share. The content of this widget is read from a Property file. An example is displayed below:

9. Geographical Map with filing information – This widget displays a geo-chart highlighting the country map and displaying the total number of applications available in the WIPO Publish system and filed in that Country.

   This feature is particularly useful when WIPO Publish is installed as a regional instance containing data for multiple offices. It can also be enabled for an instance containing data for a single office. In such case, it will display the map and the application details pertaining only to that country.

   When the user takes the mouse over a particular country map, the following details are displayed in the *tooltip* as shown in the screen below:

   a) Country Name
   b) Country Flag Image
   c) Total Number of applications (Trademarks / Patents / Industrial Designs) filed in that country and available in WIPO Publish

Note: The **shade of the color** used to highlight the **Country Map** is **proportional to** the **number of applications** pertaining to that Country. The map of a Country with higher number of applications will be colored using a darker shade whereas the map of a Country with lower number of applications will be colored using a lighter shade.

In the current example, **Indonesia** has the maximum number of applications (18014) and hence is depicted using the darkest shade of the color **Blue**.

The widget also displays the above details in a tabular format along with the **Date Range** for which the application data is available in WIPO Publish as shown in the screen below:

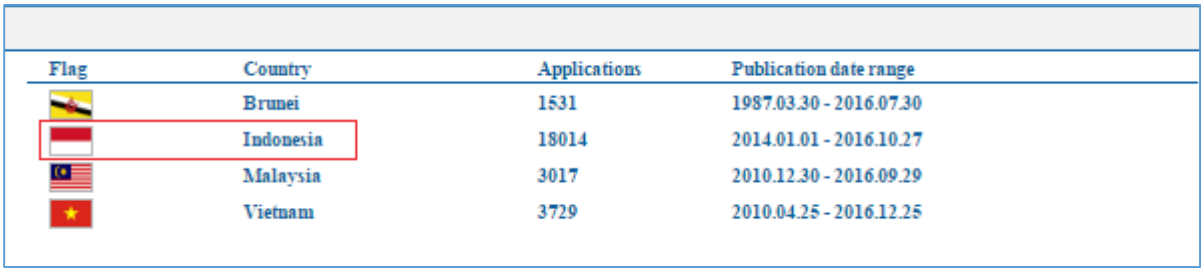

Flag	Country	Applications	Publication date range
	Brunei	1531	1987.03.30 - 2016.07.30
	Indonesia	18014	2014.01.01 - 2016.10.27
	Malaysia	3017	2010.12.30 - 2016.09.29
	Vietnam	3729	2010.04.25 - 2016.12.25

Click on either the **Flag Image** or the **Country Name** (in the table displayed above) OR the **Country Map** (in the Geo-map). The applications pertaining to that country (E.g. Indonesia) are listed as shown in the screen below:

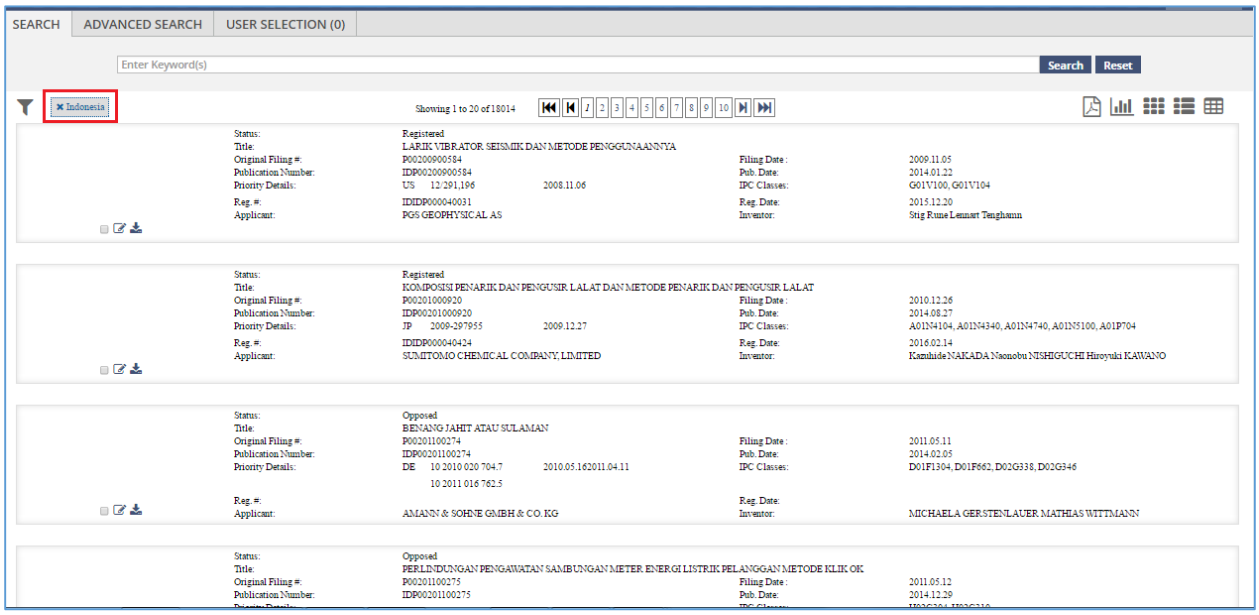

10. Bar chart for Patent filings with technology sectors – This widget displays a bar chart displaying the number of Patent applications bifurcated based on the following Technology Domains:
    a) Electrical engineering
    b) Instruments
    c) Chemistry, pharmaceuticals
    d) Process engineering, special equipment
    e) Mechanical engineering, machinery
    f) Consumption

When WIPO Publish is installed as a regional instance containing data for multiple offices, a stacked bar chart is used to display the details for all countries as shown in the screen below:

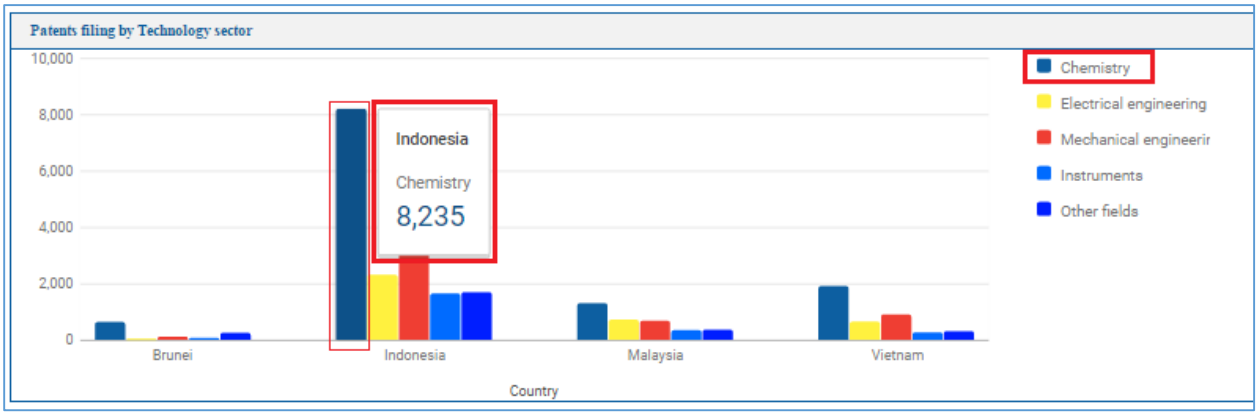

When the user takes the mouse over a particular bar, the following details are displayed in the *tooltip* as shown in the screen above:

a) Country Name

b) Technology Domain Name

c) Total Number of Patent applications filed in that country for the given Technology Domain and available in WIPO Publish

Click on a specific **Bar**. The Patent applications pertaining to that country (E.g. Indonesia) and that Technology Domain (E.g. Chemistry) are listed as shown in the screen below:

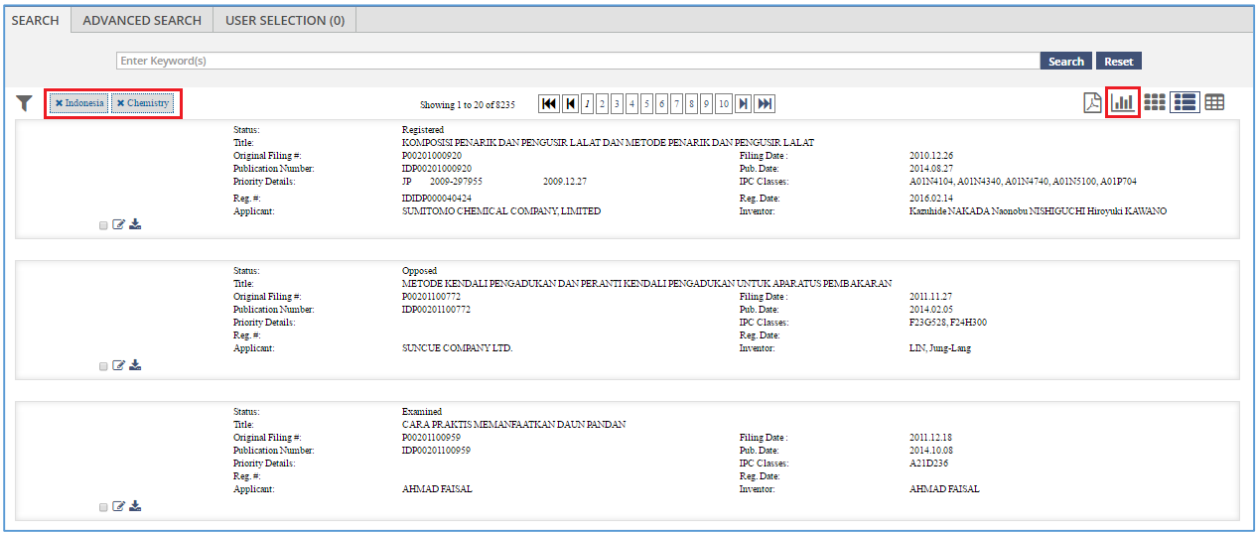

Click on the **Chart** icon on the right side as highlighted in the screen above to go back to the widget on the landing page

5. TRADEMARKS SEARCH SCREEN

Click on the URL for Trademarks search screen. The following screen is displayed:

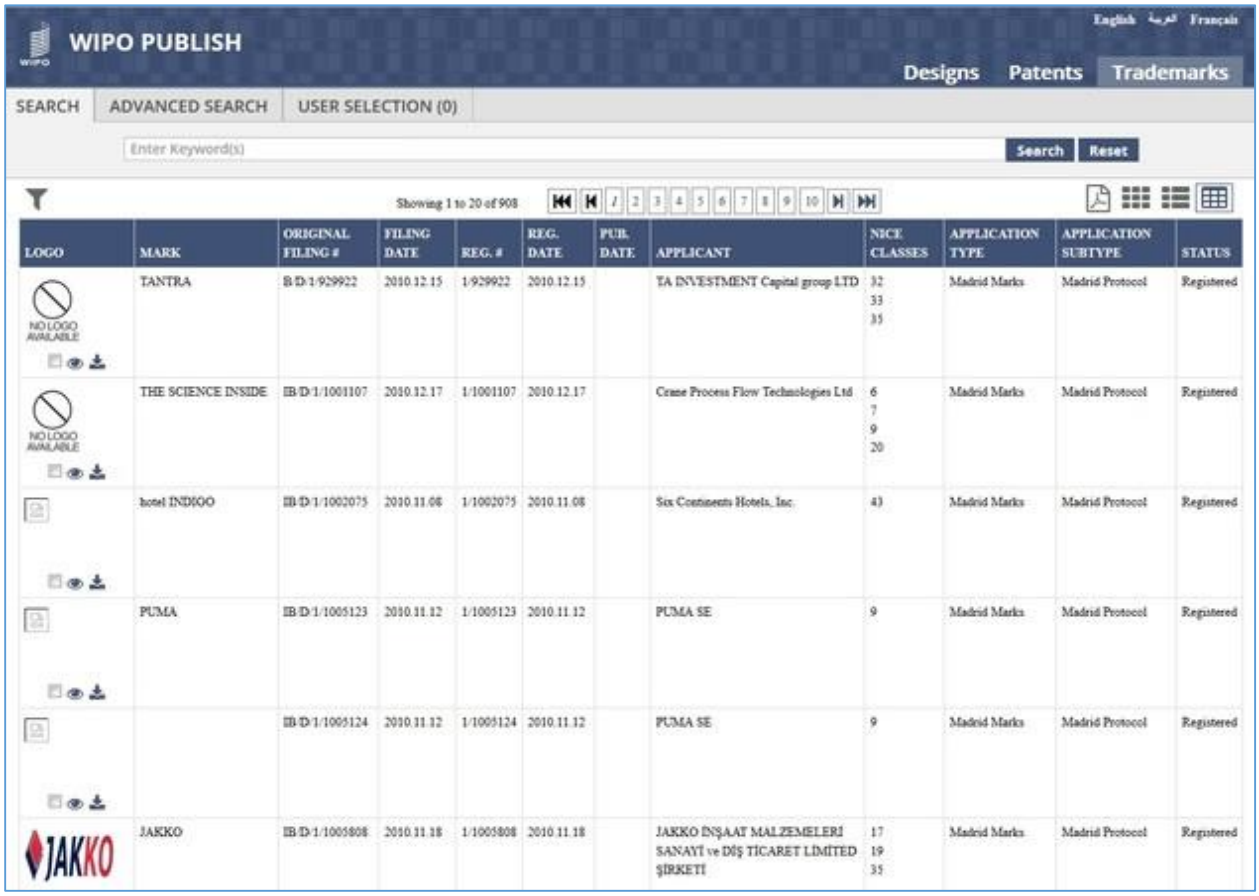

LOGO	MARK	ORIGINAL FILING #	FILING DATE	REG. #	REG. DATE	PUB. DATE	APPLICANT	NICE CLASSES	APPLICATION TYPE	APPLICATION SUBTYPE	STATUS
NO LOGO AVAILABLE	TANTRA	IB/D/1/929922	2010.12.15	1/929922	2010.12.15		TA INVESTMENT Capital group LTD	32 33 35	Madrid Marks	Madrid Protocol	Registered
NO LOGO AVAILABLE	THE SCIENCE INSIDE	IB/D/1/1001107	2010.12.17	1/1001107	2010.12.17		Crane Process Flow Technologies Ltd	6 7 9 20	Madrid Marks	Madrid Protocol	Registered
	hotel INDIGO	IB/D/1/1002075	2010.11.08	1/1002075	2010.11.08		Six Continents Hotels, Inc.	43	Madrid Marks	Madrid Protocol	Registered
	PUMA	IB/D/1/1005123	2010.11.12	1/1005123	2010.11.12		PUMA SE	9	Madrid Marks	Madrid Protocol	Registered
		IB/D/1/1005124	2010.11.12	1/1005124	2010.11.12		PUMA SE	9	Madrid Marks	Madrid Protocol	Registered
JAKKO	JAKKO	IB/D/1/1005808	2010.11.18	1/1005808	2010.11.18		JAKKO İNŞAAT MALZEMELERİ SANAYİ ve DİŞ TİCARET LİMİTED ŞİRKETİ	17 19 35	Madrid Marks	Madrid Protocol	Registered

The different operations that can be performed on this screen are described in detail in the following sections:

5.1 LANGUAGE SWITCHING

This feature allows to switch between multiple languages. There is no restriction on the number of languages that will be displayed. Also selection of these languages is configurable.

In the given example, there are two languages: *Arabic* (local language of the IP Office) and *English*. The steps to accomplish this feature are described below:

A. Click on **English** link (top left corner) as highlighted in the screen below:

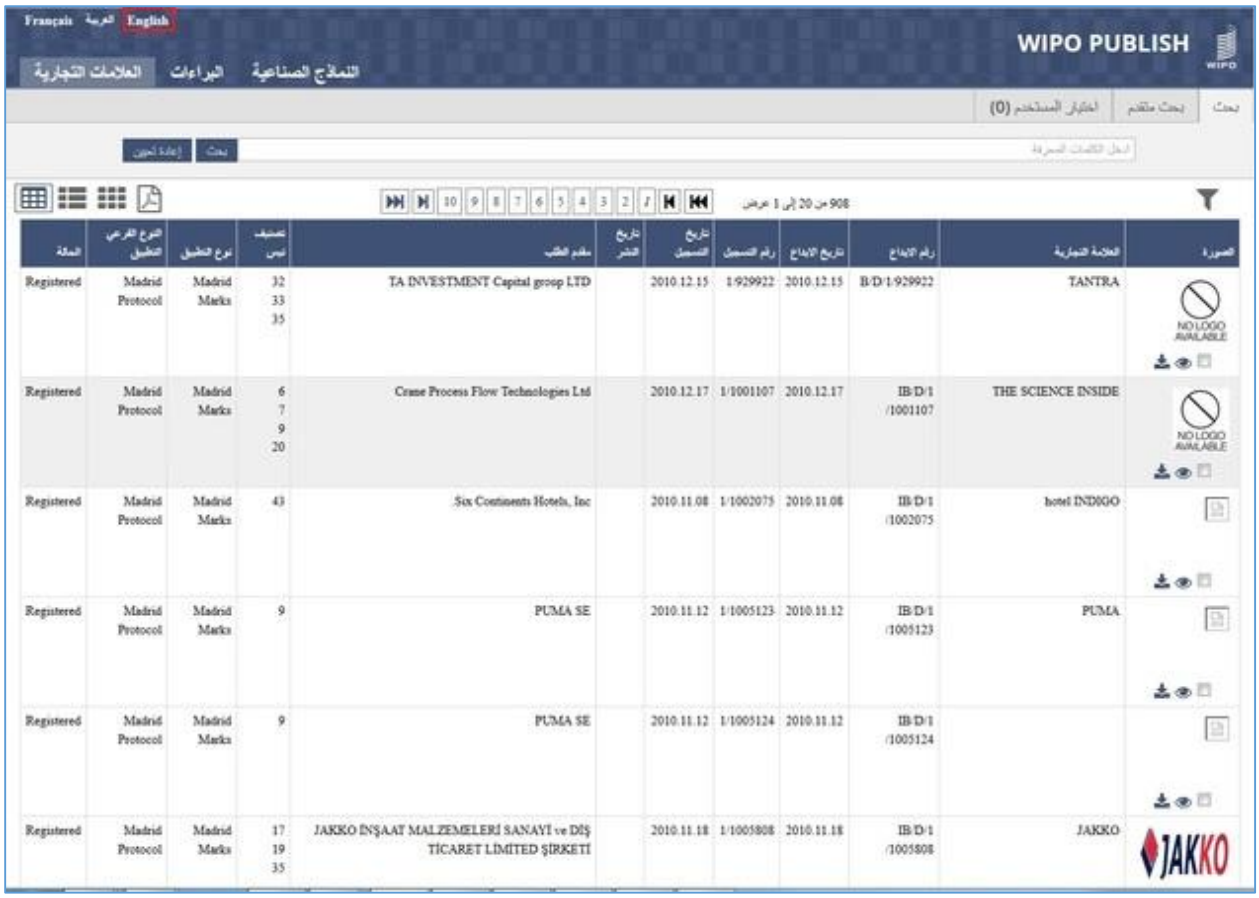

B. The Trademarks search screen is displayed in English language as shown in the screen below:

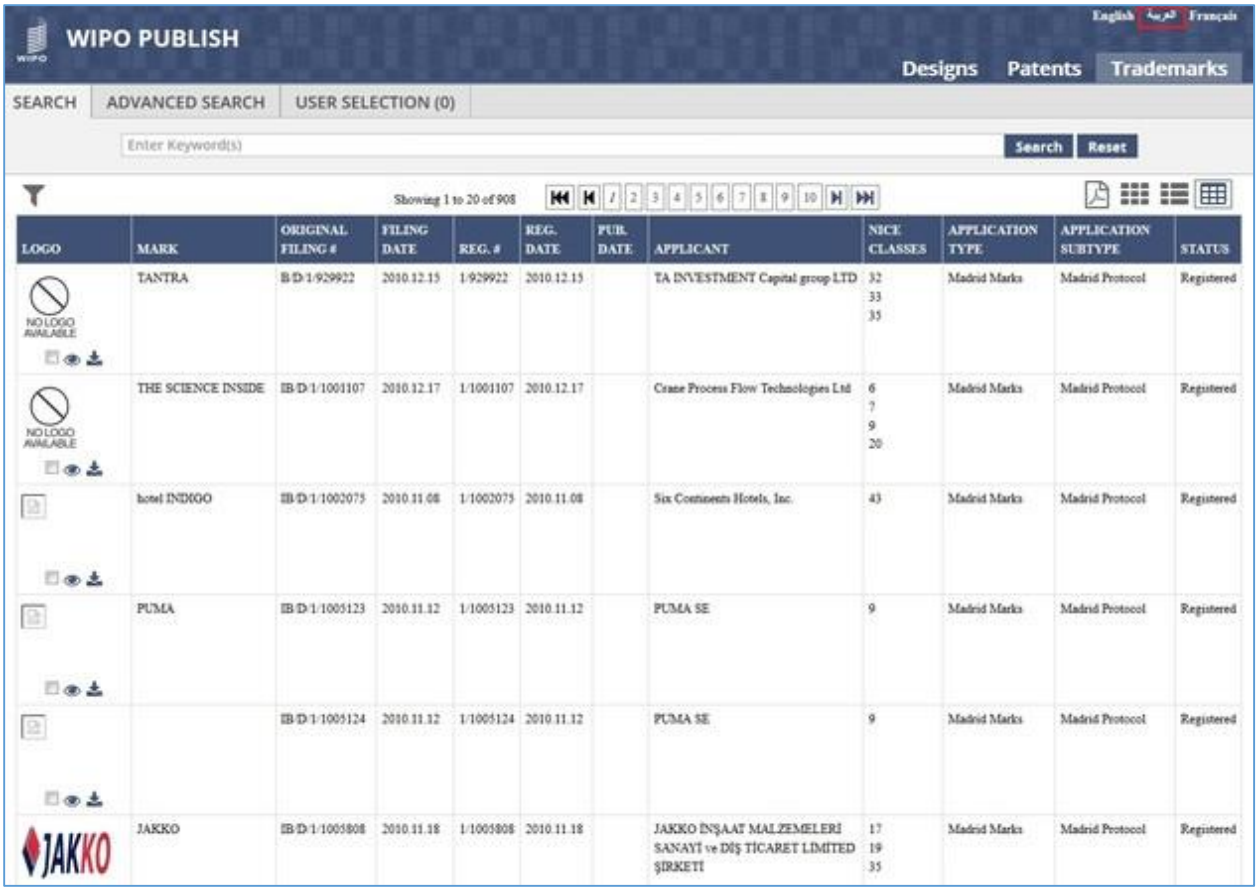

LOGO	MARK	ORIGINAL FILING #	FILING DATE	REG. #	REG. DATE	PUB. DATE	APPLICANT	NICE CLASSES	APPLICATION TYPE	APPLICATION SUBTYPE	STATUS
NO LOGO AVAILABLE	TANTRA	IB/D/1/929922	2010.12.15	1/929922	2010.12.15		TA INVESTMENT Capital group LTD	32 33 35	Madrid Marks	Madrid Protocol	Registered
NO LOGO AVAILABLE	THE SCIENCE INSIDE	IB/D/1/1001107	2010.12.17	1/1001107	2010.12.17		Crane Process Flow Technologies Ltd	6 7 9 20	Madrid Marks	Madrid Protocol	Registered
	hotel INDIGO	IB/D/1/1002075	2010.11.08	1/1002075	2010.11.08		Six Continents Hotels, Inc.	43	Madrid Marks	Madrid Protocol	Registered
	PUMA	IB/D/1/1005123	2010.11.12	1/1005123	2010.11.12		PUMA SE	9	Madrid Marks	Madrid Protocol	Registered
		IB/D/1/1005124	2010.11.12	1/1005124	2010.11.12		PUMA SE	9	Madrid Marks	Madrid Protocol	Registered
JAKKO	JAKKO	IB/D/1/1005808	2010.11.18	1/1005808	2010.11.18		JAKKO İNŞAAT MALZEMELERİ SANAYİ ve DİŞ TİCARET LİMİTED ŞİRKETİ	17 19 35	Madrid Marks	Madrid Protocol	Registered

C. Click on العربية link (top right corner) as highlighted in the screen above:

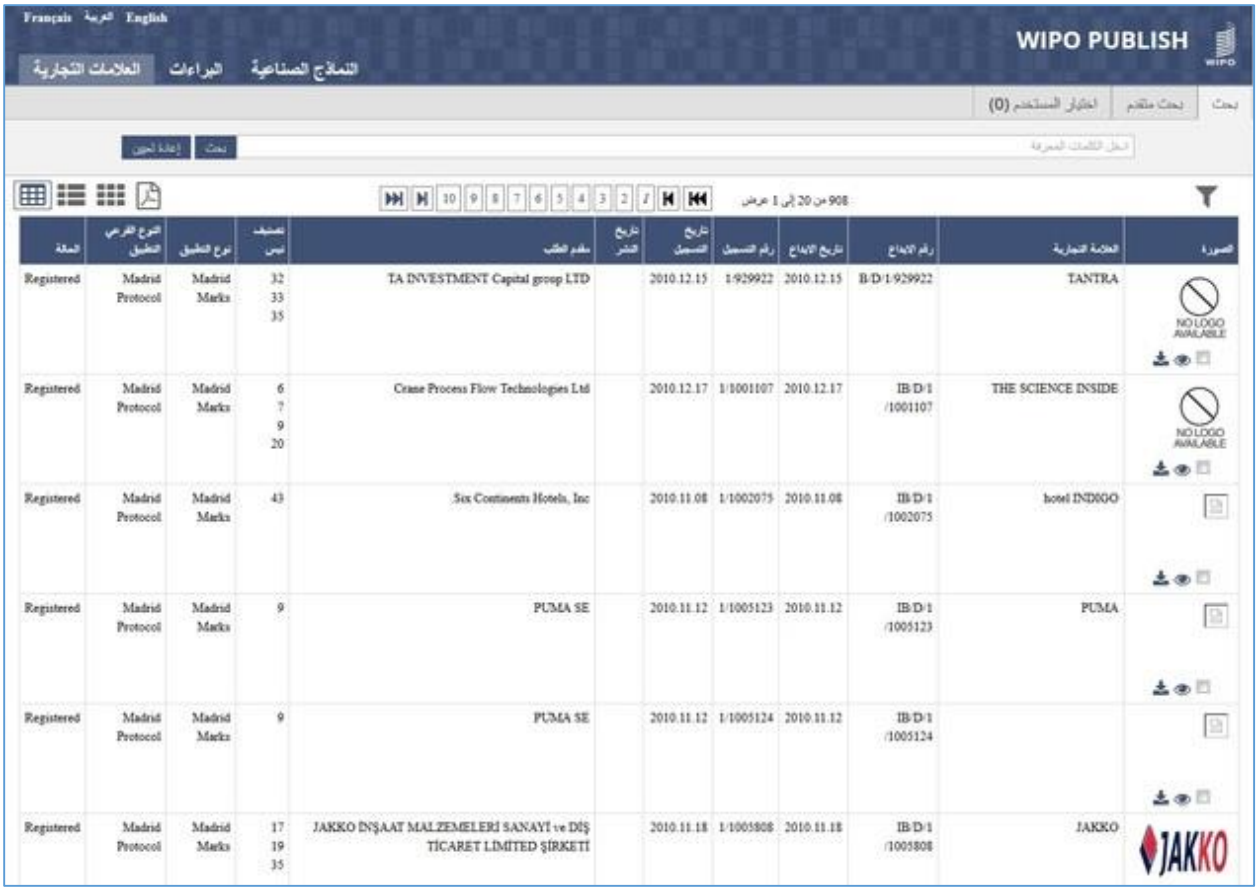

D. The Trademarks search screen is displayed in Arabic language as shown in the screen above:

Note: The content on the screen is rendered from right to left for Arabic language.

5.2 FULL-TEXT SEARCH

This feature allows to search the published Trademark data based on a keyword. This search is **full-text** search which signifies that the specified keyword is searched across the entire bibliographic data of Trademarks and not just the name of the Trademark. However, this search does not allow searching the data based on the different Date type fields (E.g. Filing Date, Publication Date, Registration Date, etc.)

The steps to accomplish this feature are described below:

A. Specify the keyword to be searched in the search text box and click on “Search” button

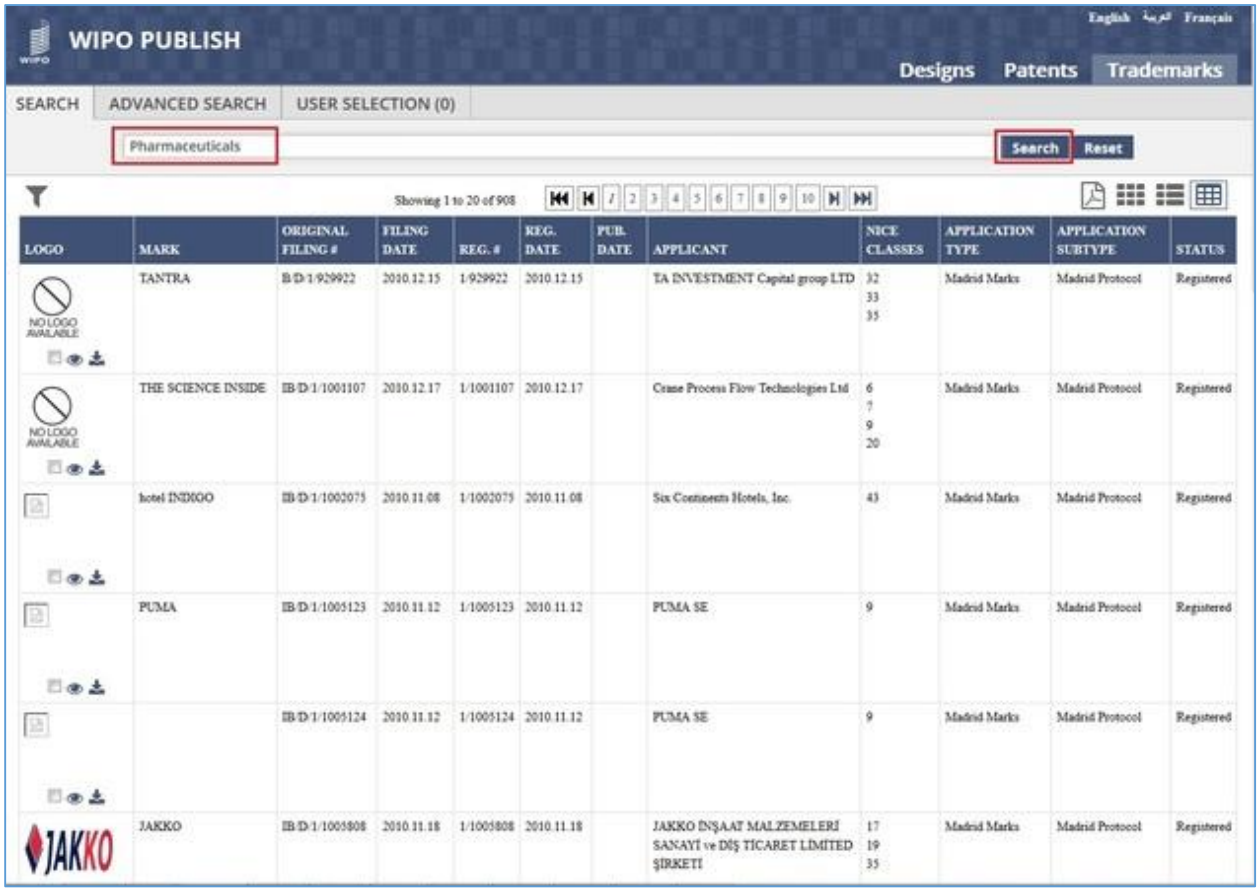

B. The Trademarks containing the keyword are displayed as shown in the screen below. The search results are spread across multiple pages for better viewing and navigation

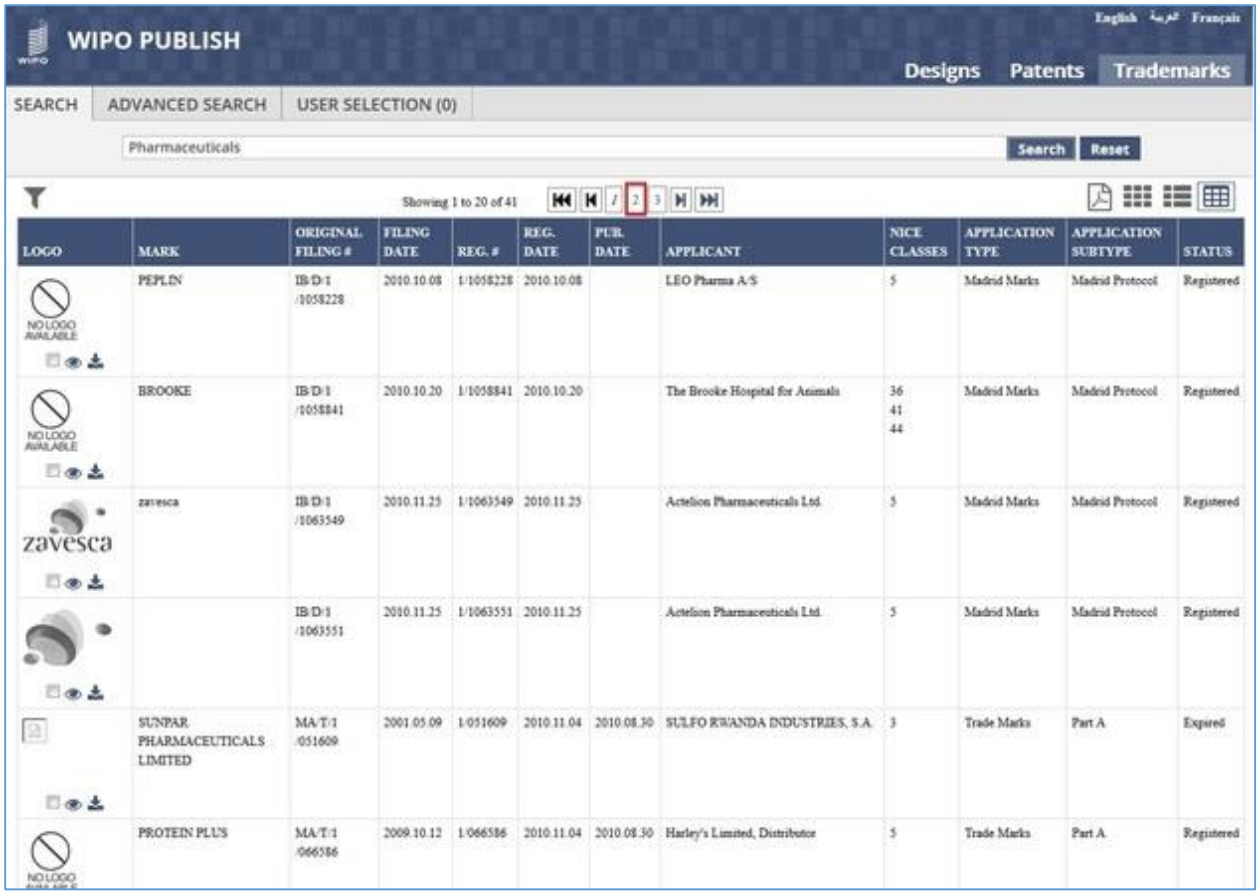

LOGO	MARK	ORIGINAL FILING #	FILING DATE	REG. #	REG. DATE	PUB. DATE	APPLICANT	NICE CLASSES	APPLICATION TYPE	APPLICATION SUBTYPE	STATUS
NO LOGO AVAILABLE	PEPLIN	IB/D/1 /1058228	2010.10.08	1/1058228	2010.10.08		LEO Pharma A/S	5	Madrid Marks	Madrid Protocol	Registered
NO LOGO AVAILABLE	BROOKE	IB/D/1 /1058841	2010.10.20	1/1058841	2010.10.20		The Brooke Hospital for Animals	36 41 44	Madrid Marks	Madrid Protocol	Registered
zavesca	zavesca	IB/D/1 /1063549	2010.11.25	1/1063549	2010.11.25		Actelion Pharmaceuticals Ltd.	5	Madrid Marks	Madrid Protocol	Registered
		IB/D/1 /1063551	2010.11.25	1/1063551	2010.11.25		Actelion Pharmaceuticals Ltd.	5	Madrid Marks	Madrid Protocol	Registered
	SUNPAR PHARMACEUTICALS LIMITED	MA/T/1 /051609	2001.05.09	1/051609	2010.11.04	2010.08.30	SULFO RWANDA INDUSTRIES, S.A.	3	Trade Marks	Part A	Expired
NO LOGO	PROTEIN PLUS	MA/T/1 /066586	2009.10.12	1/066586	2010.11.04	2010.08.30	Harley's Limited, Distributor	5	Trade Marks	Part A	Registered

C. Click on ***Page Number*** link as highlighted in the screen above to view the next set of search results

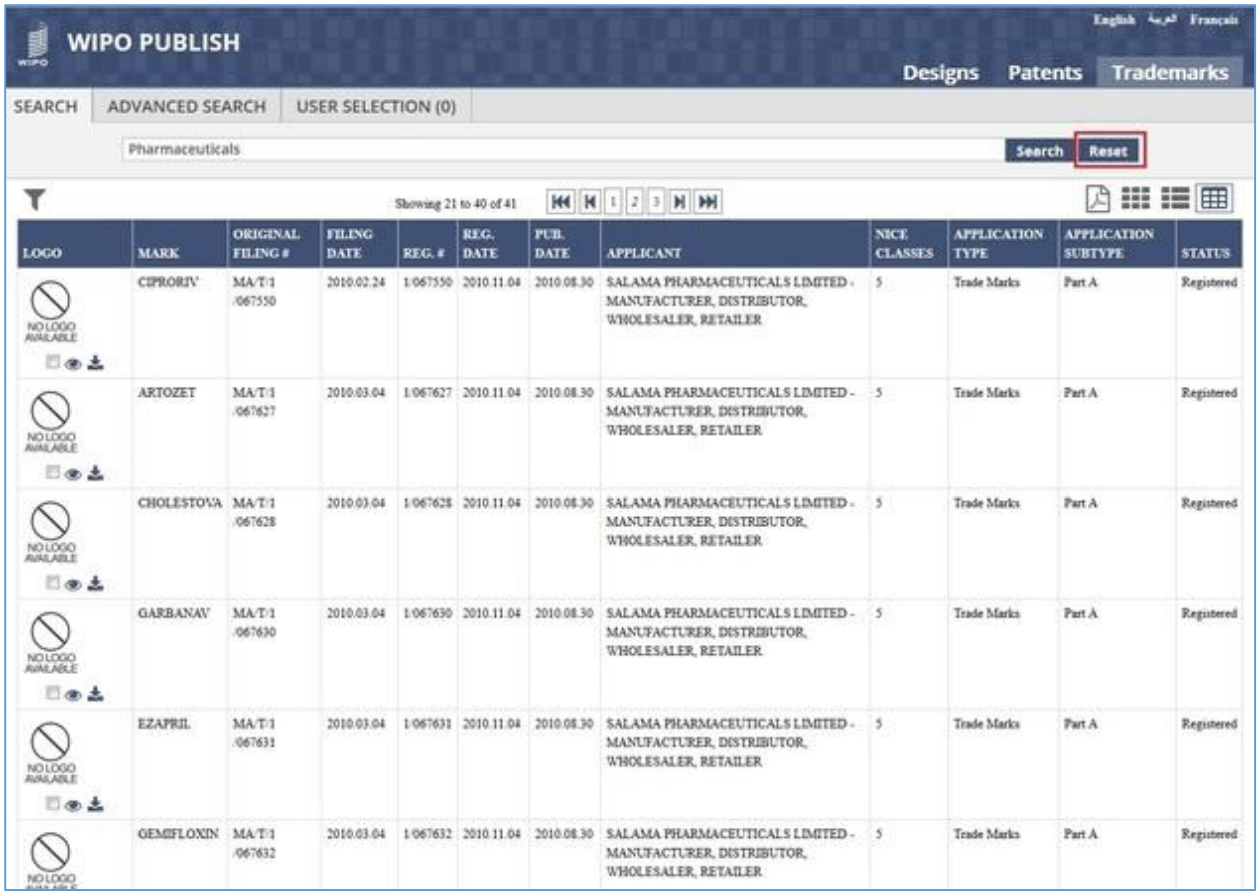

LOGO	MARK	ORIGINAL FILING #	FILING DATE	REG. #	REG. DATE	PUB. DATE	APPLICANT	NICE CLASSES	APPLICATION TYPE	APPLICATION SUBTYPE	STATUS
NO LOGO AVAILABLE	CIPRORIV	MA/T/1 /067550	2010.02.24	1/067550	2010.11.04	2010.08.30	SALAMA PHARMACEUTICALS LIMITED - MANUFACTURER, DISTRIBUTOR, WHOLESALER, RETAILER	5	Trade Marks	Part A	Registered
NO LOGO AVAILABLE	ARTOZET	MA/T/1 /067627	2010.03.04	1/067627	2010.11.04	2010.08.30	SALAMA PHARMACEUTICALS LIMITED - MANUFACTURER, DISTRIBUTOR, WHOLESALER, RETAILER	5	Trade Marks	Part A	Registered
NO LOGO AVAILABLE	CHOLESTOVA	MA/T/1 /067628	2010.03.04	1/067628	2010.11.04	2010.08.30	SALAMA PHARMACEUTICALS LIMITED - MANUFACTURER, DISTRIBUTOR, WHOLESALER, RETAILER	5	Trade Marks	Part A	Registered
NO LOGO AVAILABLE	GARBANAV	MA/T/1 /067630	2010.03.04	1/067630	2010.11.04	2010.08.30	SALAMA PHARMACEUTICALS LIMITED - MANUFACTURER, DISTRIBUTOR, WHOLESALER, RETAILER	5	Trade Marks	Part A	Registered
NO LOGO AVAILABLE	EZAPRIL	MA/T/1 /067631	2010.03.04	1/067631	2010.11.04	2010.08.30	SALAMA PHARMACEUTICALS LIMITED - MANUFACTURER, DISTRIBUTOR, WHOLESALER, RETAILER	5	Trade Marks	Part A	Registered
NO LOGO AVAILABLE	GEMIFLOXIN	MA/T/1 /067632	2010.03.04	1/067632	2010.11.04	2010.08.30	SALAMA PHARMACEUTICALS LIMITED - MANUFACTURER, DISTRIBUTOR, WHOLESALER, RETAILER	5	Trade Marks	Part A	Registered

D. Click on ***Reset*** button as highlighted in the screen above to clear the specified search criteria.

E. The search text box is reset to blank and the search results are cleared as shown in the screen below:

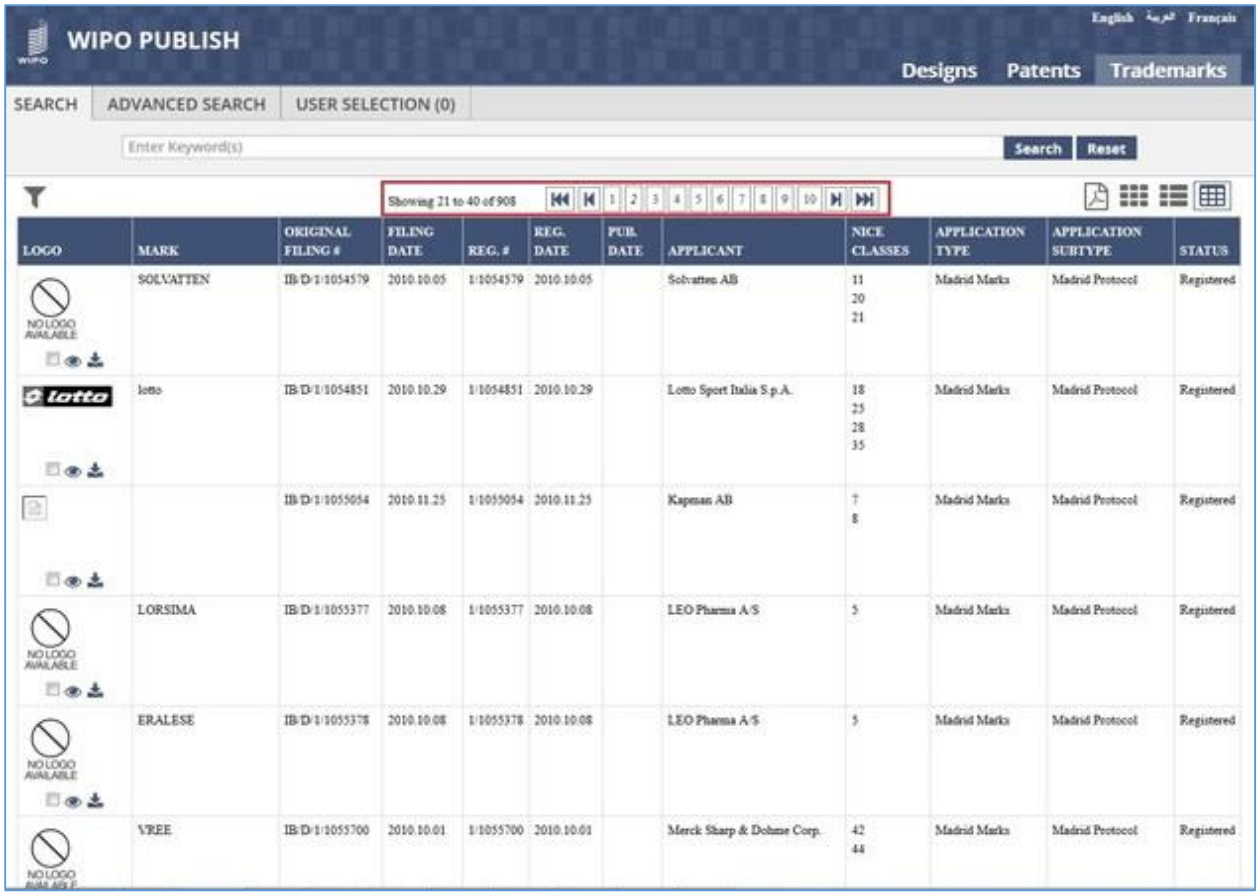

F. The Text Search is improved to make it intelligent and contextually aware as follows:

G. Specify the keyword **12** in the Search text box. The system prompts options which are contextually relevant to the given keyword (12) Such As **Nice Class Number, Filing Number, Registration Number, etc.** as highlighted in the screen below:

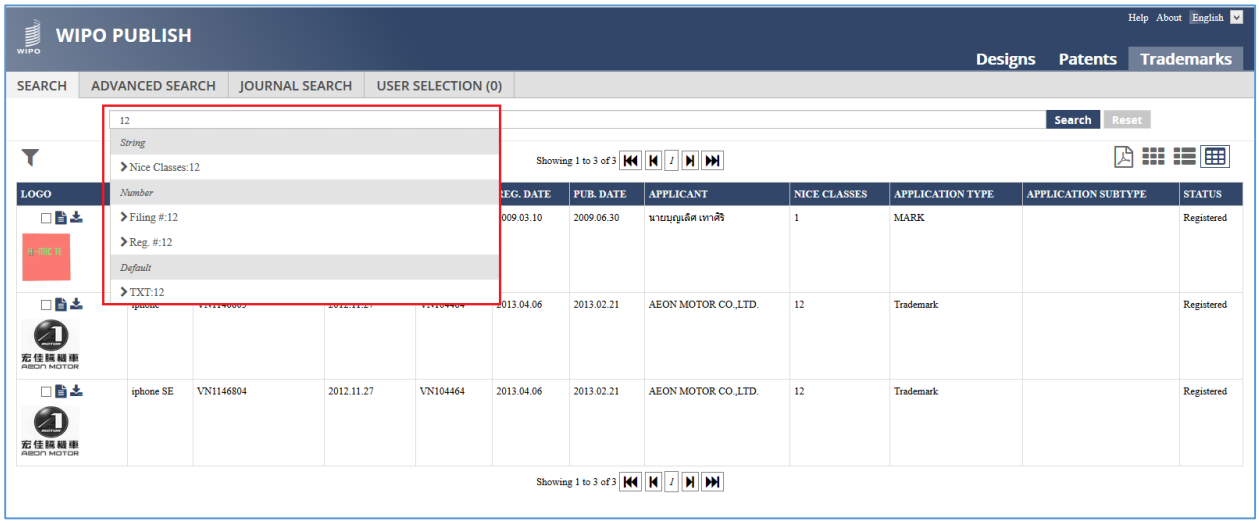

H. Select one of the options such as **Nice Class Number 12** and click on **Search** button as highlighted in the screen below:

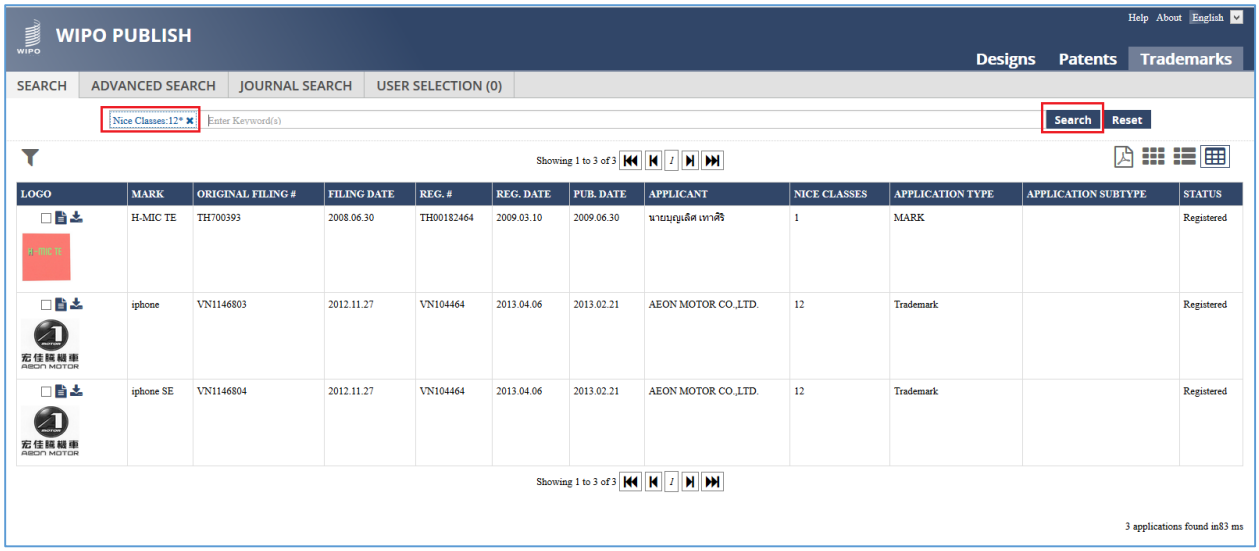

I. The search results display only those applications containing Nice Class Number 12 as highlighted in the screen below:

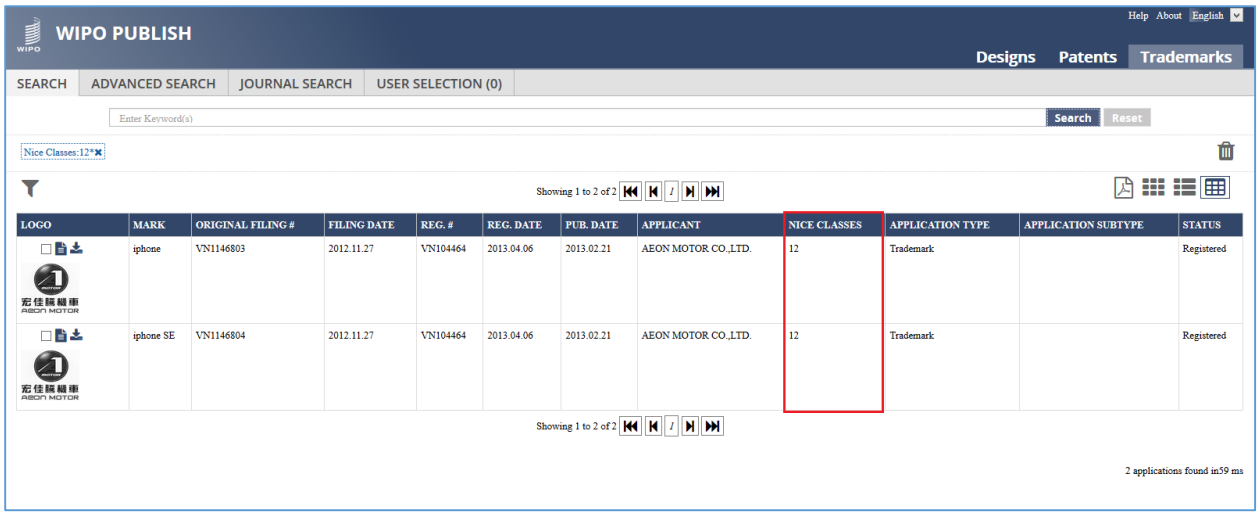

5.3 APPLYING FILTERS

This feature allows to curtail the search results by selecting one or multiple pre-defined filter options thereby improving the search functionality. The steps to accomplish this feature are described below:

A. Click on the *Funnel* icon as highlighted in the screen below to open the filter pane

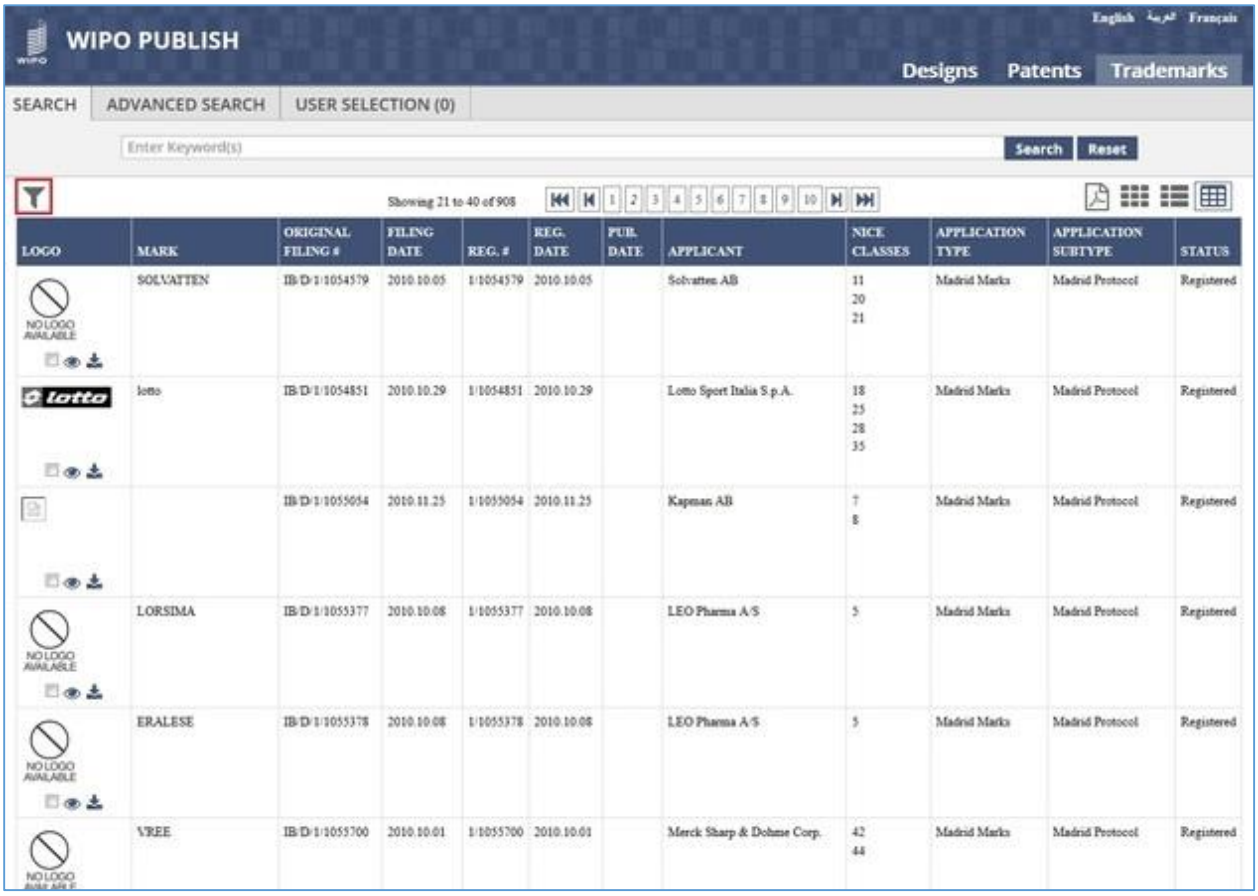

B. The filter pane contains various parameters with pre-specified values. Select the checkbox against the appropriate filter options. The selected filters are applied instantly and the search results are narrowed down as highlighted in the screen below (Search results narrowed down from **908** to **20** on applying the filter of *Filing Date* of **2008**)

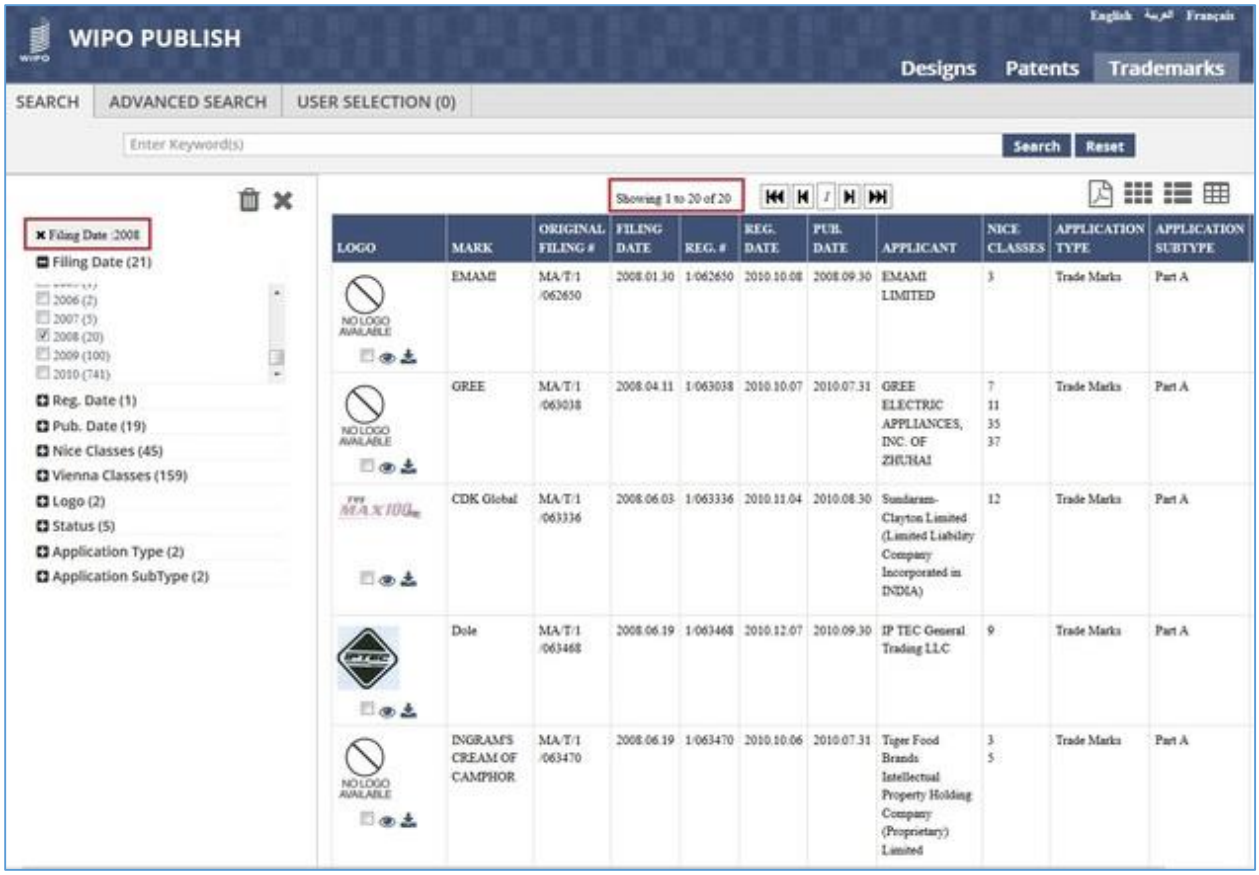

Note: The parameters which are displayed under the Filter pane are configurable

C. The applied filter is also displayed at the top of the Filter Pane as highlighted in the screen above

D. The user can remove the filter either by clicking the **"x"** icon against the filter label displayed at the top or by deselecting the corresponding checkbox as highlighted in the screen below:

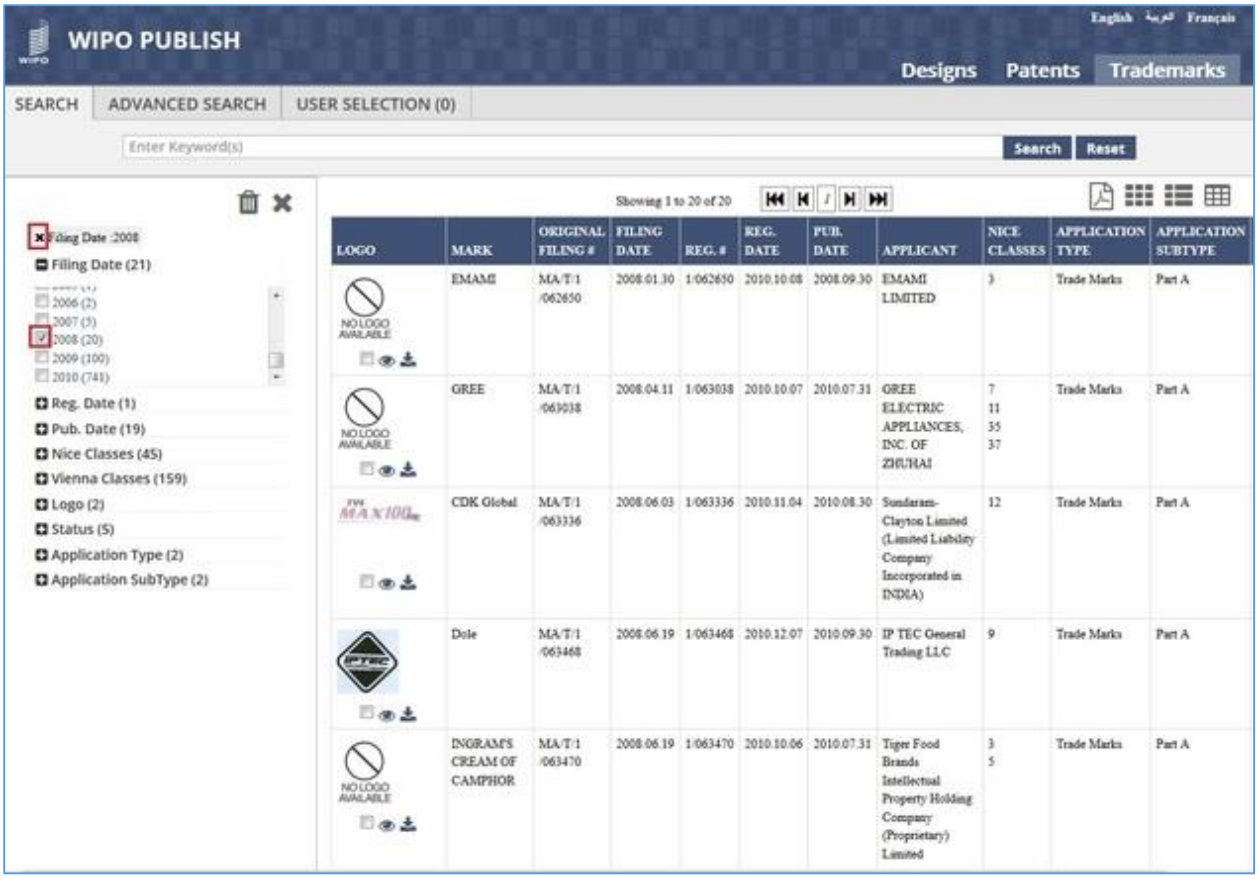

E. Multiple filter options can be applied simultaneously to narrow down the search results considerably. This is evident in the screen below which displays only **two** search results after application of three filters as follows:

Sr.	Filter Name	Filter Value
1	Filing Date	2008
2	Publication Date	2010
3	Nice Classes	12

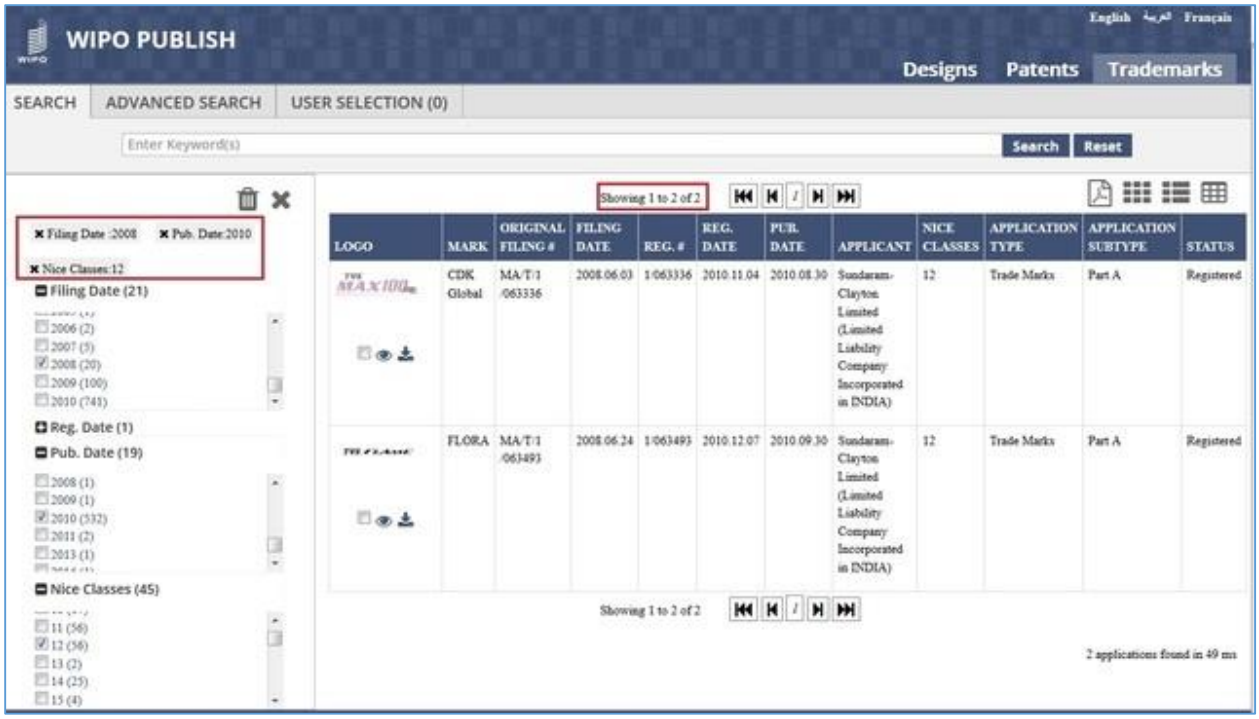

F. To clear all applied filters, click on the **bin** icon as highlighted in the screen below:

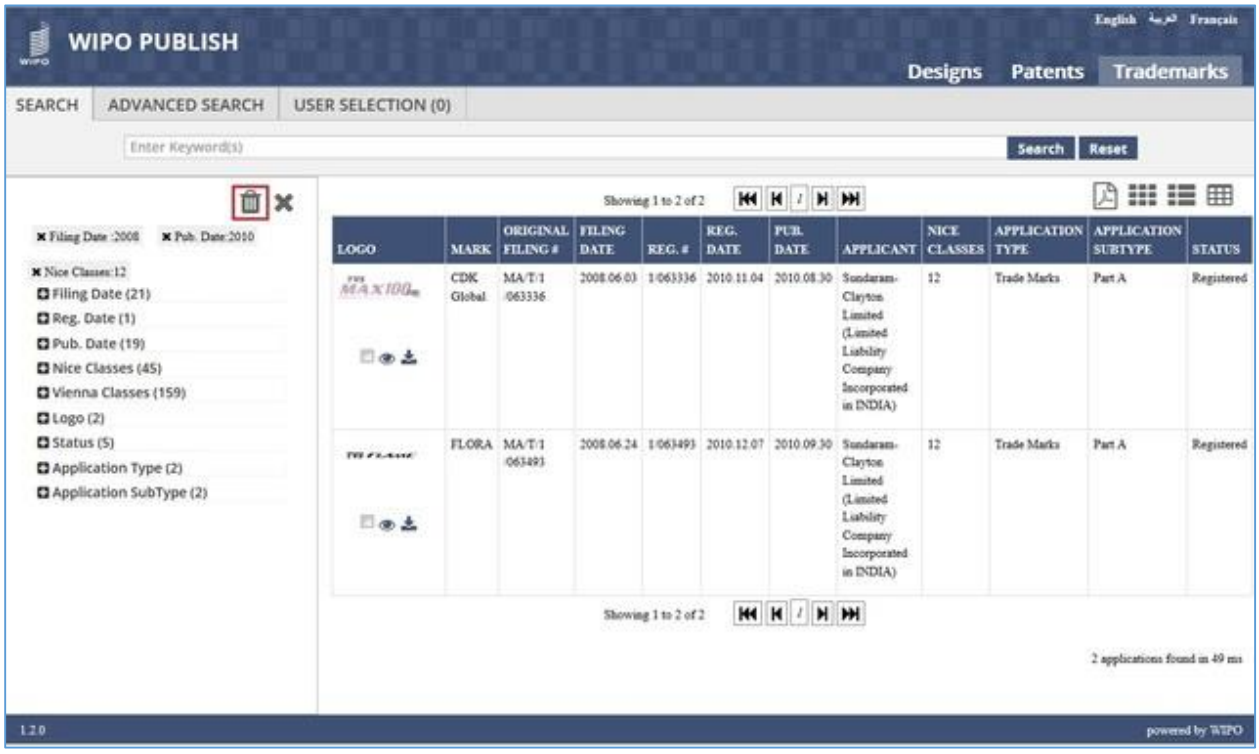

G. The filters are cleared as shown in the screen below:

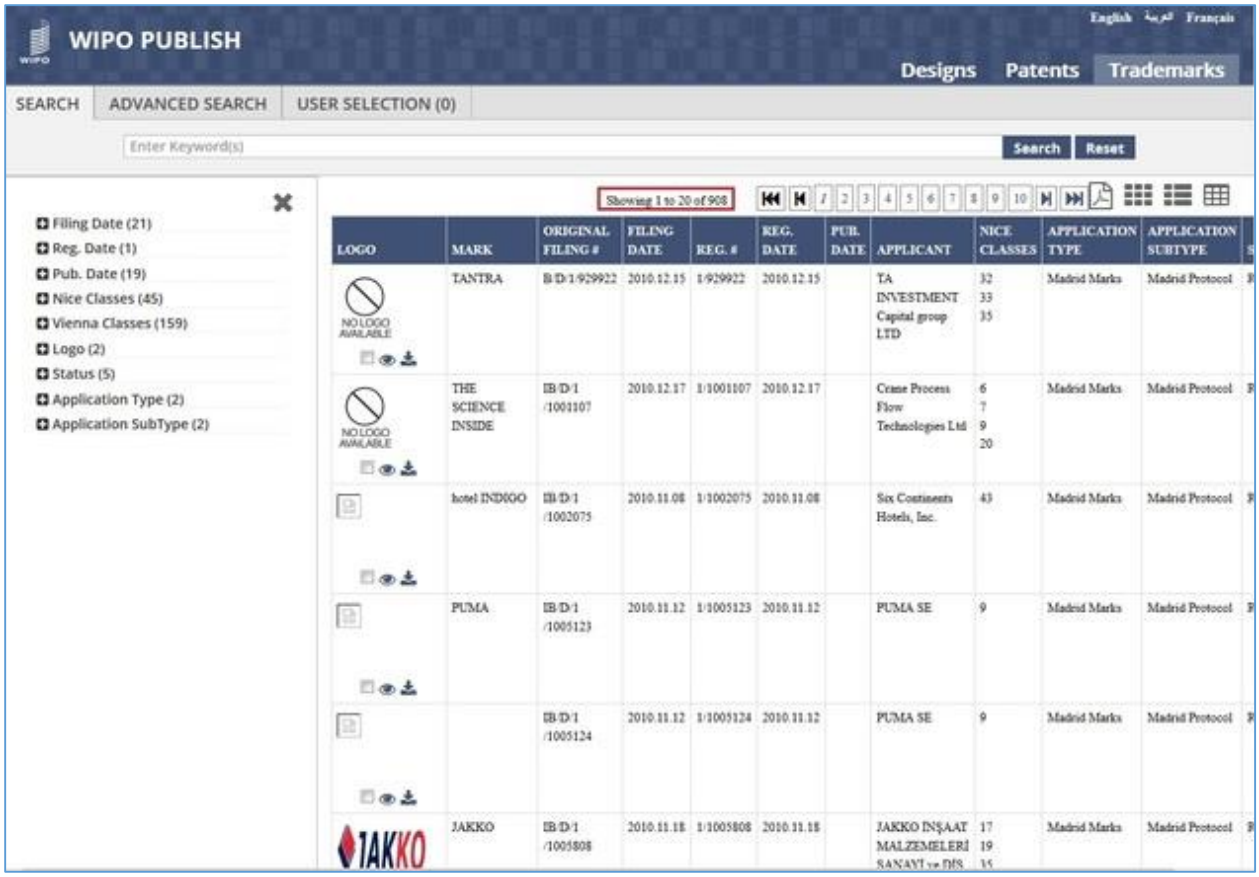
WIPO PUBLISH
English العربية Français
Designs Patents Trademarks
SEARCH ADVANCED SEARCH USER SELECTION (0)
Enter Keyword(s)
Search Reset
Filing Date (21)
Reg. Date (1)
Pub. Date (19)
Nice Classes (45)
Vienna Classes (159)
Logo (2)
Status (5)
Application Type (2)
Application SubType (2)
Showing 1 to 20 of 908
LOGO MARK ORIGINAL FILING # FILING DATE REG. # REG. DATE PUB. DATE APPLICANT NICE CLASSES APPLICATION TYPE APPLICATION SUBTYPE
NO LOGO AVAILABLE
TANTRA B/D/1/929922 2010.12.15 1/929922 2010.12.15 TA INVESTMENT Capital group LTD 32 33 35 Madrid Marks Madrid Protocol
NO LOGO AVAILABLE
THE SCIENCE INSIDE IB/D/1 /1001107 2010.12.17 1/1001107 2010.12.17 Crane Process Flow Technologies Ltd 6 7 9 20 Madrid Marks Madrid Protocol
hotel INDIGO IB/D/1 /1002075 2010.11.08 1/1002075 2010.11.08 Six Continents Hotels, Inc. 43 Madrid Marks Madrid Protocol
PUMA IB/D/1 /1005123 2010.11.12 1/1005123 2010.11.12 PUMA SE 9 Madrid Marks Madrid Protocol
IB/D/1 /1005124 2010.11.12 1/1005124 2010.11.12 PUMA SE 9 Madrid Marks Madrid Protocol
JAKKO IB/D/1 /1005808 2010.11.18 1/1005808 2010.11.18 JAKKO INŞAAT MALZEMELERİ SANAYİ ve DIŞ 17 19 35 Madrid Marks Madrid Protocol

5.4 VIEW SWITCHING

This feature allows to change the layout which displays the search results. The user can select from a set of pre-defined layouts / views. The steps to accomplish this feature are described below:

A. Click on the *Grid View* icon as highlighted in the screen below:

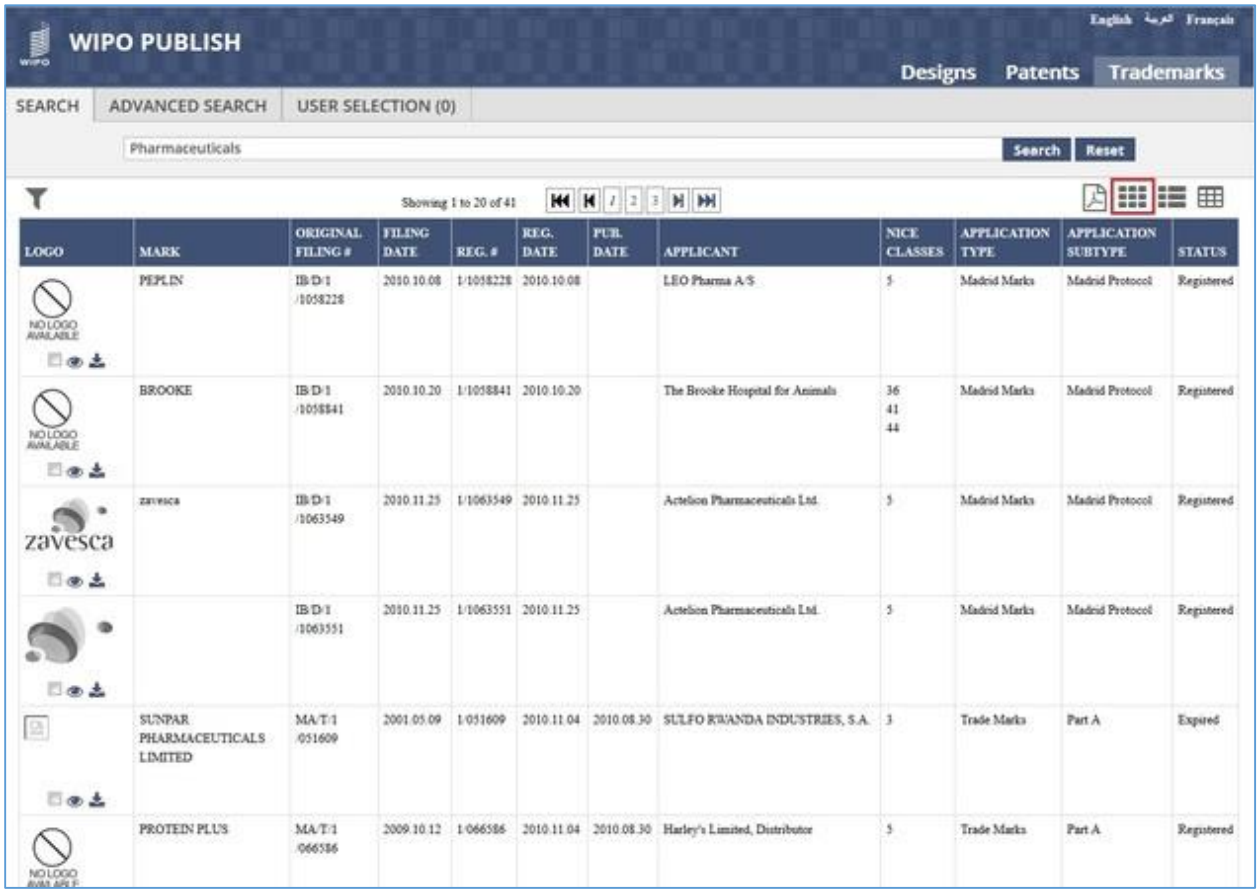

B. The search results are displayed as a Grid with each square containing details regarding an individual Trademark application. The details include:

1) Trademark Logo (If the logo doesn't exist, a dummy image mentioning "No Logo Available" is displayed)
2) Trademark Name
3) Trademark application number
4) Checkbox to add the application to User Selection List
5) Link to view Trademark details
6) Link to download Trademark details



C. Click on *List View* icon as highlighted on the screen above. The search results are displayed as a List of Trademark applications containing the following details:

1) Trademark Logo (If the logo doesn't exist, a dummy image mentioning "No Logo Available" is displayed)
2) Checkbox to add the application to User Selection List
3) Link to view Trademark details
4) Link to download Trademark details
5) Status of Trademark application
6) Trademark name in Local language
7) Trademark name in English
8) Trademark application filing number
9) Trademark application filing date
10) Trademark application publication date
11) Trademark application registration number
12) Trademark application registration date
13) Nice classes
14) Applicant name in Local language
15) Applicant name in English

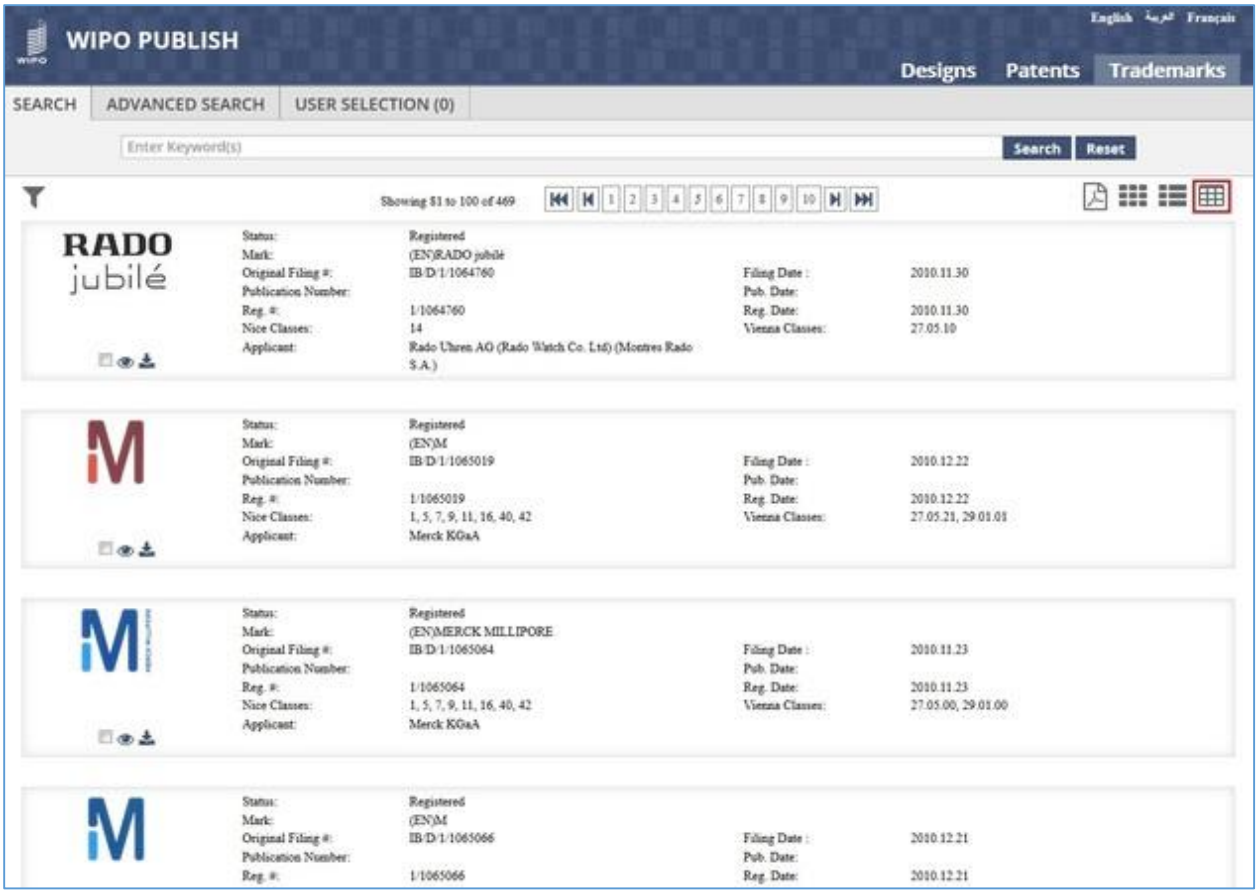

Note: The fields which are displayed under the List view are configurable

D. Click on *Table View* icon as highlighted on the screen above. The search results are displayed in a tabular format containing the following details:

1) Trademark Logo (If the logo doesn't exist, a dummy image mentioning "No Logo Available" is displayed)
2) Checkbox to add the application to User Selection List
3) Link to view Trademark details
4) Link to download Trademark details
5) Trademark name in Local language
6) Trademark name in English
7) Trademark application filing number
8) Trademark application filing date
9) Trademark application registration number
10) Trademark application registration date
11) Trademark application publication date
12) Applicant name in Local language
13) Applicant name in English

14) Nice classes
15) Status of Trademark application

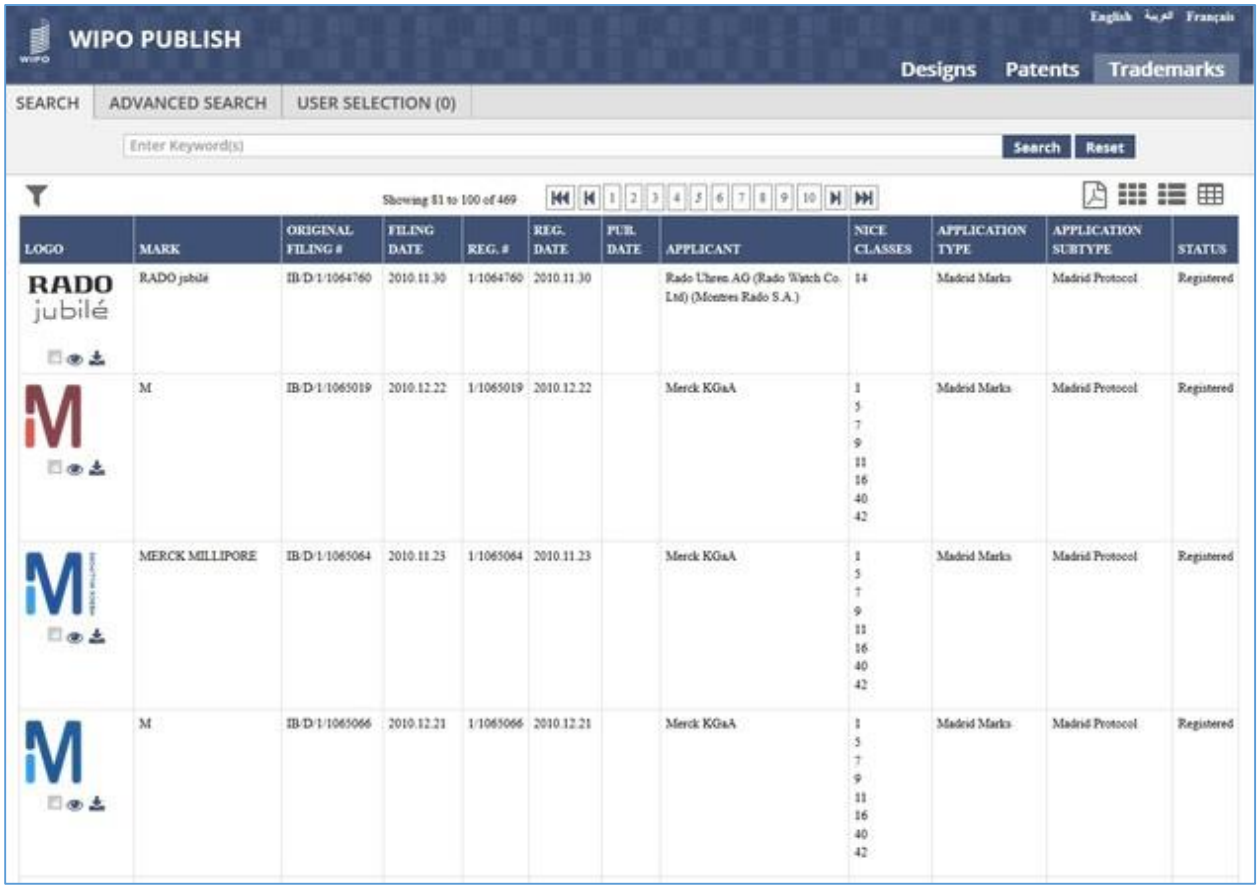

LOGO	MARK	ORIGINAL FILING #	FILING DATE	REG. #	REG. DATE	PUB. DATE	APPLICANT	NICE CLASSES	APPLICATION TYPE	APPLICATION SUBTYPE	STATUS
RADO jubilé	RADO jubilé	IB/D/1/1064760	2010.11.30	1/1064760	2010.11.30		Rado Uhren AG (Rado Watch Co. Ltd) (Montres Rado S.A.)	14	Madrid Marks	Madrid Protocol	Registered
M	M	IB/D/1/1065019	2010.12.22	1/1065019	2010.12.22		Merck KGaA	1 5 7 9 11 16 40 42	Madrid Marks	Madrid Protocol	Registered
M	MERCK MILLIPORE	IB/D/1/1065064	2010.11.23	1/1065064	2010.11.23		Merck KGaA	1 5 7 9 11 16 40 42	Madrid Marks	Madrid Protocol	Registered
M	M	IB/D/1/1065066	2010.12.21	1/1065066	2010.12.21		Merck KGaA	1 5 7 9 11 16 40 42	Madrid Marks	Madrid Protocol	Registered

Note: The fields which are displayed under the Table view are configurable

5.5 VIEW / DOWNLOAD DETAILS

This feature allows to view and download the detailed information regarding a specific Trademark application. The steps to accomplish this feature are described below:

A. To view the detailed information regarding a Trademark application, click either anywhere on the row, including the Logo image (Table and List View) or on the Logo image (Grid View) or on the *Eye* icon (Any View) as highlighted in the screen below:

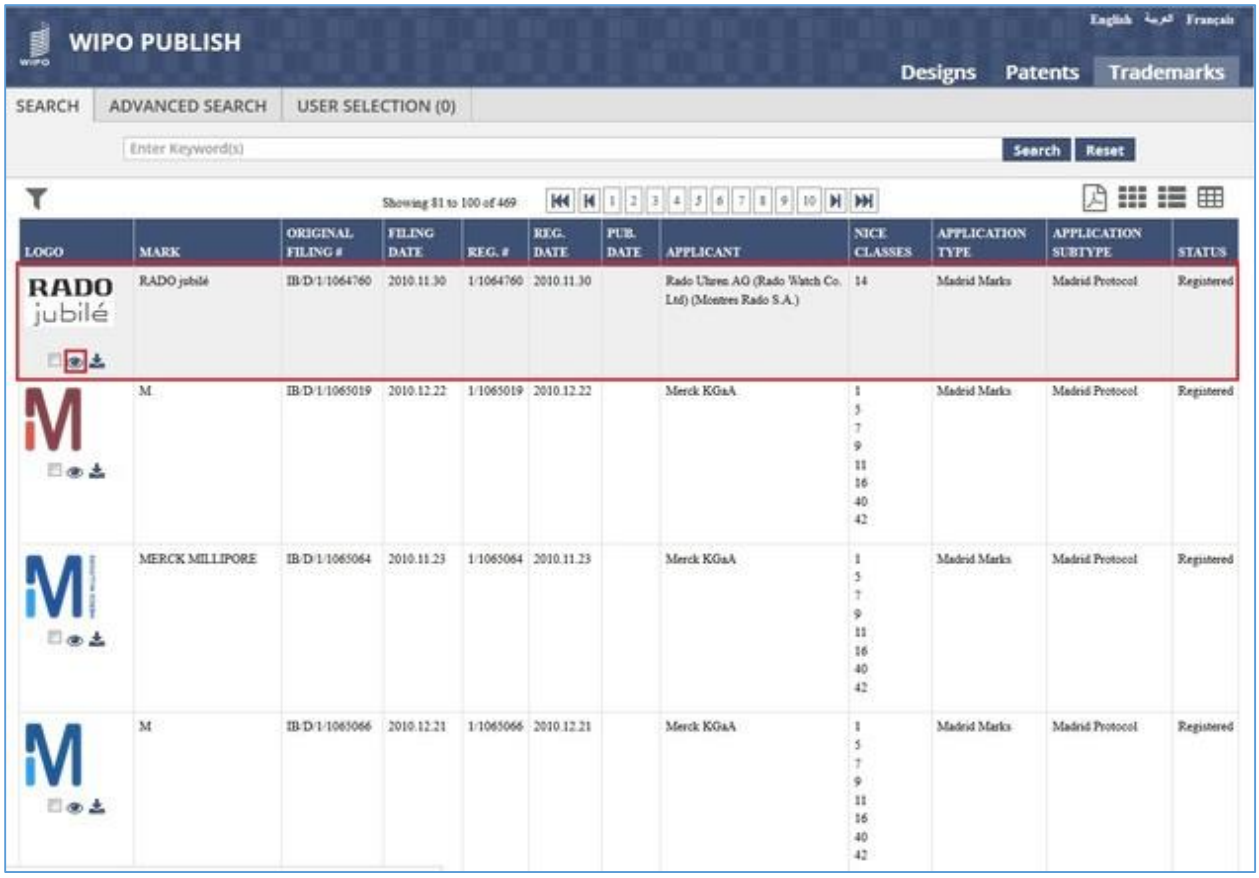

B. The detailed information regarding the Trademark is displayed in a new browser tab. It contains two tabs: **Bibliographic** and **Status.** The **Bibliographic** tab contains the following details:

1) Trademark Logo (If the logo doesn't exist, a dummy image mentioning "No Logo Available" is displayed)
2) Trademark Application Type
3) Trademark Application Subtype
4) Trademark application registration number & date
5) Status of Trademark application
6) Trademark application filing number & date

7) Trademark application publication number & date
8) Trademark name in Local language & English
9) Trademark color
10) Trademark priority details
11) Nice classes
    a) Nice class number
    b) Nice class description in Local language & English
    c) Hyperlink to the corresponding Nice class page on WIPO website
12) Vienna classes
    a) Vienna class details
    b) Hyperlink to the corresponding Vienna class page on WIPO website
13) Applicant name in Local language & English
14) Representative name in Local language & English
15) Trademark Description
16) Trademark Translation
17) Trademark Feature Word
18) Disclaimer

C. To view the list of applications filed by the same Applicant, click on the icon as highlighted in the screen above

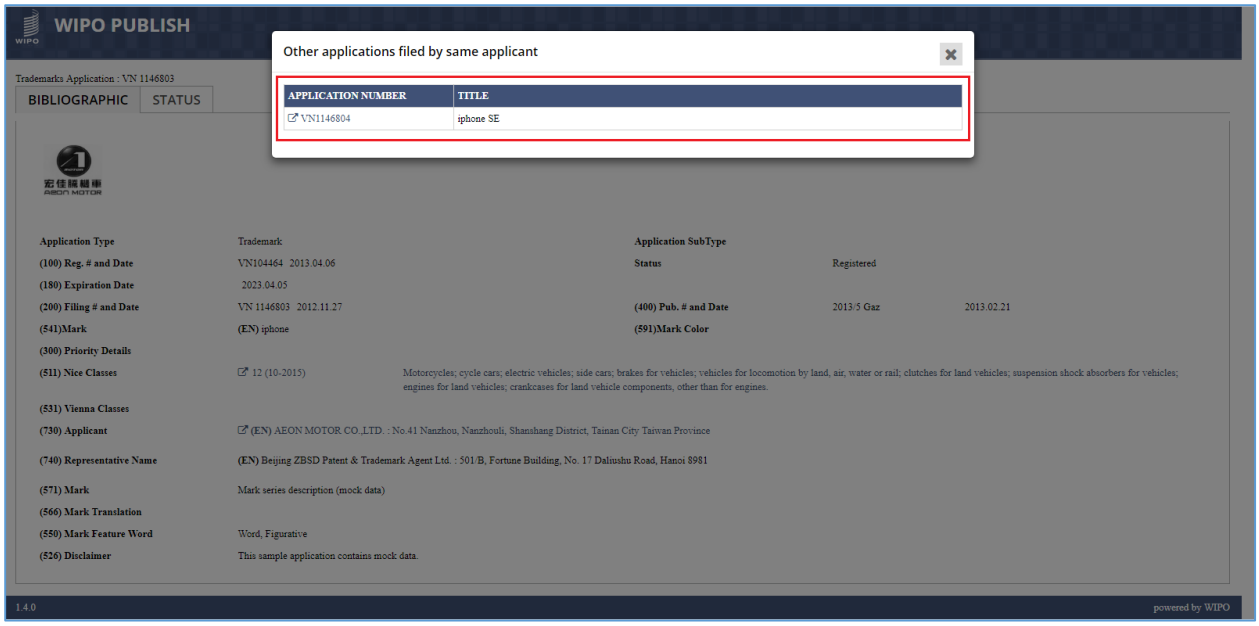

D. The list of applications filed by the same applicant is displayed in a pop-up window as highlighted in the screen above

E. Click on **Status** tab. The history of the legal statuses containing the following details is displayed as shown in the screen below:

1) Legal Status
2) Legal Status Date

Note: The fields which are displayed under both tabs are configurable

F. Click on **Download** icon as highlighted in the screen below:

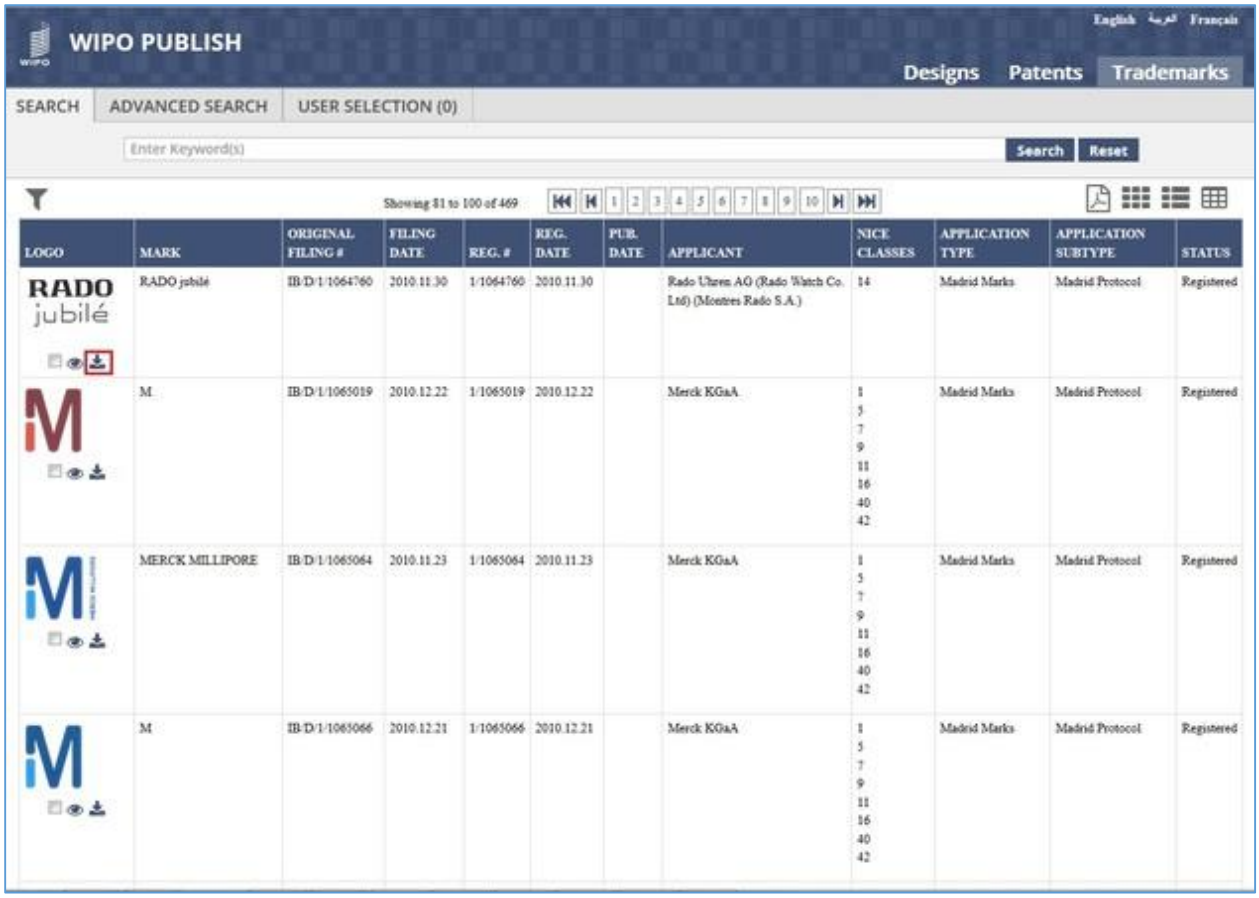

G. The system displays a dialog box to Open / Save the XML file containing the Trademark details as highlighted in the screen below:

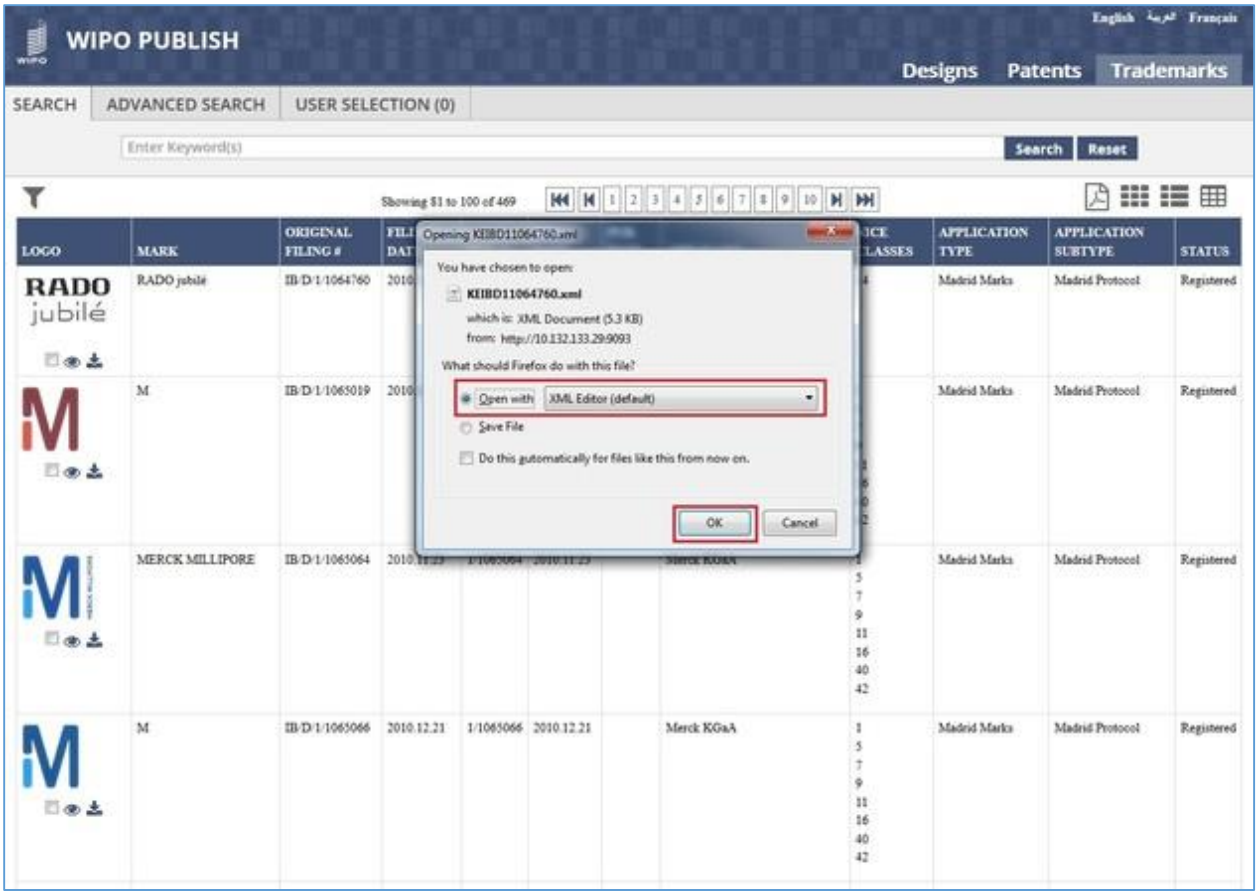

H. Select the appropriate option and click on **OK** button. The Trademark details are displayed in XML format as shown in the screen below:

```
<?xml version="1.0" encoding="UTF-8"?>
- <Transaction xmlns:wo="http://www.wipo.int/standards/XMLSchema/wo-trademarks" xmlns="http://www.wipo.int/standards/XMLSchema/trademarks">
  - <TradeMarkTransactionBody>
    - <TransactionContentDetails>
        <TransactionIdentifier>D</TransactionIdentifier>
        <TransactionCode>Madrid Marks</TransactionCode>
        <TransactionSubCode>Madrid Protocol</TransactionSubCode>
      - <TransactionData>
        - <TradeMarkApplication>
          - <TradeMarkDetails>
            - <TradeMark>
                <RegistrationOfficeCode>KE</RegistrationOfficeCode>
                <ApplicationNumber>IB/D/1/1064760</ApplicationNumber>
                <ApplicationDate>2010-11-30</ApplicationDate>
                <RegistrationNumber>1/1064760</RegistrationNumber>
                <RegistrationDate>2010-11-30</RegistrationDate>
                <ApplicationLanguageCode>en</ApplicationLanguageCode>
                <MarkCurrentStatusDate>2010-11-30</MarkCurrentStatusDate>
              - <MarkImageDetails>
                - <MarkImage>
                    <MarkImageFilename>ATTACHMENT/logo</MarkImageFilename>
                    <MarkImageFileFormat>JPEG</MarkImageFileFormat>
                  - <MarkImageCategory>
                      <CategoryKind>Vienna</CategoryKind>
                      <CategoryVersion>7</CategoryVersion>
                    - <CategoryCodeDetails>
                        <CategoryCode>27.05.10</CategoryCode>
                      </CategoryCodeDetails>
                    </MarkImageCategory>
                  </MarkImage>
                </MarkImageDetails>
              - <GoodsServicesDetails>
                - <GoodsServices>
                  - <ClassDescriptionDetails>
                    - <ClassDescription>
                        <ClassNumber>14</ClassNumber>
                        <GoodsServicesDescription languageCode="en">Precious metals and their alloys and goods in precious metals or coated
                          therewith, not included in other classes; jewelry, precious stones; horological and chronometric
                          instruments.</GoodsServicesDescription>
                      </ClassDescription>
                    </ClassDescriptionDetails>
                  </GoodsServices>
                </GoodsServicesDetails>
              - <ApplicantDetails>
                - <Applicant>
                  - <ApplicantAddressBook>
                    - <FormattedNameAddress>
                      - <Name>
                        - <FreeFormatName>
                          - <FreeFormatNameDetails>
                              <FreeFormatNameLine languageCode="en">Rado Uhren AG (Rado Watch Co. Ltd) (Montres Rado S.A.)
                                </FreeFormatNameLine>
```

5.6 ADVANCED SEARCH

This feature allows to search the published Trademark data by specifying multiple parameters simultaneously. This facilitates more precise search than the full text search. The Trademark applications fulfilling all the search criteria are displayed. The steps to accomplish this feature are described below:

A. To perform advanced search, click on “Advanced Search” tab as highlighted in the screen below:

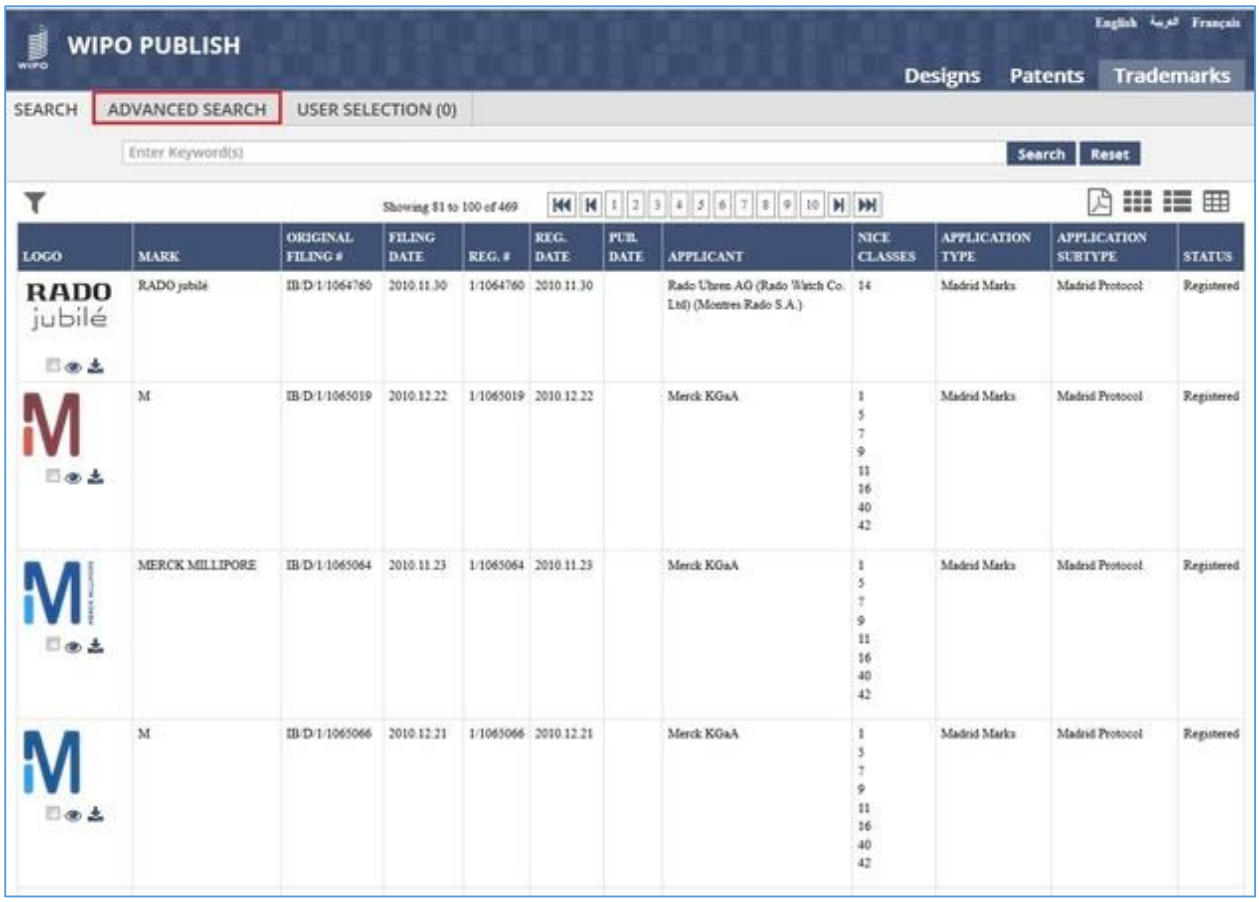

B. The ‘Advanced Search’ screen is displayed with the following pre-specified search parameters:

1) Original Filing Number
2) Mark Name
3) Nice Classes
4) Vienna Classes

These parameters can be modified by clicking on “-/+ Fields” button as highlighted in the screen below:

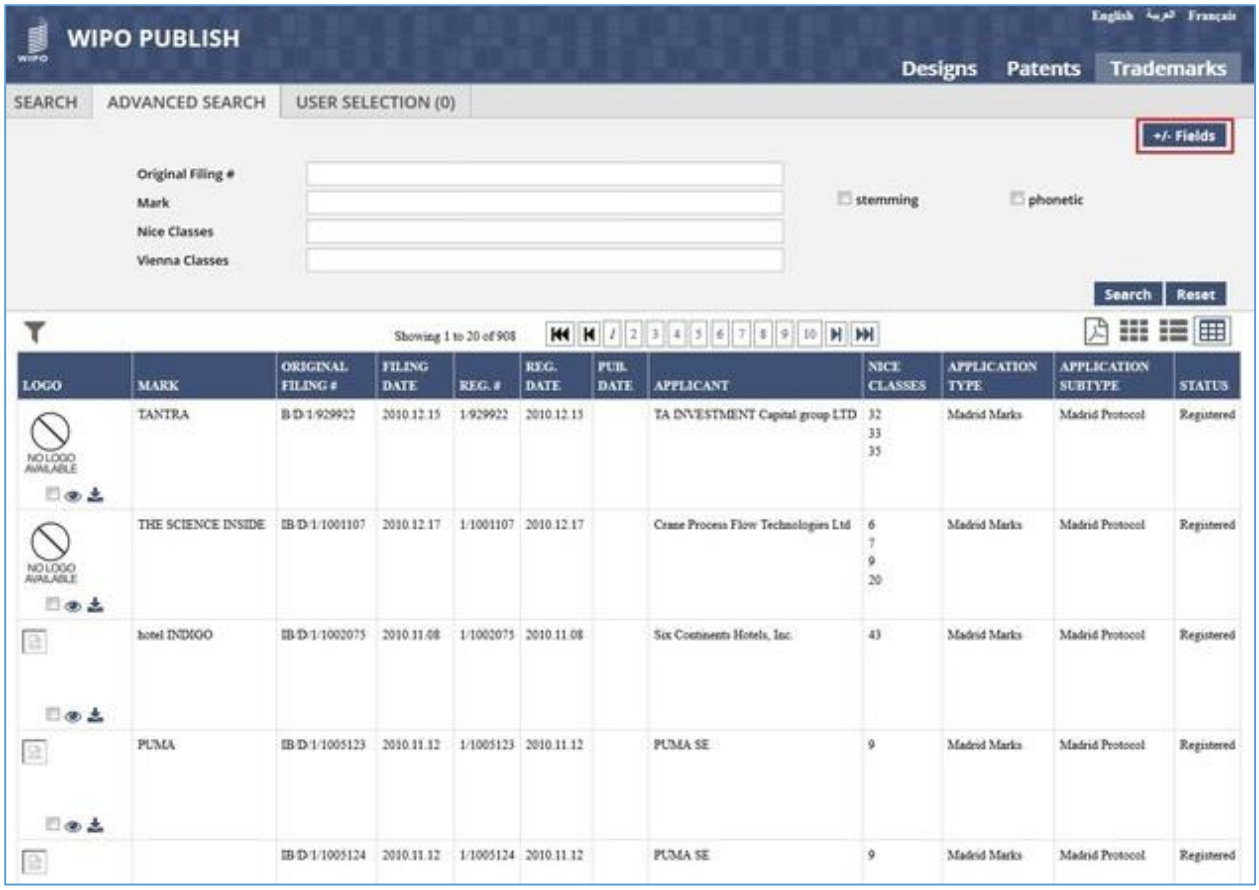

C. The parameters for Advanced Search are bifurcated into the following three categories as highlighted in the screen below:

1) Text Fields – Displays all parameters with data type **Text** (E.g. Application Type, Applicant Name, Status, etc.)

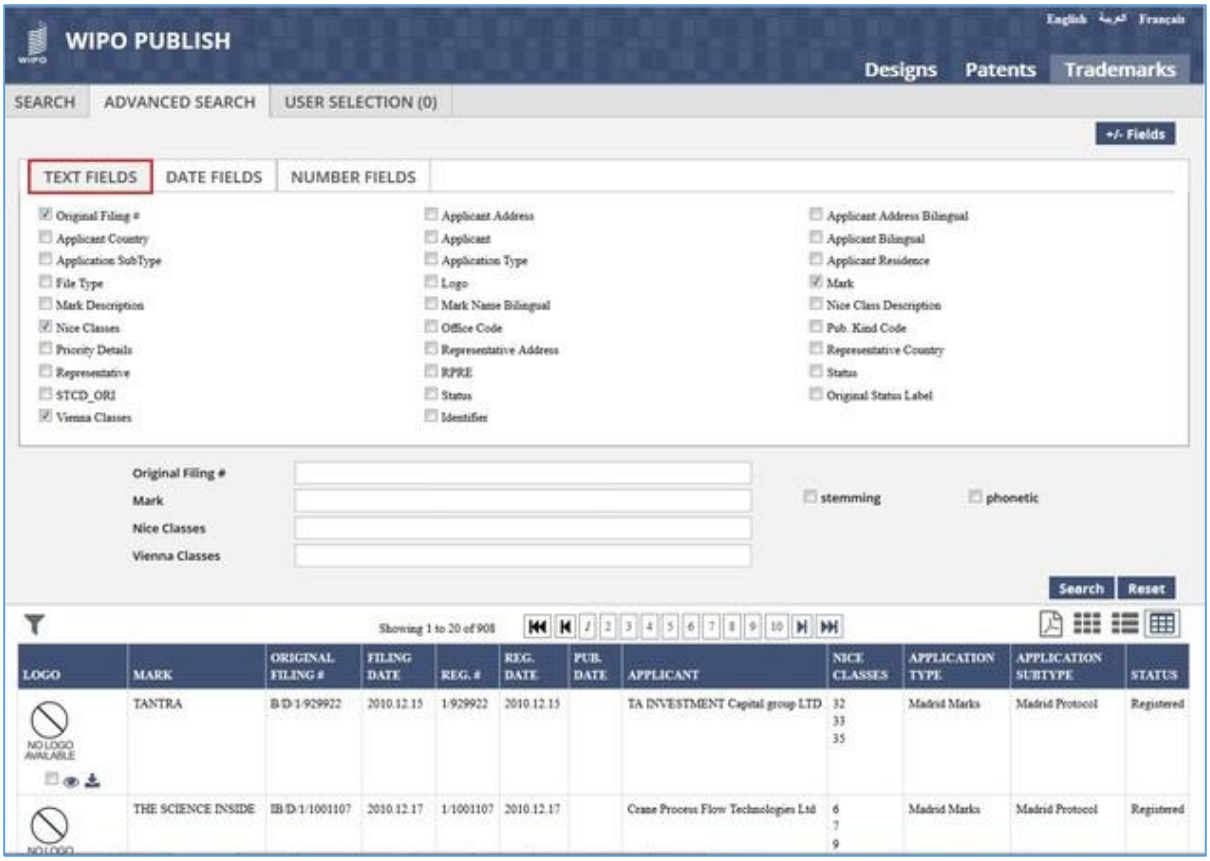

2) Date Fields – Displays all parameters with data type **Date** (E.g. Filing Date, Publication Date, Registration Date, etc.)

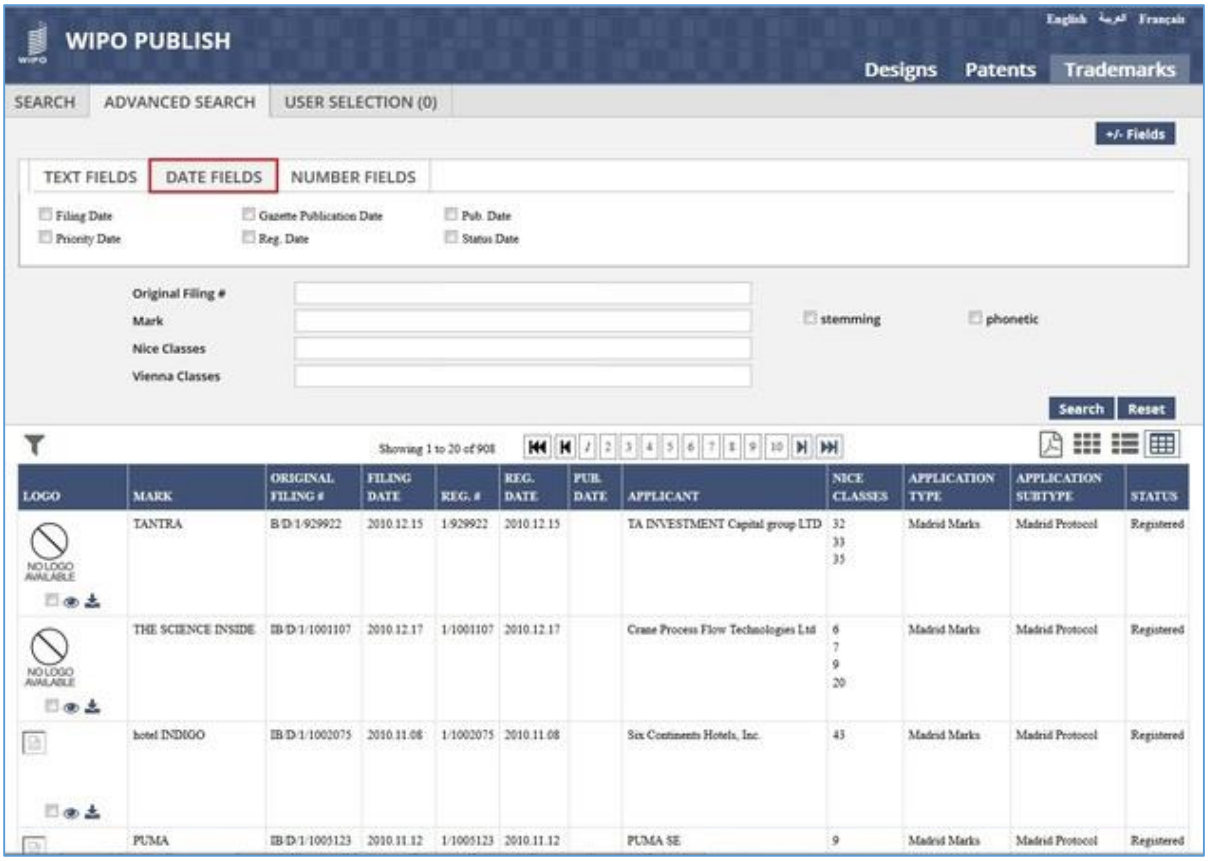

3) Number Fields – Displays all parameters with data type **Number** (E.g. Filing Number, Publication Number, Registration Number, etc)

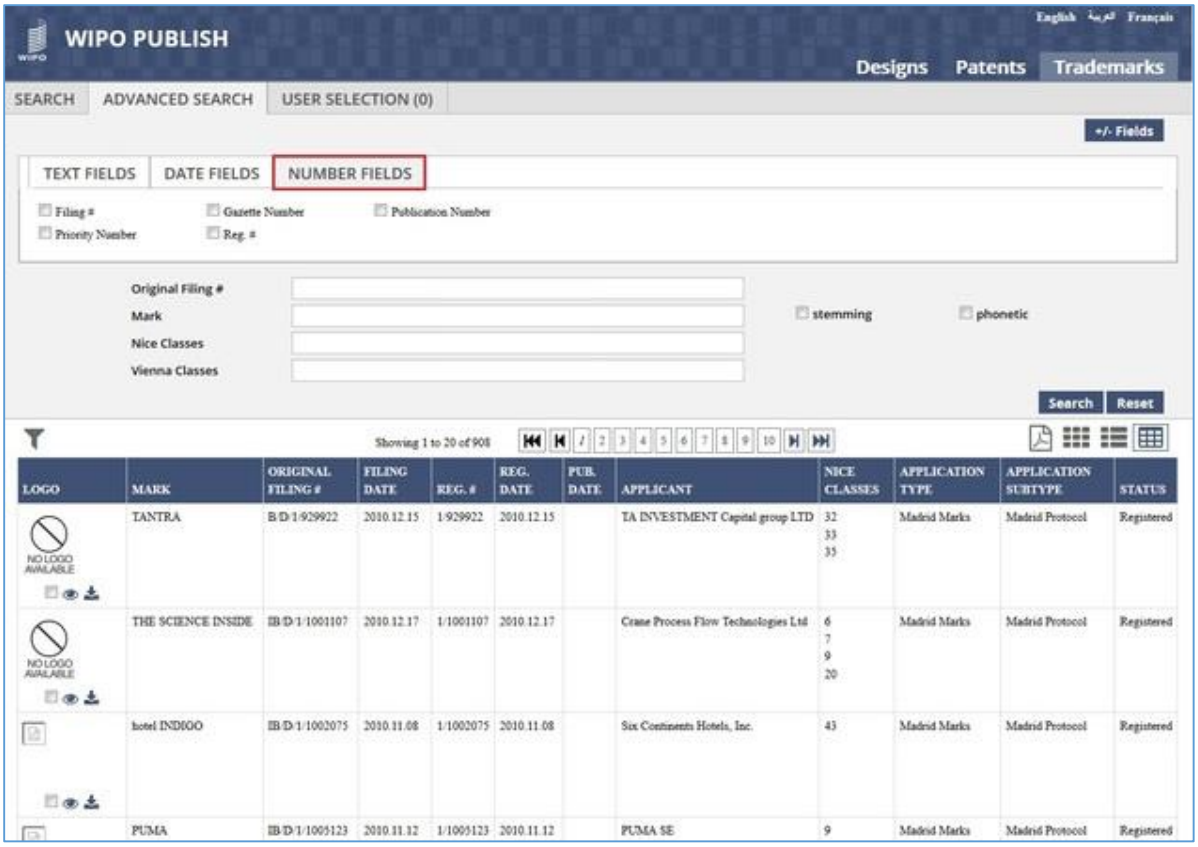

Note: The parameters which are displayed under the Advanced Search pane are configurable

D. The default parameters can be deselected and other parameters can be selected. The following parameters are selected as shown in the screen below:

1) Applicant Country
2) Applicant
3) Representative
4) Status

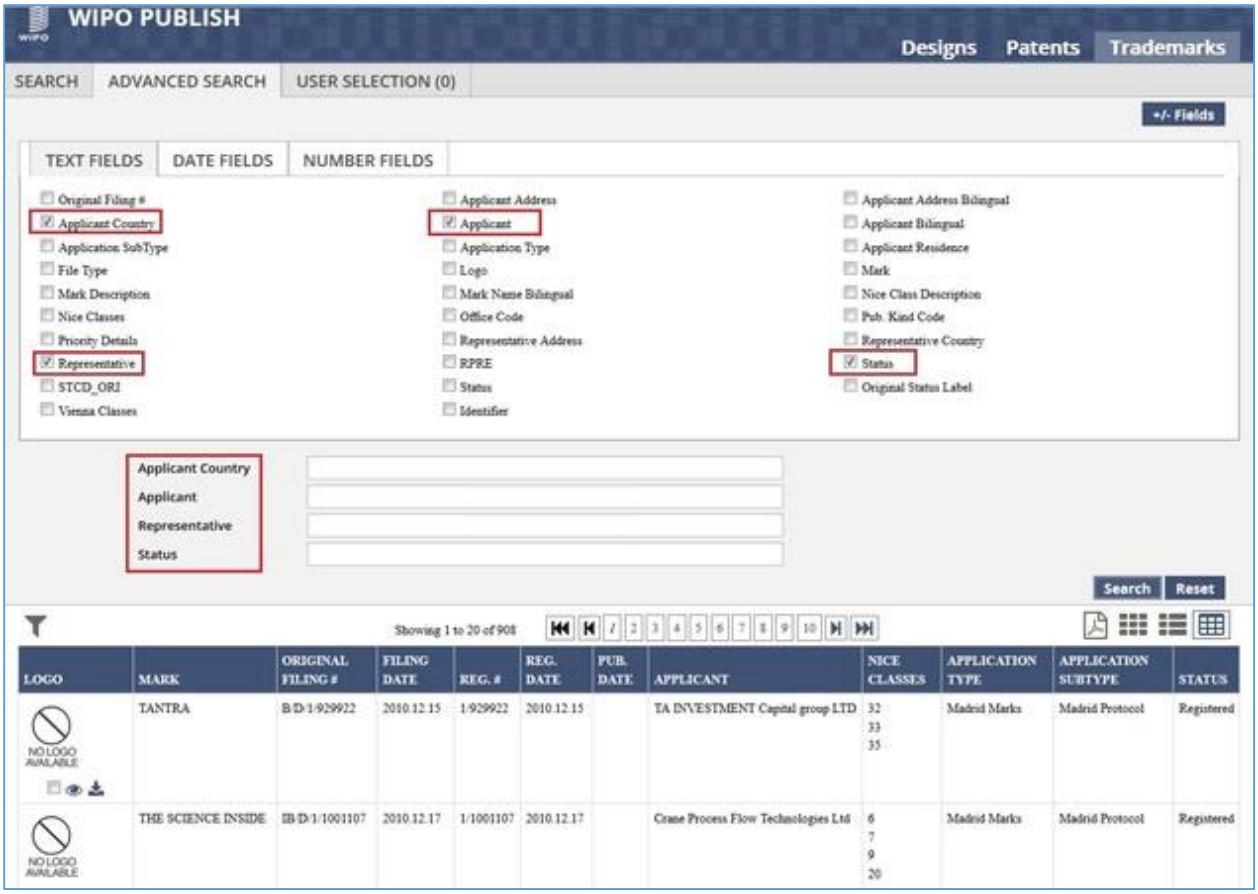

E. Specify the search criteria against the parameters and click on “Search” button. The following search criteria are specified in the example:

Search Parameter	**Value**
Applicant Country	ES
Applicant	Corporation

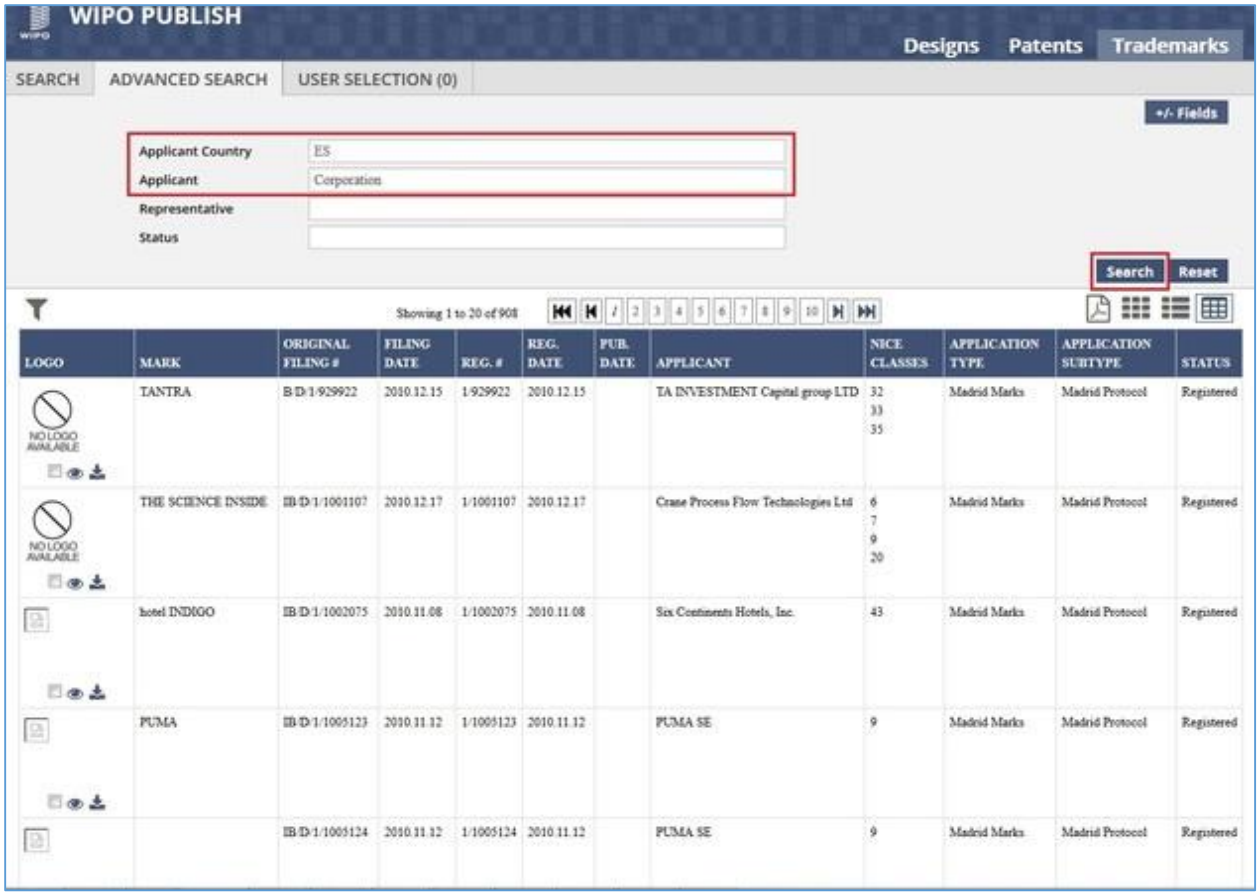

F. The search operation is executed successfully and the search results are displayed as shown in the screen below:

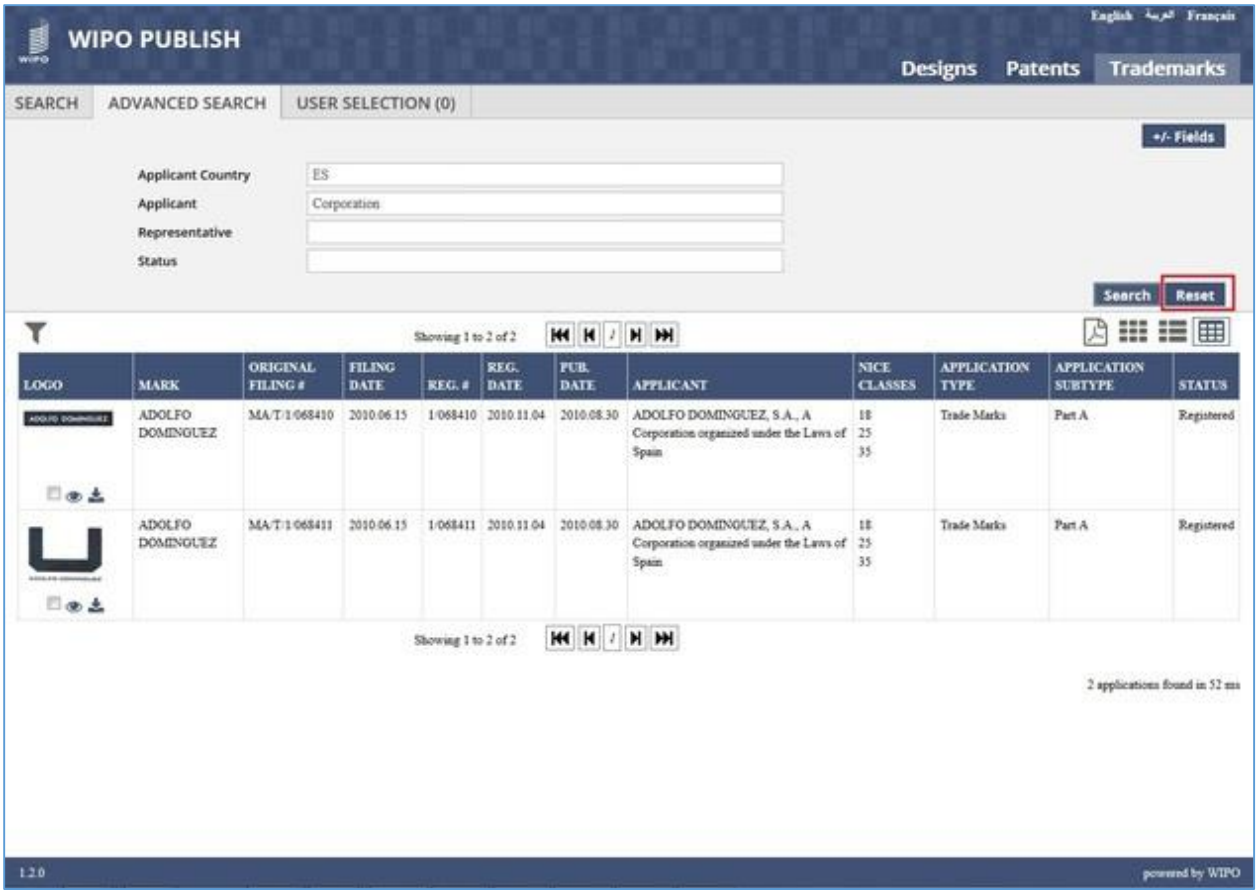

G. Click on ***Reset*** button as highlighted in the screen below to clear the specified search criteria.

H. The Advanced search text boxes are reset to blank and the Advanced search results are cleared as shown in the screen below:

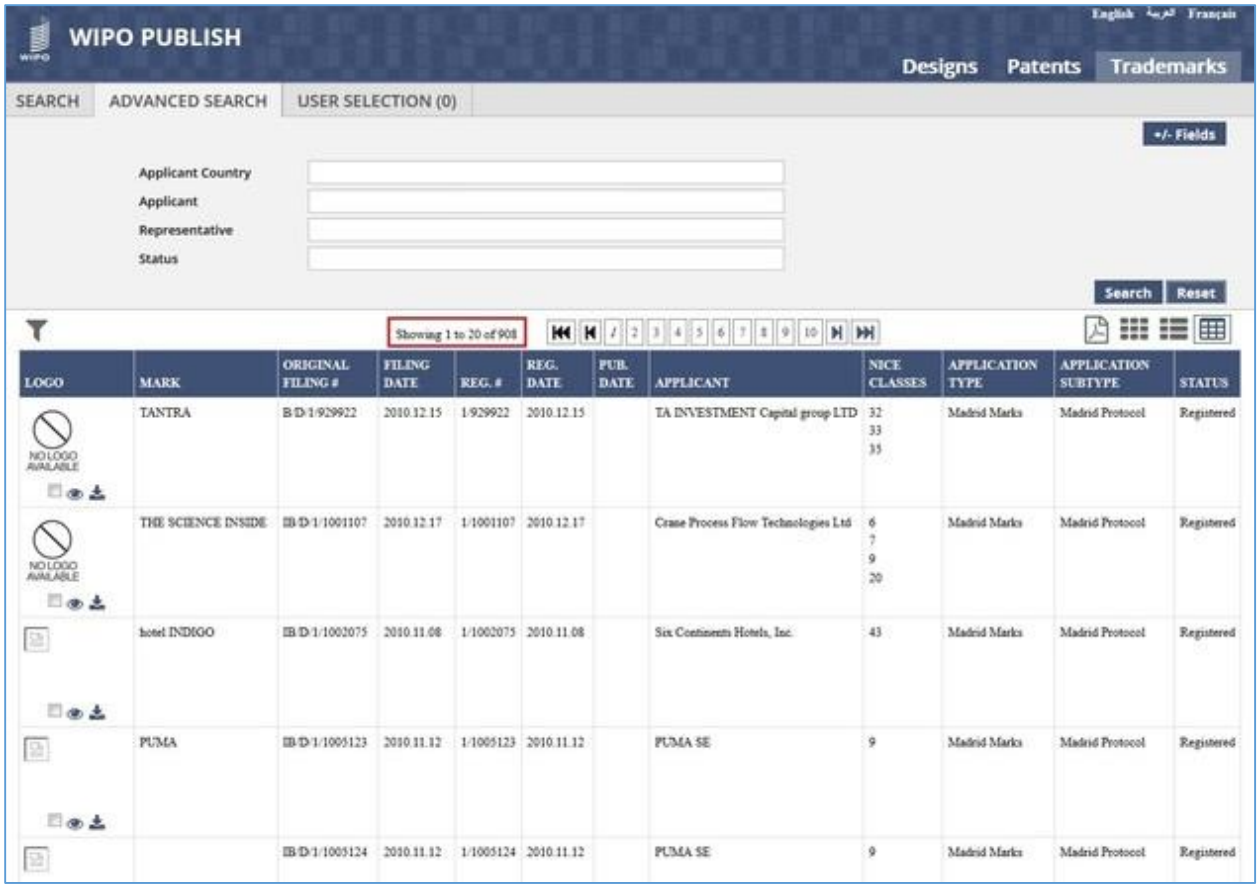

I. The Advanced search feature also has an option to perform **Phonetic Search** based on the Trademark Name. Specify the name of the Trademark for which the phonetic search is to be perfromed against the field **Mark**, select the **Phonetic** checkbox and click on **Search** button as highlighted in the screen below:

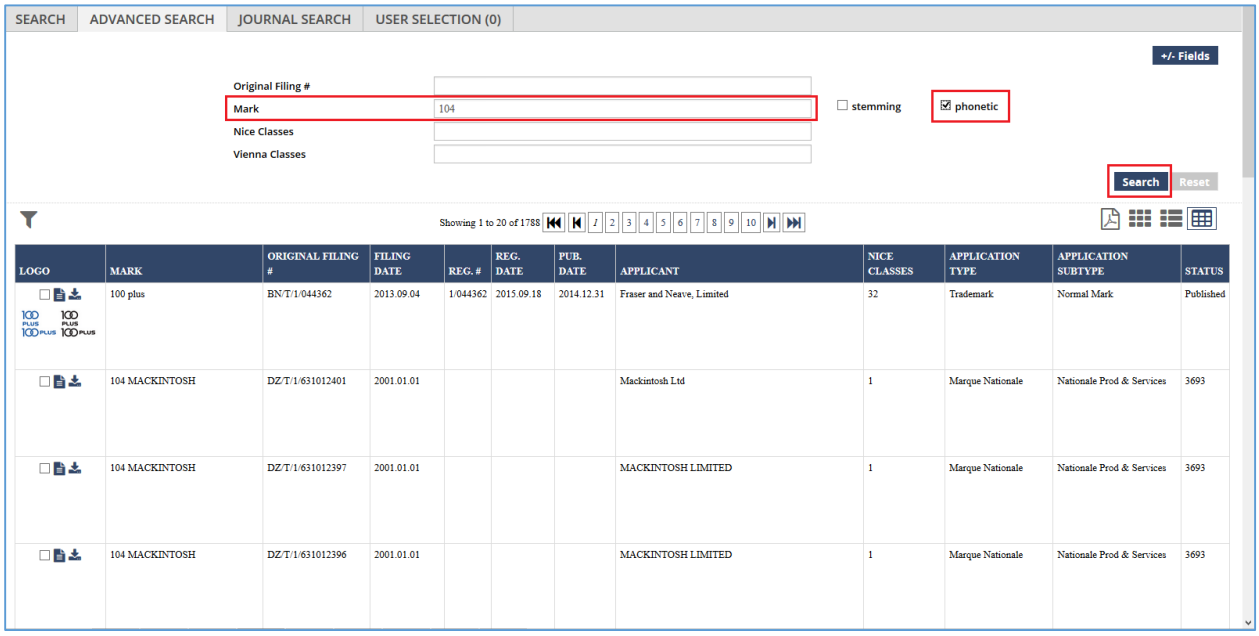

J. The Trademarks fulfilling the Phonetic Search are displayed in the search results along with the Relevance Score (obtained from Solr) as shown in the screen below. This score is normalised to a range between 0 and 1, making it easier to read. In the given example, there are 3 Trademarks which are phonetically similar to the Trademark **104** and all of them have a relevance score of **1**

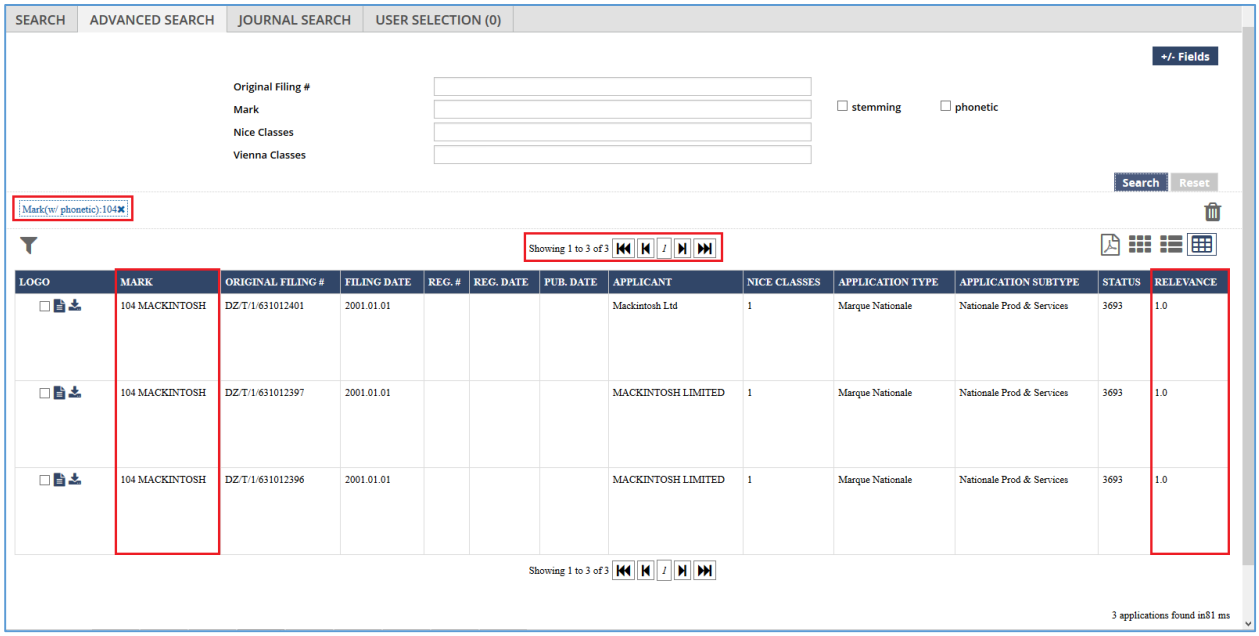

5.7 WILDCARD SEARCH

This feature allows to search the published Trademark data by using a Wildcard character. The character that is used is **asterisk (*)**. This character can be used as a prefix or suffix or both to search all Trademarks **containing** the specific word or phrase. The steps to accomplish this feature are described below:

A. Specify the wildcard (*) character followed by the word or phrase to be searched and click on "Search" button as highlighted in the screen below:

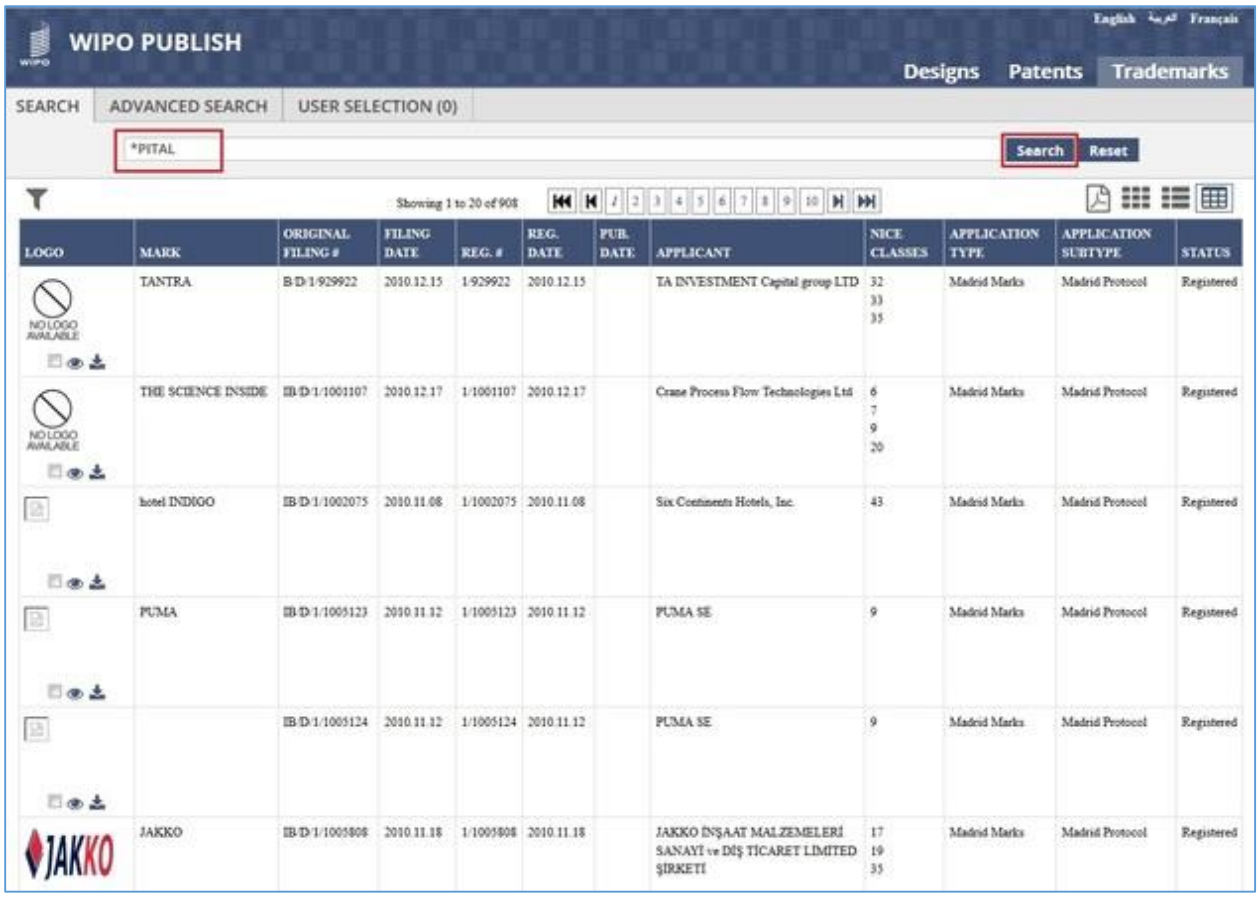

B. The Wildcard search looks for all Trademarks that include a word ending with the characters specified after the asterisk (*) symbol. In the given example, it will list all Trademarks which contain a word ending with **PITAL**

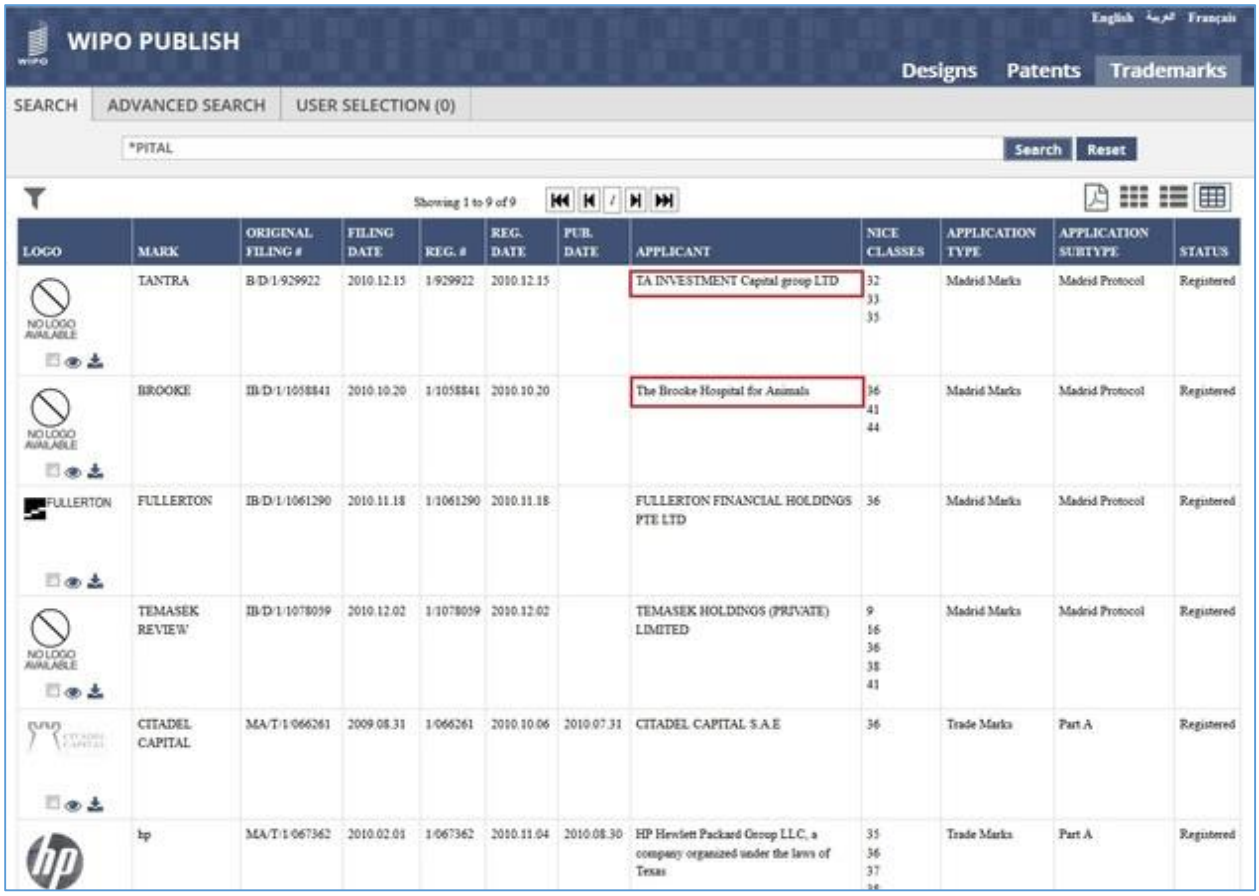

LOGO	MARK	ORIGINAL FILING #	FILING DATE	REG. #	REG. DATE	PUB. DATE	APPLICANT	NICE CLASSES	APPLICATION TYPE	APPLICATION SUBTYPE	STATUS
NO LOGO AVAILABLE	TANTRA	B/D/1/929922	2010.12.15	1/929922	2010.12.15		TA INVESTMENT Capital group LTD	32 33 35	Madrid Marks	Madrid Protocol	Registered
NO LOGO AVAILABLE	BROOKE	IB/D/1/1058841	2010.10.20	1/1058841	2010.10.20		The Brooke Hospital for Animals	36 41 44	Madrid Marks	Madrid Protocol	Registered
FULLERTON	FULLERTON	IB/D/1/1061290	2010.11.18	1/1061290	2010.11.18		FULLERTON FINANCIAL HOLDINGS PTE LTD	36	Madrid Marks	Madrid Protocol	Registered
NO LOGO AVAILABLE	TEMASEK REVIEW	IB/D/1/1078059	2010.12.02	1/1078059	2010.12.02		TEMASEK HOLDINGS (PRIVATE) LIMITED	9 16 36 38 41	Madrid Marks	Madrid Protocol	Registered
	CITADEL CAPITAL	MA/T/1/066261	2009.08.31	1/066261	2010.10.06	2010.07.31	CITADEL CAPITAL S.A.E	36	Trade Marks	Part A	Registered
hp	hp	MA/T/1/067362	2010.02.01	1/067362	2010.11.04	2010.08.30	HP Hewlett Packard Group LLC, a company organized under the laws of Texas	35 36 37	Trade Marks	Part A	Registered

C. The Trademarks whose names contain a word ending with **PITAL** are displayed as highlighted in the screen above. (The name of the first Trademark contains the word CA**PITAL** whereas the names of the second Trademark contains the word HOS**PITAL**)

D. Another way to use the wildcard search is to specify the wildcard (*) character as a suffix after the word or phrase to be searched. Mention the relevant word followed by asterisk (*) and click on “Search” button as highlighted in the screen below:

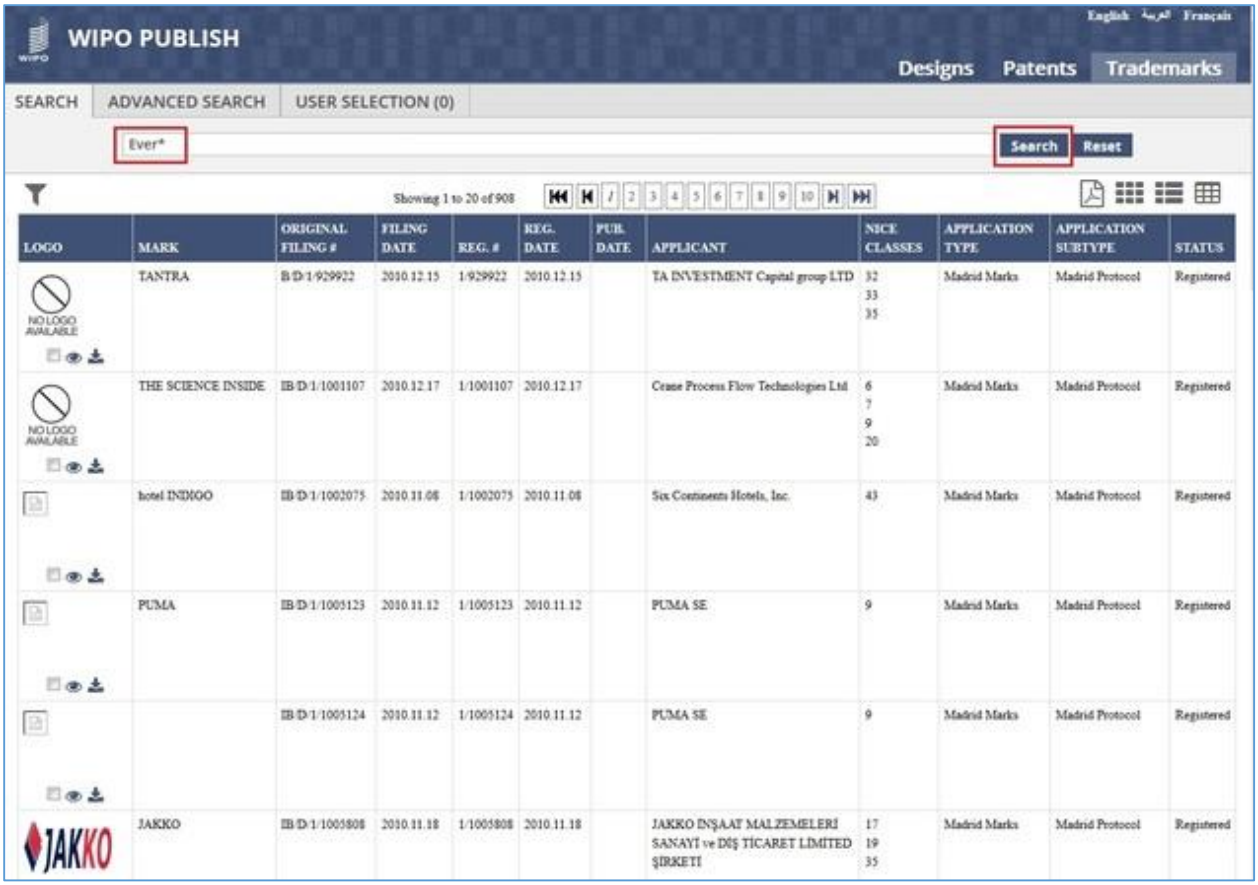

E. The Wildcard search looks for all Trademarks that include a word starting with the characters specified before the asterisk (*) symbol. In the given example, it will list all Trademarks which contain a word starting with **EVER**

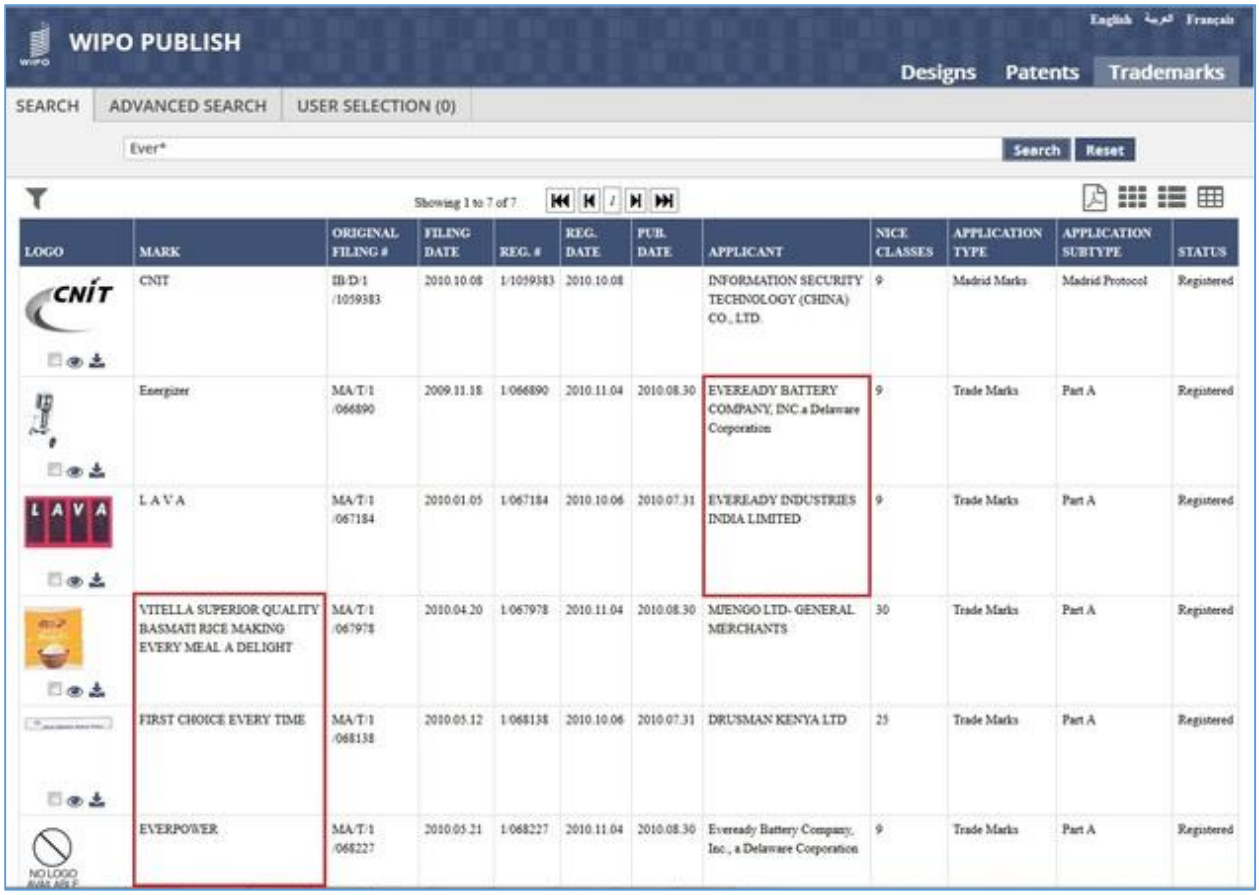

F. The Trademarks which contain a word starting with **EVER** are displayed as highlighted in the screen above. (The Applicant name of the two Trademarks is **EVER**EADY whereas the name of the remaining three Trademarks include the word **EVER**)

G. Click on ***Reset*** button as highlighted in the screen below to clear the specified search criteria.

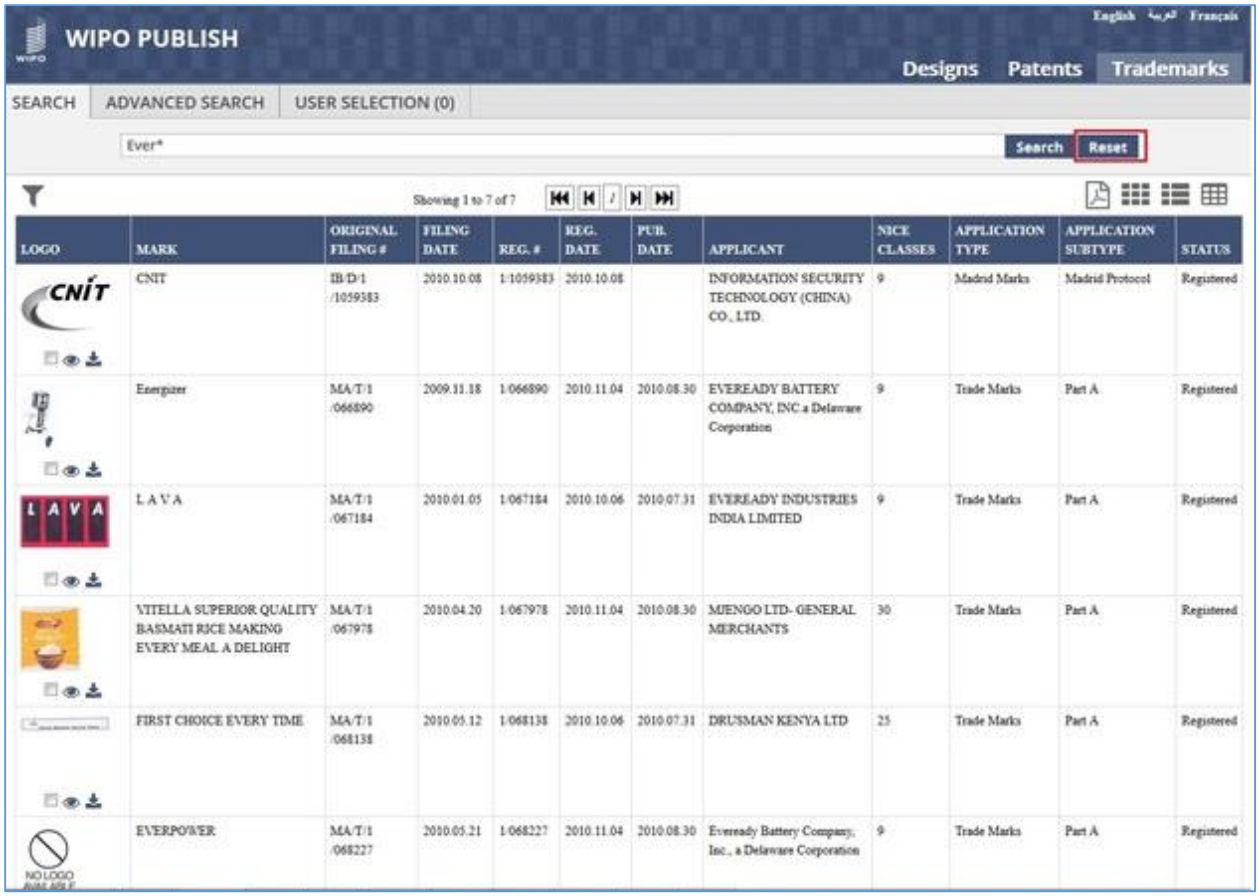

LOGO	MARK	ORIGINAL FILING #	FILING DATE	REG. #	REG. DATE	PUB. DATE	APPLICANT	NICE CLASSES	APPLICATION TYPE	APPLICATION SUBTYPE	STATUS
CNIT	CNIT	IB/D/1 /1059383	2010.10.08	1/1059383	2010.10.08		INFORMATION SECURITY TECHNOLOGY (CHINA) CO., LTD.	9	Madrid Marks	Madrid Protocol	Registered
	Energizer	MA/T/1 /066890	2009.11.18	1/066890	2010.11.04	2010.08.30	EVEREADY BATTERY COMPANY, INC a Delaware Corporation	9	Trade Marks	Part A	Registered
L A V A	L A V A	MA/T/1 /067184	2010.01.05	1/067184	2010.10.06	2010.07.31	EVEREADY INDUSTRIES INDIA LIMITED	9	Trade Marks	Part A	Registered
	VITELLA SUPERIOR QUALITY BASMATI RICE MAKING EVERY MEAL A DELIGHT	MA/T/1 /067978	2010.04.20	1/067978	2010.11.04	2010.08.30	MUENGO LTD- GENERAL MERCHANTS	30	Trade Marks	Part A	Registered
	FIRST CHOICE EVERY TIME	MA/T/1 /068138	2010.05.12	1/068138	2010.10.06	2010.07.31	DRUSMAN KENYA LTD	25	Trade Marks	Part A	Registered
NO LOGO AVAILABLE	EVERPOWER	MA/T/1 /068227	2010.05.21	1/068227	2010.11.04	2010.08.30	Eveready Battery Company, Inc., a Delaware Corporation	9	Trade Marks	Part A	Registered

H. The search text box is reset to blank and the search results are cleared as shown in the screen below:

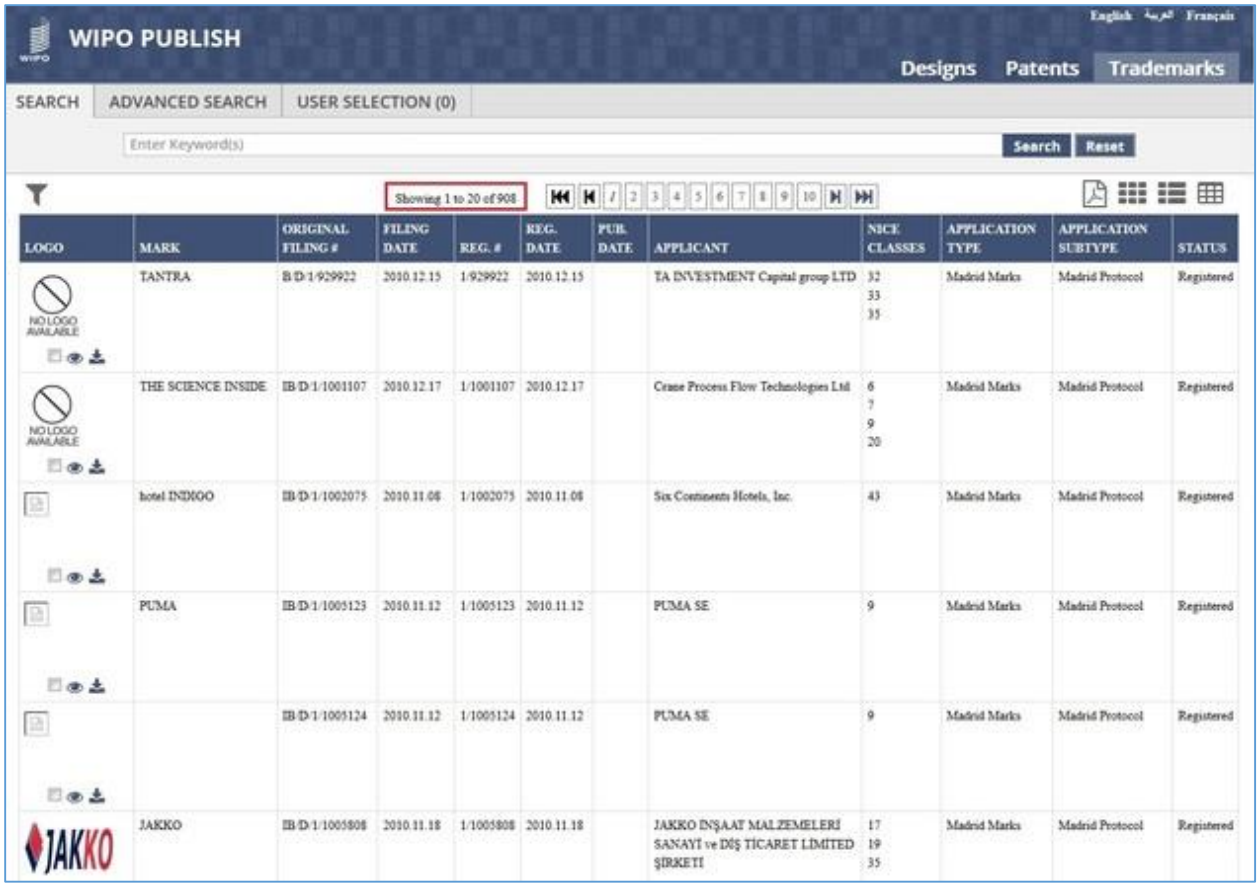

LOGO	MARK	ORIGINAL FILING #	FILING DATE	REG. #	REG. DATE	PUB. DATE	APPLICANT	NICE CLASSES	APPLICATION TYPE	APPLICATION SUBTYPE	STATUS
NO LOGO AVAILABLE	TANTRA	B/D/1/929922	2010.12.15	1/929922	2010.12.15		TA INVESTMENT Capital group LTD	32 33 35	Madrid Marks	Madrid Protocol	Registered
NO LOGO AVAILABLE	THE SCIENCE INSIDE	IB/D/1/1001107	2010.12.17	1/1001107	2010.12.17		Crane Process Flow Technologies Ltd.	6 7 9 20	Madrid Marks	Madrid Protocol	Registered
	hotel INDIGO	IB/D/1/1002075	2010.11.08	1/1002075	2010.11.08		Six Continents Hotels, Inc.	43	Madrid Marks	Madrid Protocol	Registered
	PUMA	IB/D/1/1005123	2010.11.12	1/1005123	2010.11.12		PUMA SE	9	Madrid Marks	Madrid Protocol	Registered
		IB/D/1/1005124	2010.11.12	1/1005124	2010.11.12		PUMA SE	9	Madrid Marks	Madrid Protocol	Registered
JAKKO	JAKKO	IB/D/1/1005808	2010.11.18	1/1005808	2010.11.18		JAKKO İNŞAAT MALZEMELERİ SANAYİ ve DİŞ TİCARET LİMİTED ŞİRKETİ	17 19 35	Madrid Marks	Madrid Protocol	Registered

5.8 USER SELECTION REPORT

This feature allows the user to add applications from various search operations to a single list so as to view them without having to open multiple search windows. The user can filter the applications based on the search criteria using which they were added to the User Selection List. The steps to accomplish this feature are described below:

A. Select the checkbox to add a particular application to the User Selection List as highlighted in the screen below:

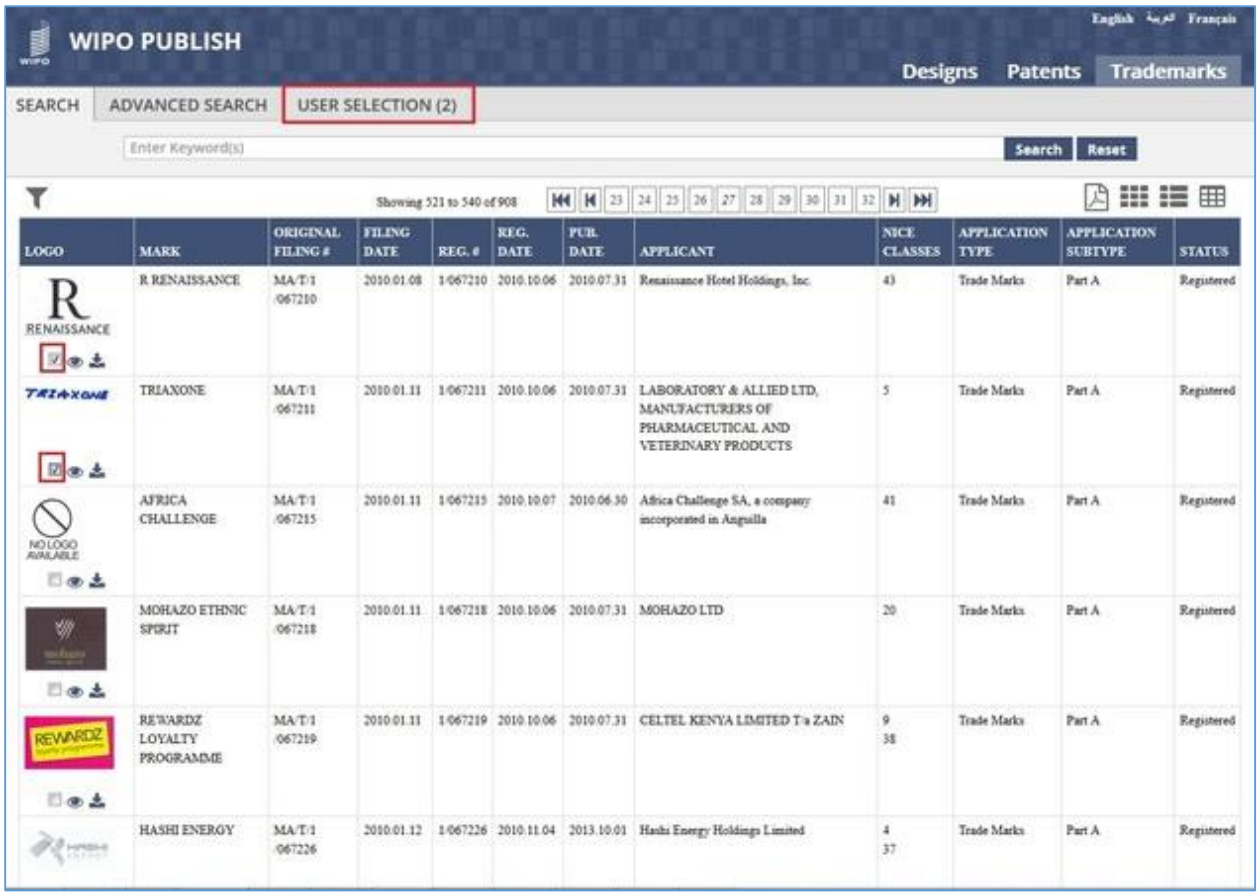

B. Perform a Keyword search and add the results to the User Selection List as highlighted in the screen below:

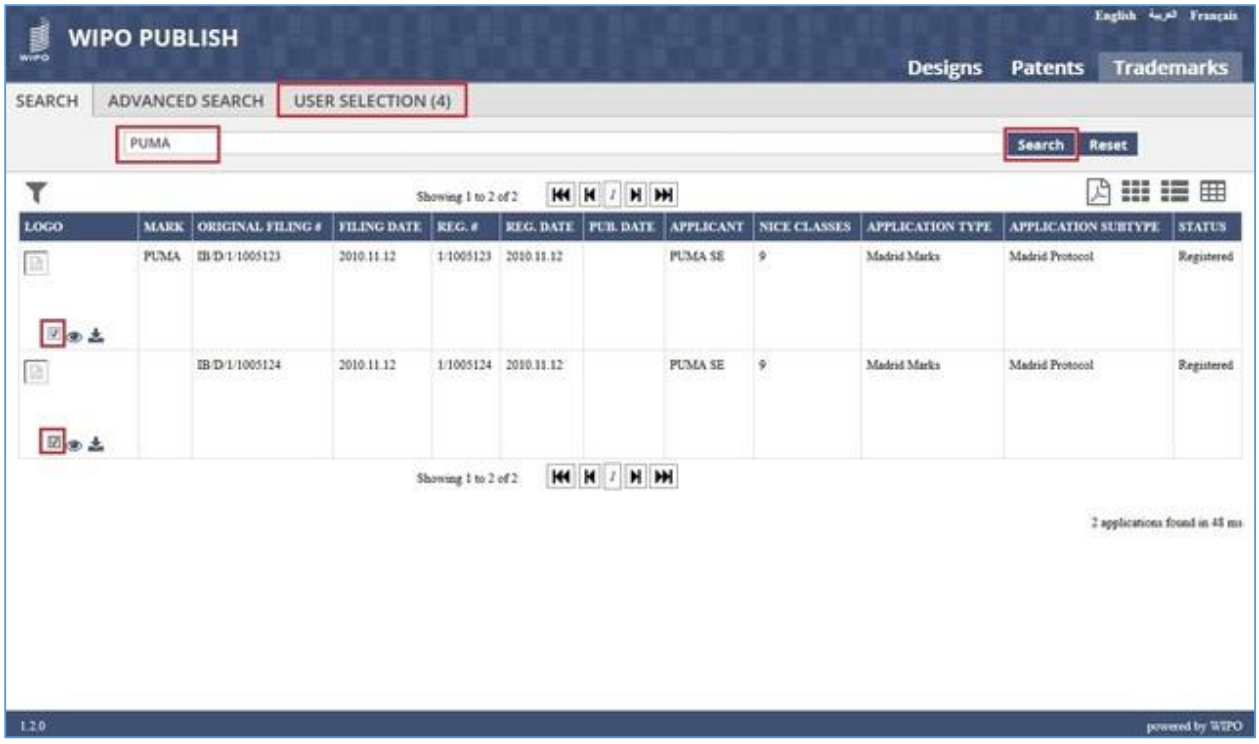

C. In the above screen, the search is performed for the Keyword “PUMA”. Two of the applications from the search result are added to the User Selection List

D. Click on **User Selection** tab. The applications added to it are displayed as shown in the screen below. The Header of the tab also displays the no. of applications added to it (4 in this case)

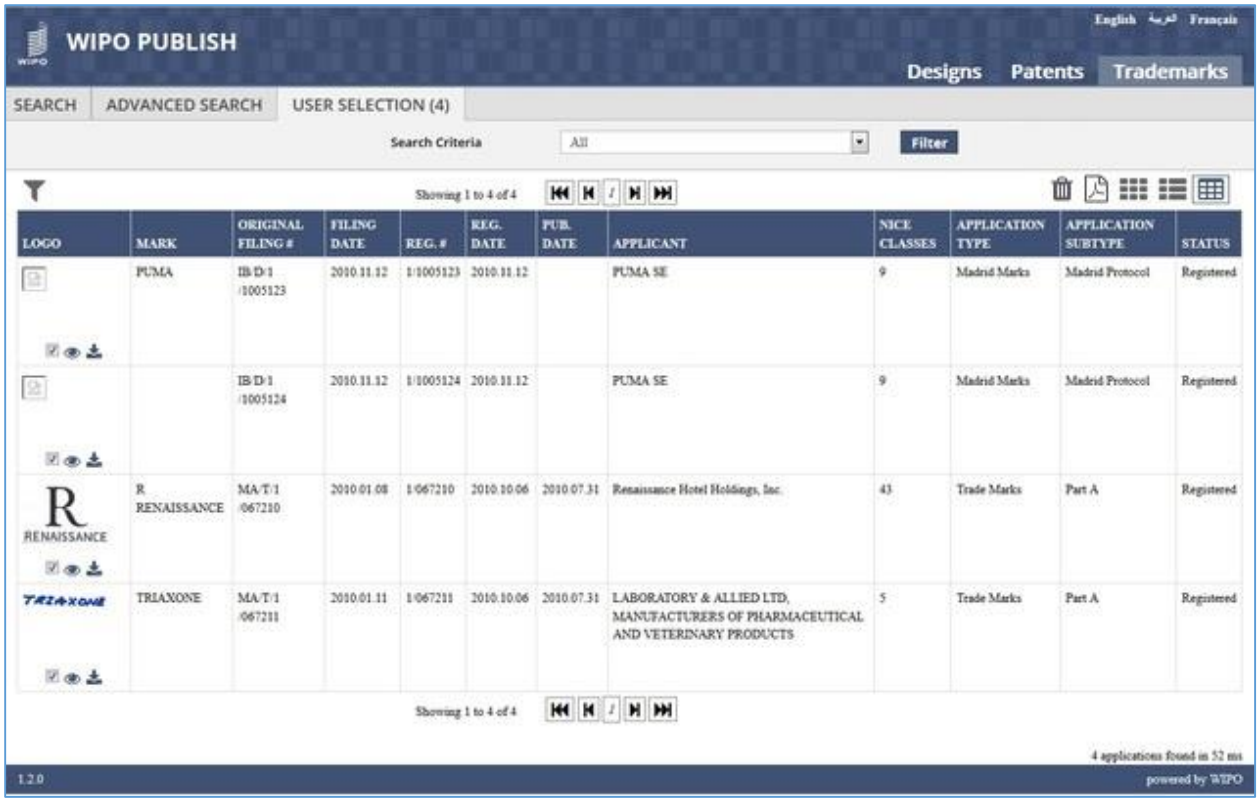

E. Click on **Search Criteria** dropdown list. It displays the search criteria which was selected while adding the applications to the User Selection List.

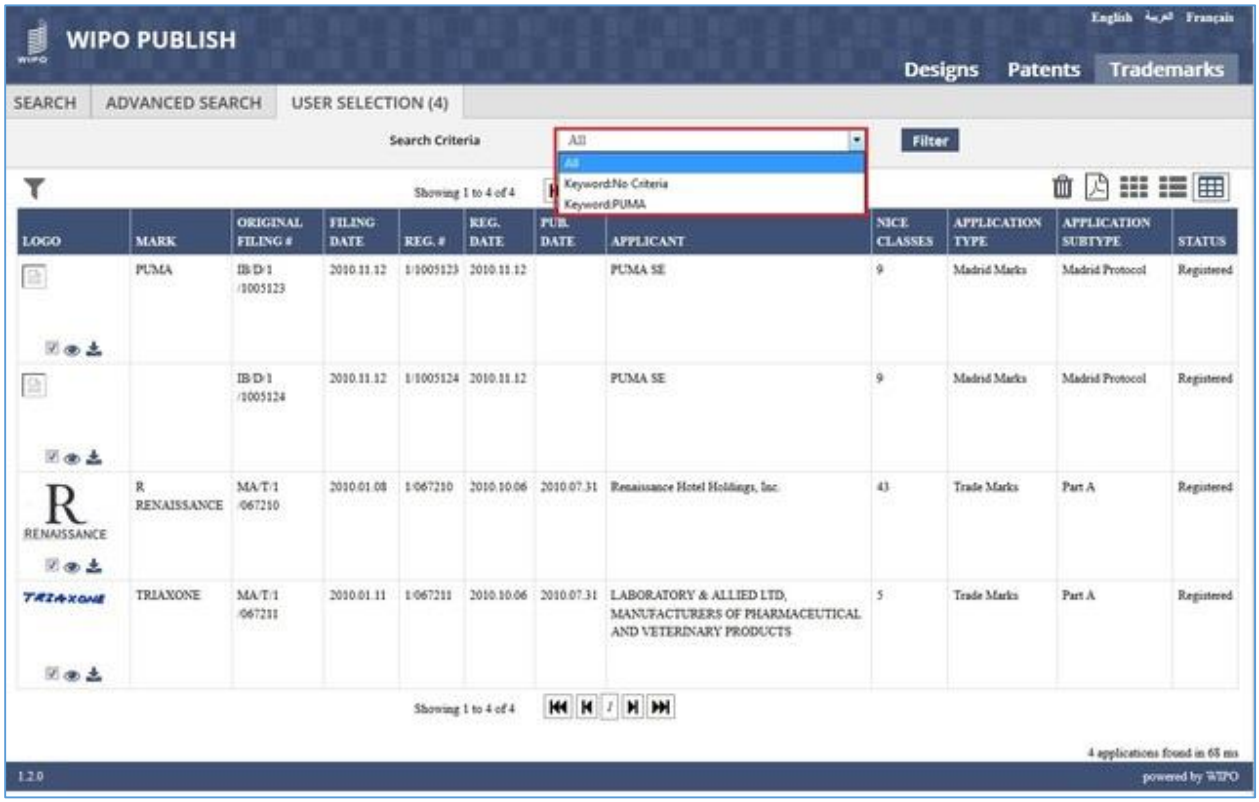

F. Select a specific search criteria and click on **Filter** button. The applications added to the User Selection List for the given search criteria are displayed as shown in the screen below:

G. Click on **Clear selection** icon.

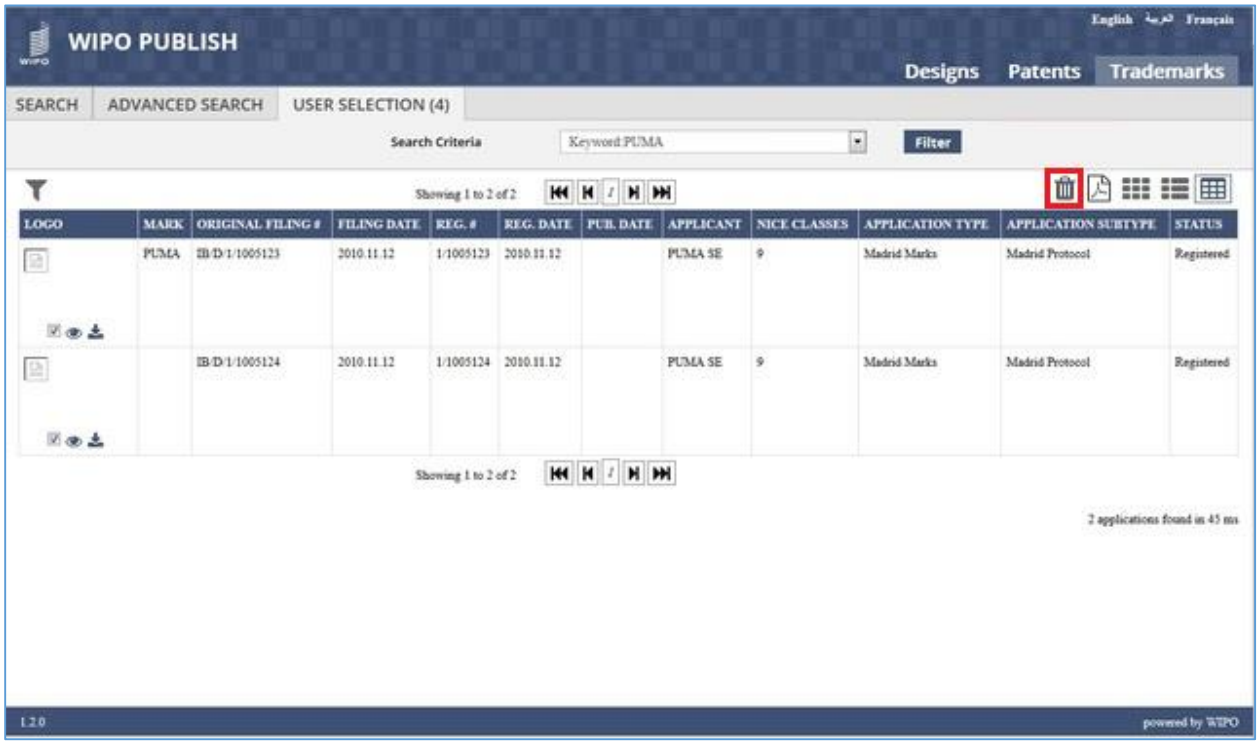

H. All applications are removed (cleared) from the User Selection List

WIPO PUBLISH
English
Français
Designs
Patents
Trademarks
SEARCH
ADVANCED SEARCH
USER SELECTION (0)
Search Criteria
Filter
Showing 0 to 0 of 0
LOGO
MARK
ORIGINAL FILING #
FILING DATE
REG. #
REG. DATE
PUB. DATE
APPLICANT
NICE CLASSES
APPLICATION TYPE
APPLICATION SUBTYPE
STATUS
Showing 0 to 0 of 0
0 applications found in 46 ms
1.2.0
powered by WIPO

5.9 JOURNAL SEARCH

This feature allows the user to search and view important changes to application files such as Publication Events and Journals. The contents of the Journal are made searchable by:

a) Indexing available published journals in a new journal module, allowing the IP Office to access the paper-based journals in PDF format
b) Indexing journal entries and viewing it
c) Introducing a customizable table view to show file details of a given journal type.

A. Click on **Journal Search** tab as highlighted in the screen below:

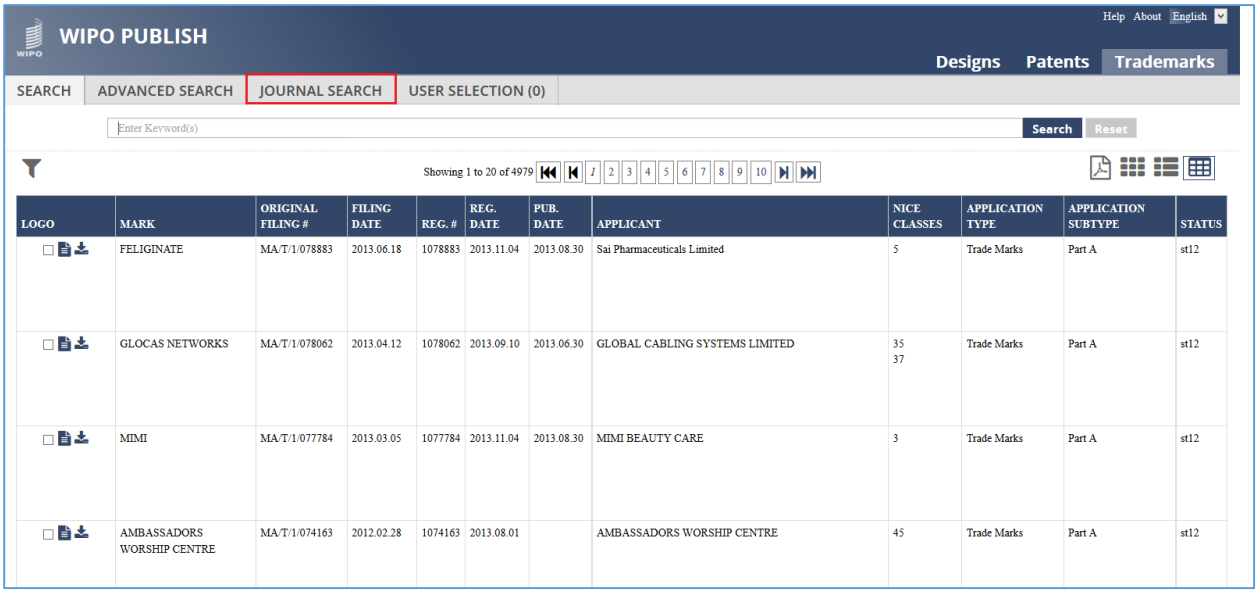

LOGO	MARK	ORIGINAL FILING #	FILING DATE	REG. #	REG. DATE	PUB. DATE	APPLICANT	NICE CLASSES	APPLICATION TYPE	APPLICATION SUBTYPE	STATUS
	FELIGINATE	MA/T/1/078883	2013.06.18	1078883	2013.11.04	2013.08.30	Sai Pharmaceuticals Limited	5	Trade Marks	Part A	st12
	GLOCAS NETWORKS	MA/T/1/078062	2013.04.12	1078062	2013.09.10	2013.06.30	GLOBAL CABLING SYSTEMS LIMITED	35 37	Trade Marks	Part A	st12
	MIMI	MA/T/1/077784	2013.03.05	1077784	2013.11.04	2013.08.30	MIMI BEAUTY CARE	3	Trade Marks	Part A	st12
	AMBASSADORS WORSHIP CENTRE	MA/T/1/074163	2012.02.28	1074163	2013.08.01		AMBASSADORS WORSHIP CENTRE	45	Trade Marks	Part A	st12

B. The Journal Search screen is displayed listing the documents present in the system. The following details are shown:

1) Action
2) Original Filing Number
3) Journal Date
4) Journal Description
5) Category

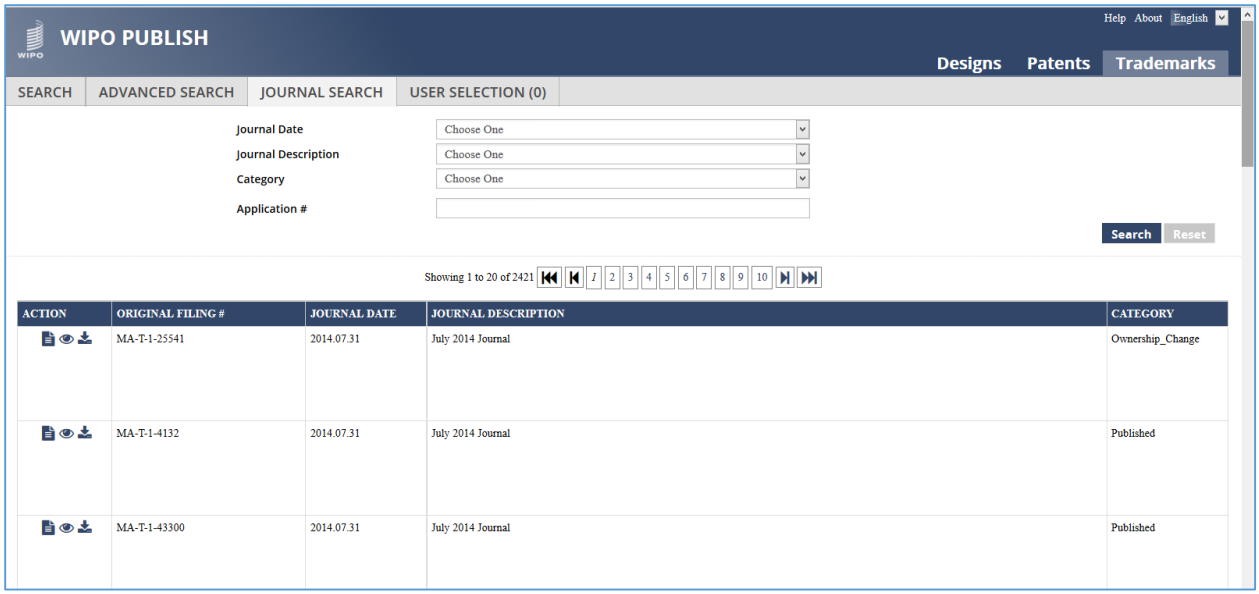

C. Specify the Search Criteria and click on **Search** button as highlighted in the screen below:

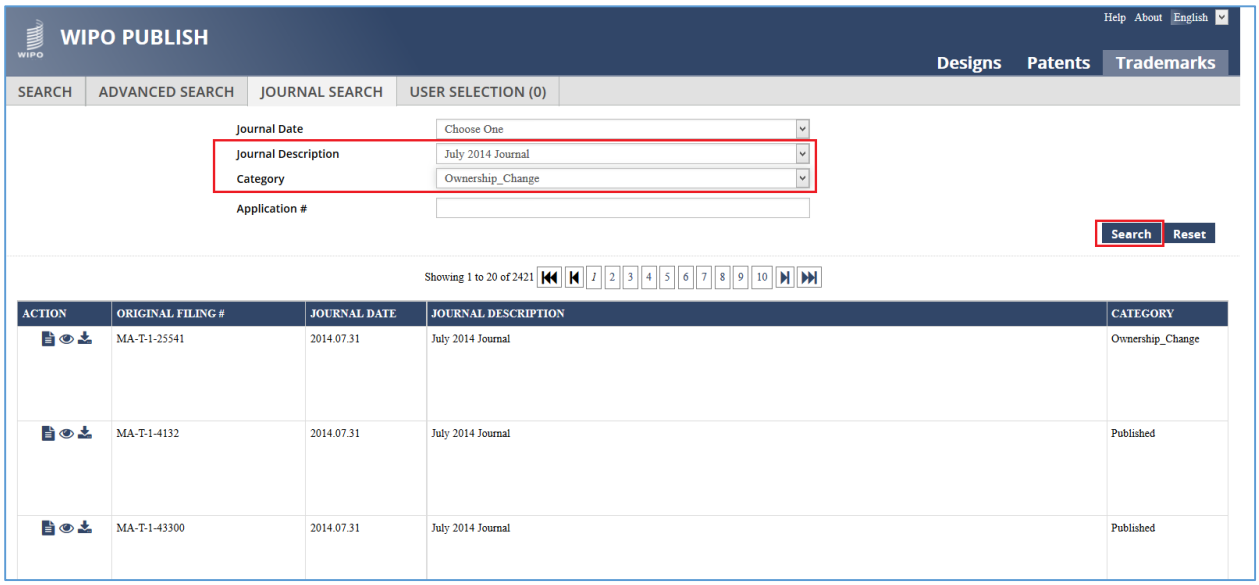

D. The applications fulfilling the search criteria are displayed as shown in the screen below:

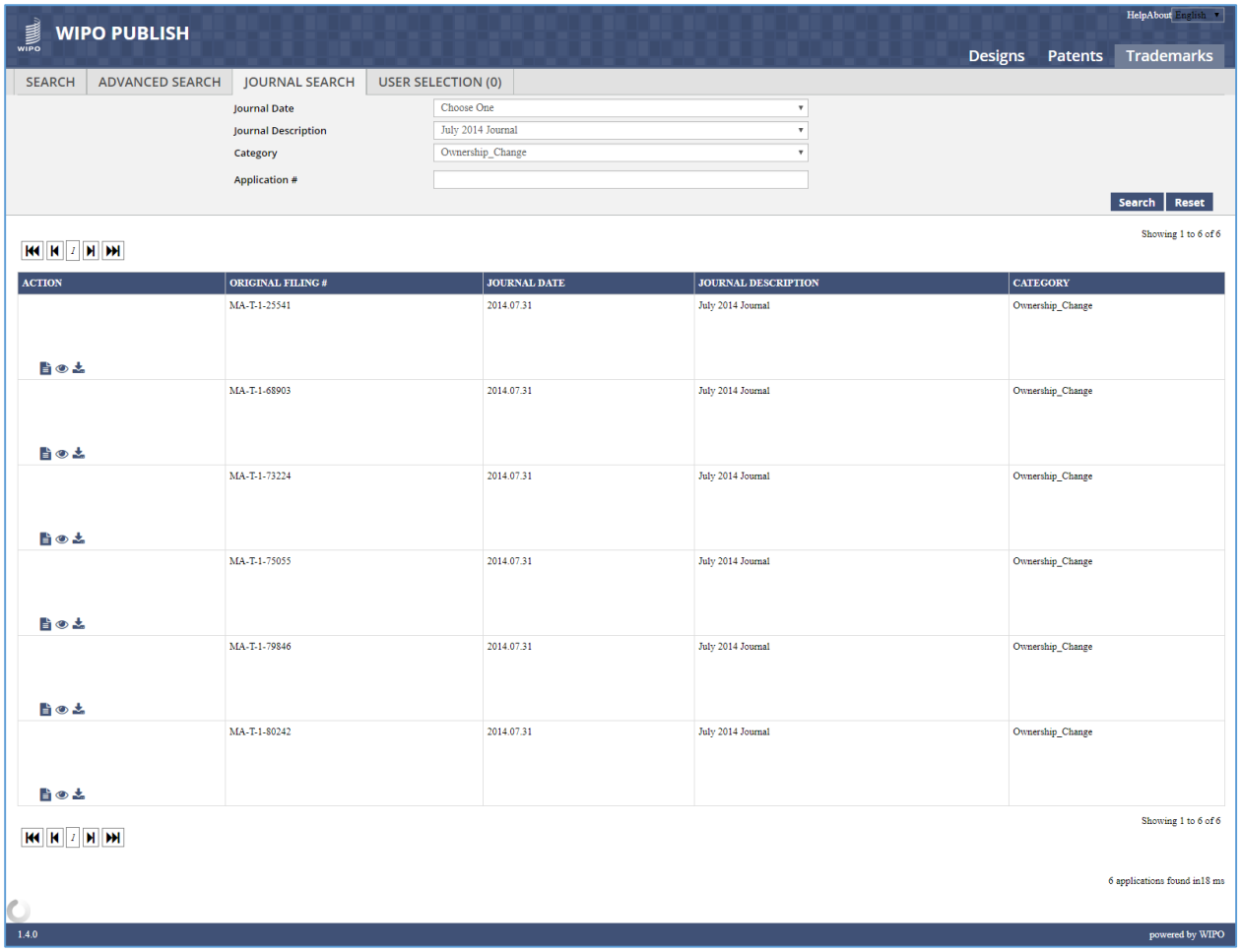
WIPO PUBLISH
Help About English
Designs Patents Trademarks
SEARCH ADVANCED SEARCH JOURNAL SEARCH USER SELECTION (0)
Journal Date
Choose One
Journal Description
July 2014 Journal
Category
Ownership_Change
Application #
Search Reset
Showing 1 to 6 of 6
ACTION ORIGINAL FILING # JOURNAL DATE JOURNAL DESCRIPTION CATEGORY
MA-T-1-25541 2014.07.31 July 2014 Journal Ownership_Change
MA-T-1-68903 2014.07.31 July 2014 Journal Ownership_Change
MA-T-1-73224 2014.07.31 July 2014 Journal Ownership_Change
MA-T-1-75055 2014.07.31 July 2014 Journal Ownership_Change
MA-T-1-79846 2014.07.31 July 2014 Journal Ownership_Change
MA-T-1-80242 2014.07.31 July 2014 Journal Ownership_Change
Showing 1 to 6 of 6
6 applications found in18 ms
1.4.0
powered by WIPO

6. PATENTS SEARCH SCREEN

Click on the URL for Patents search screen. The following screen is displayed:

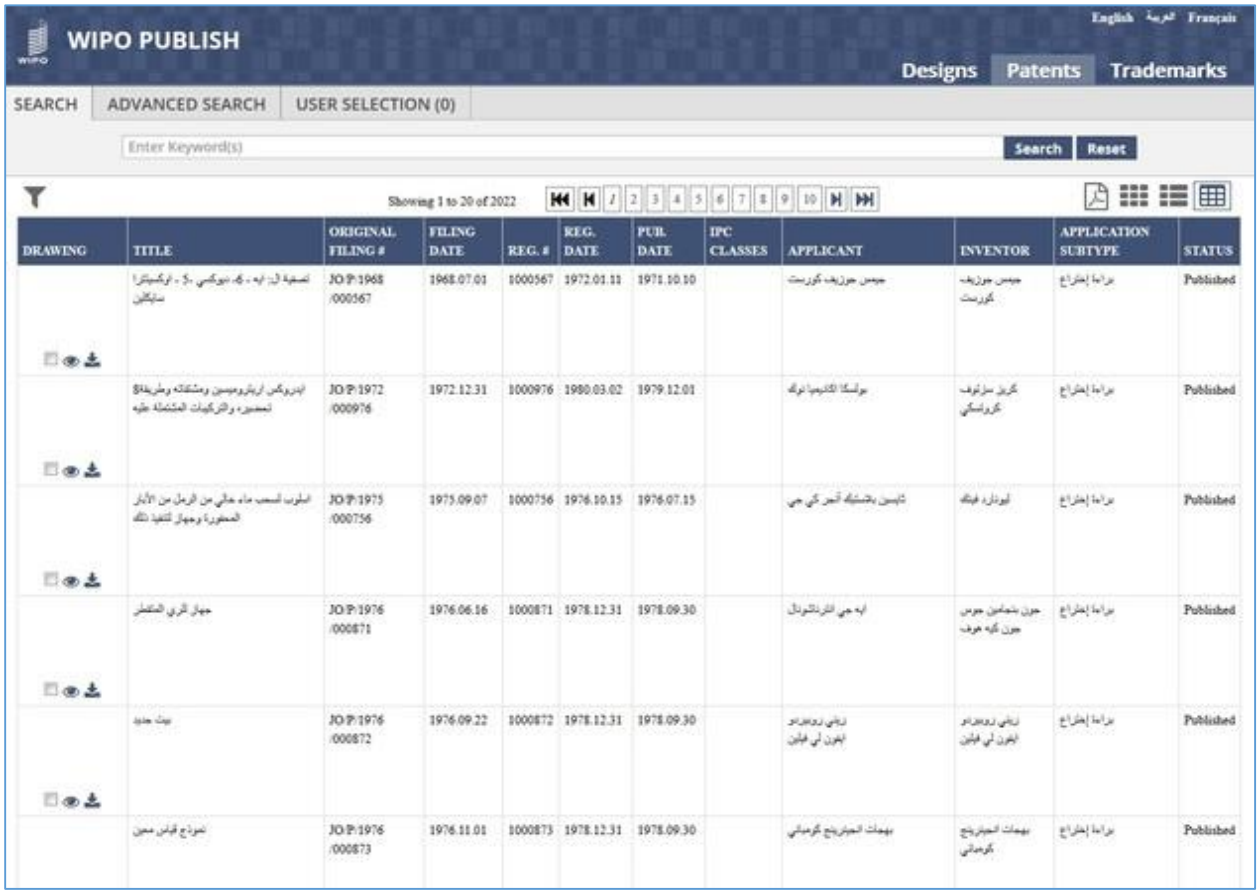

The different operations that can be performed on this screen are described in detail in the following sections:

6.1 LANGUAGE SWITCHING

This feature allows to switch between multiple languages. There is no restriction on the number of languages that will be displayed. Also selection of these languages is configurable.

In the given example, there are two languages: *Arabic* (local language of the IP Office) and *English*. The steps to accomplish this feature are described below:

A. Click on **English** link (top left corner) as highlighted in the screen below:

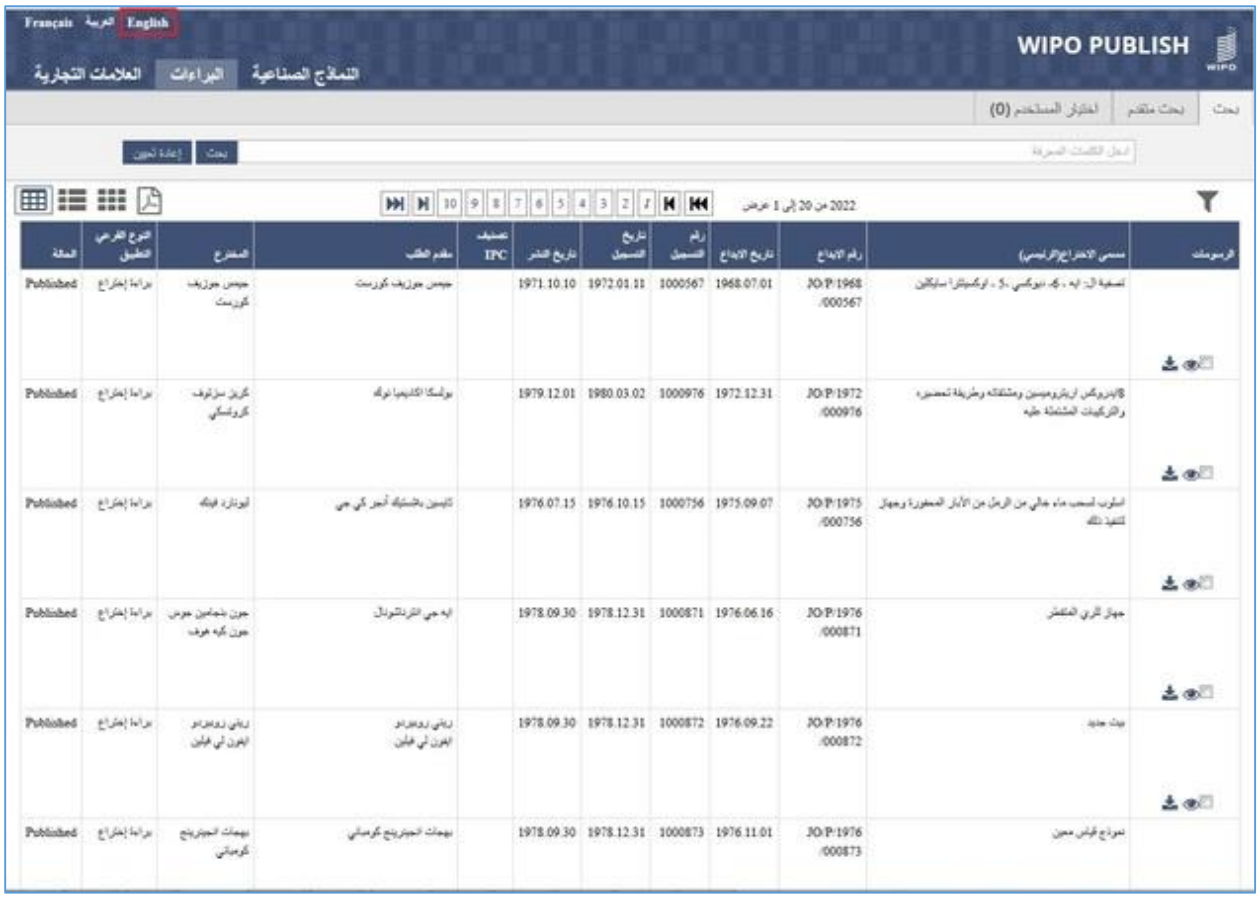

B. The Patents search screen is displayed in English language as shown in the screen below:

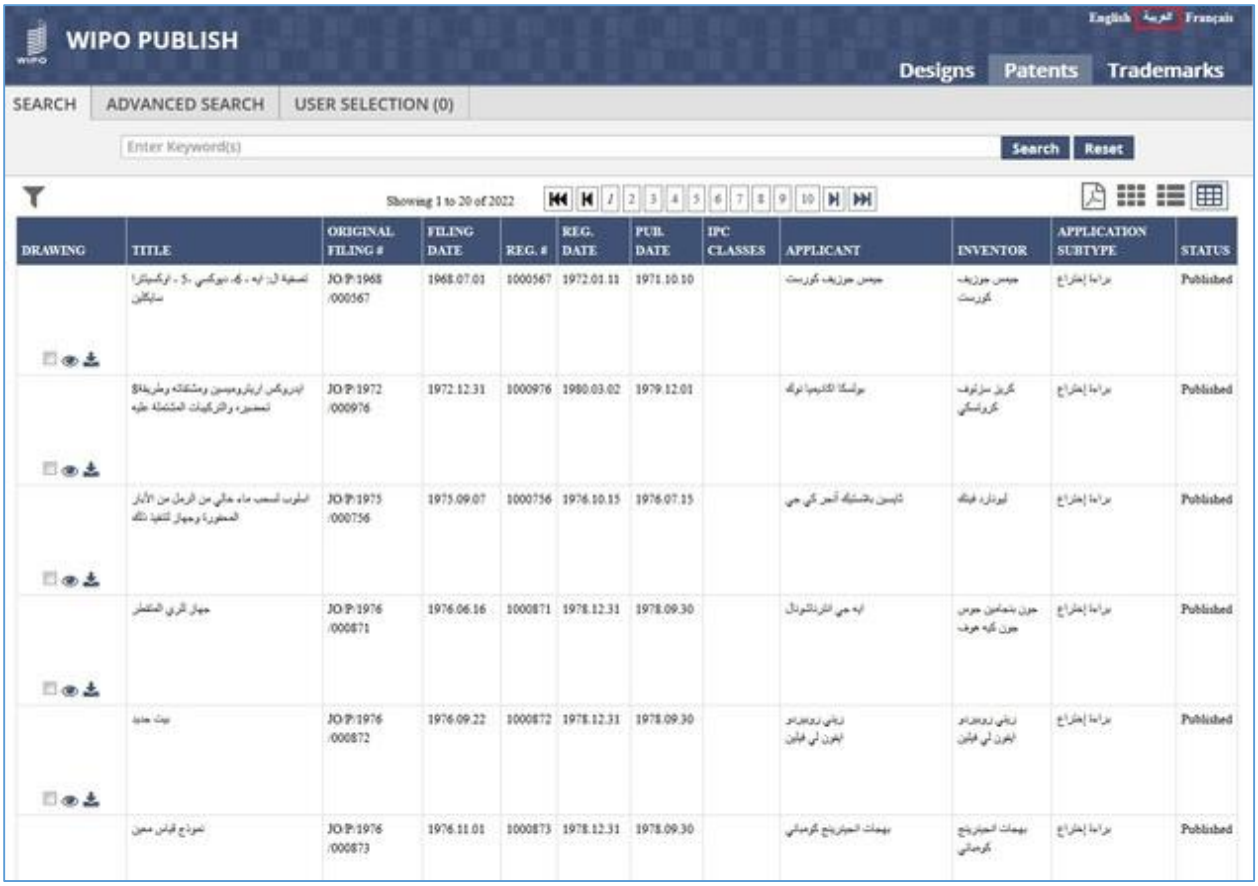

C. Click on العربية link (top right corner) as highlighted in the screen above. The Patents search screen is displayed in Arabic language as shown in the screen below:

Note: The content on the screen is rendered from right to left for Arabic language.

6.2 FULL-TEXT SEARCH

This feature allows to search the published Patents data based on a keyword. This search is **full-text** search which signifies that the specified keyword is searched across the entire bibliographic data of Patents and not just the name of the Patent. However, this search does not allow searching the data based on the different Date type fields (E.g. Filing Date, Publication Date, Registration Date, etc.)

The steps to accomplish this feature are described below:

A. Specify the keyword to be searched in the search text box and click on “Search” button

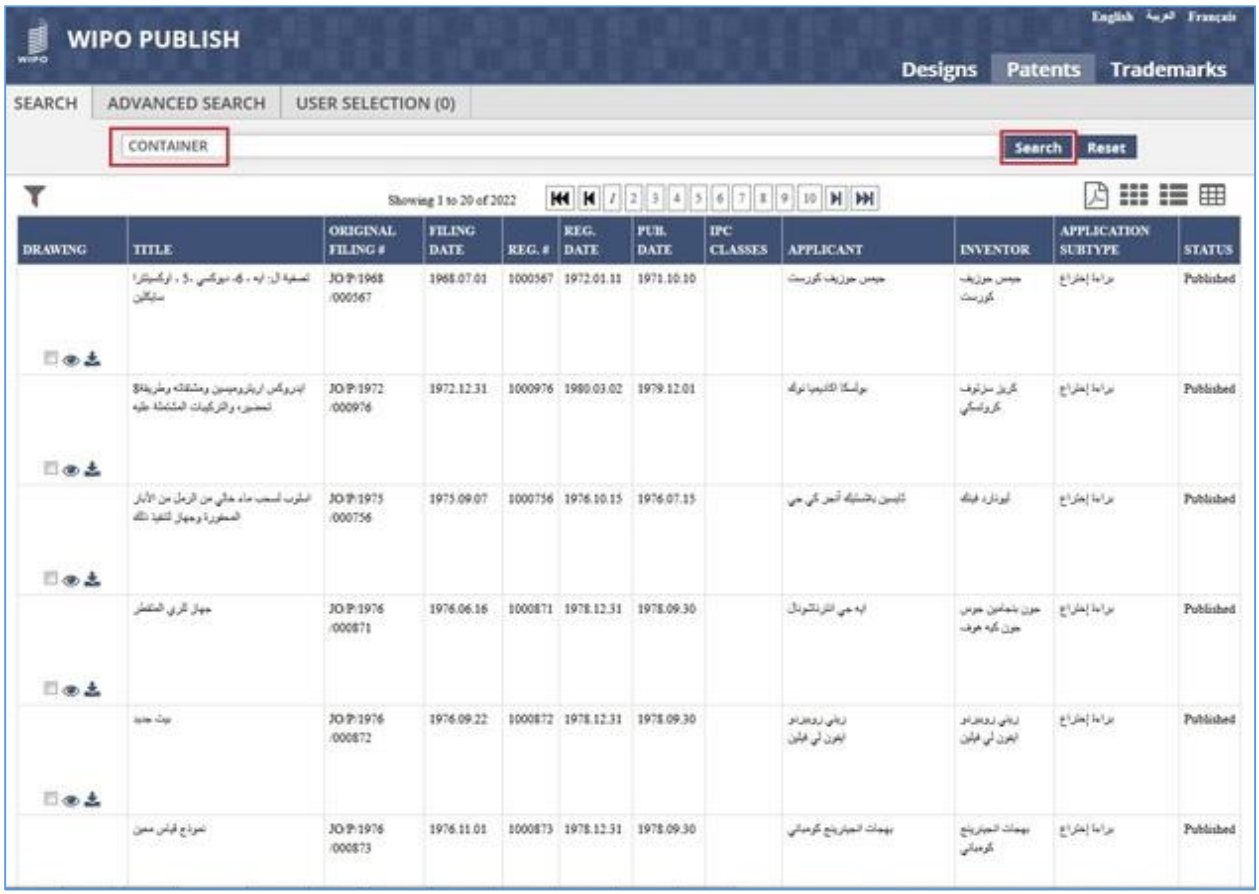

B. The Patents containing the keyword are displayed as shown in the screen below. The search results are spread across multiple pages for better viewing and navigation

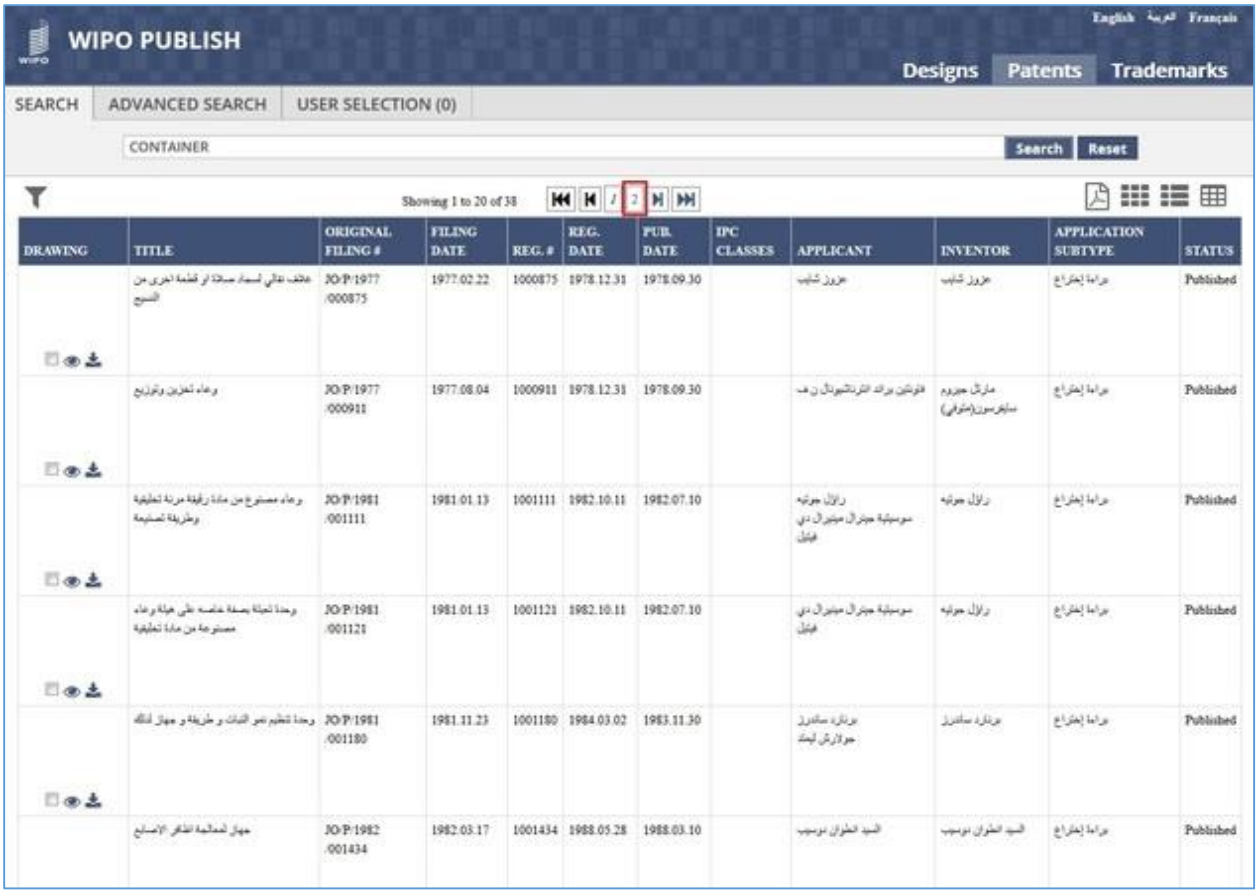

DRAWING	TITLE	ORIGINAL FILING #	FILING DATE	REG. #	REG. DATE	PUB. DATE	IPC CLASSES	APPLICANT	INVENTOR	APPLICATION SUBTYPE	STATUS
	عاقب تعالي لسماد صافلة او قطعة اخرى من النسيج	JO/P/1977 /000875	1977.02.22	1000875	1978.12.31	1978.09.30		جروز شايب	جروز شايب	براءة إختراع	Published
	وعاء لتخزين وتوزيع	JO/P/1977 /000911	1977.08.04	1000911	1978.12.31	1978.09.30		فولكين براند انترناشيونال ن هـ	مارتل جيروم سايفرسون(متوفي)	براءة إختراع	Published
	وعاء مصنوع من مادة رقيقة مرنة تحليلية وطريقة لصنيعة	JO/P/1981 /001111	1981.01.13	1001111	1982.10.11	1982.07.10		رالاؤ جوزيه موسيلية جيترال جيتيرال دي فيتيل	رالاؤ جوزيه	براءة إختراع	Published
	وحدة لجلة بصفة خاصة على هيلة وعاء مصنوعة من مادة تحليلية	JO/P/1981 /001121	1981.01.13	1001121	1982.10.11	1982.07.10		موسيلية جيترال جيتيرال دي فيتيل	رالاؤ جوزيه	براءة إختراع	Published
	وحدة لتخليم ثمر النبات و طريقة و جهاز لذلك	JO/P/1981 /001180	1981.11.23	1001180	1984.03.02	1983.11.30		برنارد ساندرز جولاركن ليمك	برنارد ساندرز	براءة إختراع	Published
	جهاز لمعالجة الشعر الاصناع	JO/P/1982 /001434	1982.03.17	1001434	1988.05.28	1988.03.10		السيد انطوان دوسيب	السيد انطوان دوسيب	براءة إختراع	Published

C. Click on ***Page Number*** link as highlighted in the screen above to view the next set of search results

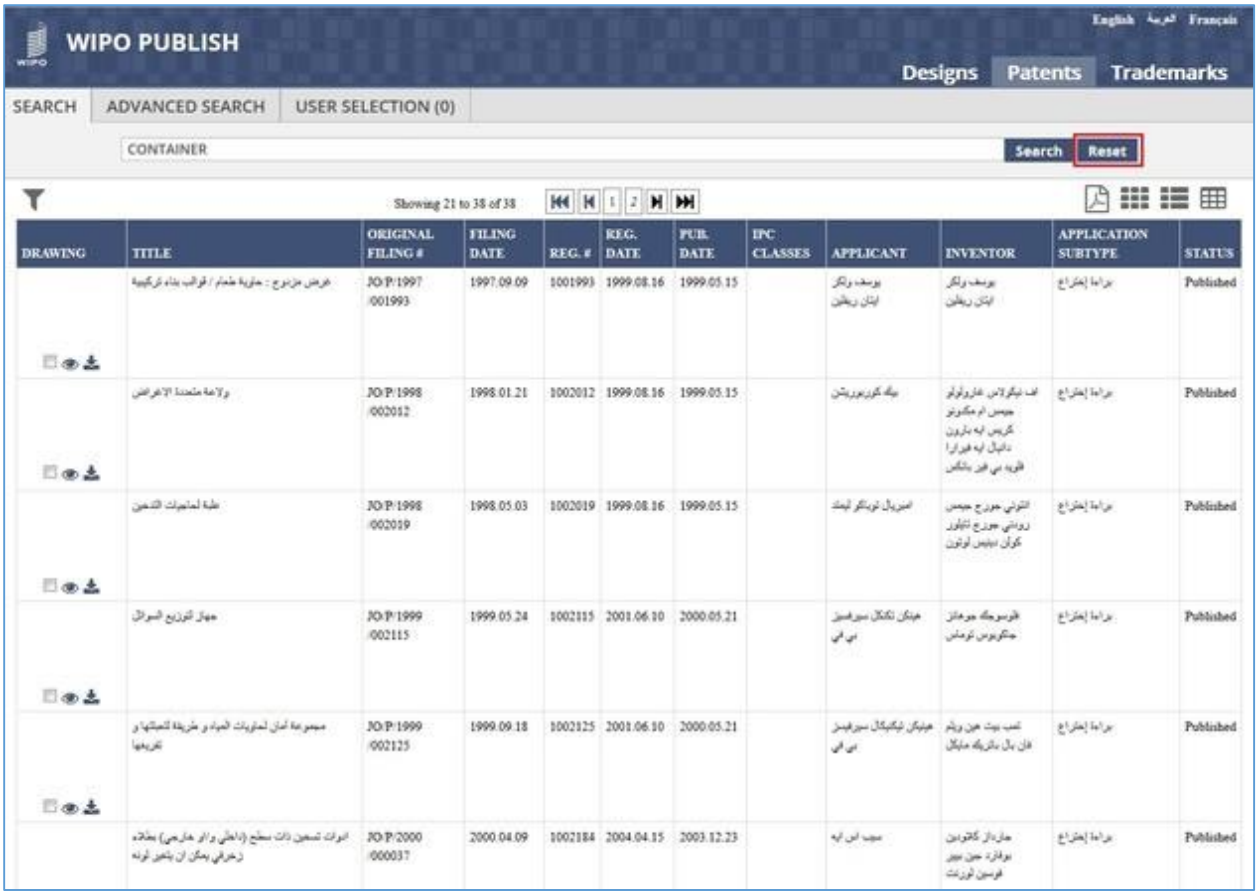

DRAWING	TITLE	ORIGINAL FILING #	FILING DATE	REG. #	REG. DATE	PUB. DATE	IPC CLASSES	APPLICANT	INVENTOR	APPLICATION SUBTYPE	STATUS
	غرض مزدوج : حاوية طعام / قوالب بناء تركيبية	JO/P/1997/001993	1997.09.09	1001993	1999.08.16	1999.05.15		يوسف وانكر ايتان ريفلين	يوسف وانكر ايتان ريفلين	براءة إختراع	Published
	ولاعة متعددة الاغراض	JO/P/1998/002012	1998.01.21	1002012	1999.08.16	1999.05.15		بيك كوربوريشن	اف نيكولاس غاروتوتو جيمس ام مكدونو كريس ايه بارون دانيال ايه فيرارا فلويد بي فير باتكس	براءة إختراع	Published
	علبة لمنتجات التدخين	JO/P/1998/002019	1998.05.03	1002019	1999.08.16	1999.05.15		امريكال توباكو ليمتد	التوني جورج جيمس رودادي جورج ثيلور كولن دينيس لوتون	براءة إختراع	Published
	جهاز لتوزيع السوائل	JO/P/1999/002115	1999.05.24	1002115	2001.06.10	2000.05.21		هيلكن تكنكل سيرفيسز بي في	فلوسجكه هوهانز جنكويوس توماس	براءة إختراع	Published
	مجموعة أدوات لعمليات الحفر و طريقة لتعبئتها و تركيبها	JO/P/1999/002125	1999.09.18	1002125	2001.06.10	2000.05.21		هيلكن تيكنيكال سيرفيسز بي في	تشب بيت جين ويلم فان بال باتريك مايكل	براءة إختراع	Published
	ادوات تسخين ذات سطح (داخلي و/او خارجي) بغلاف زجاجي يمكن ان يتغير لونه	JO/P/2000/000037	2000.04.09	1002184	2004.04.15	2003.12.23		سيب اس ايه	مارتاز كاتوين بوفارد جين بيير فوسين لورنت	براءة إختراع	Published

D. Click on **Reset** button as highlighted in the screen above to clear the specified search criteria.

E. The search text box is reset to blank and the search results are cleared as shown in the screen above:

6.3 APPLYING FILTERS

This feature allows to curtail the search results by selecting one or multiple pre-defined filter options thereby improving the search functionality. The steps to accomplish this feature are described below:

A. Click on the *Funnel* icon as highlighted in the screen below to open the filter pane

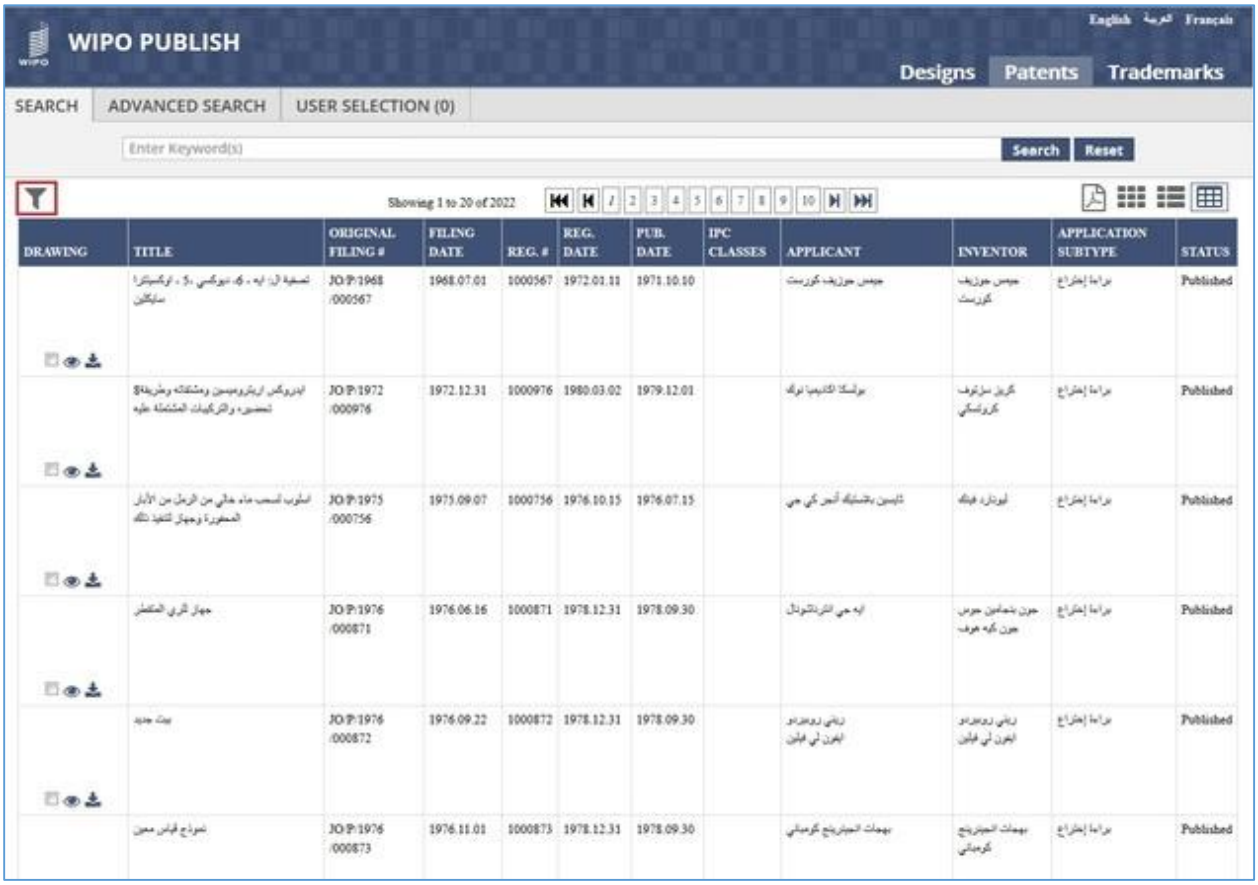

B. The filter pane contains various parameters with pre-specified values. Select the checkbox against the appropriate filter options. The selected filters are applied instantly and the search results are narrowed down as highlighted in the screen below (Search results narrowed down from **2022** to **66** on applying the filter of *Filing Date* of **2008**)

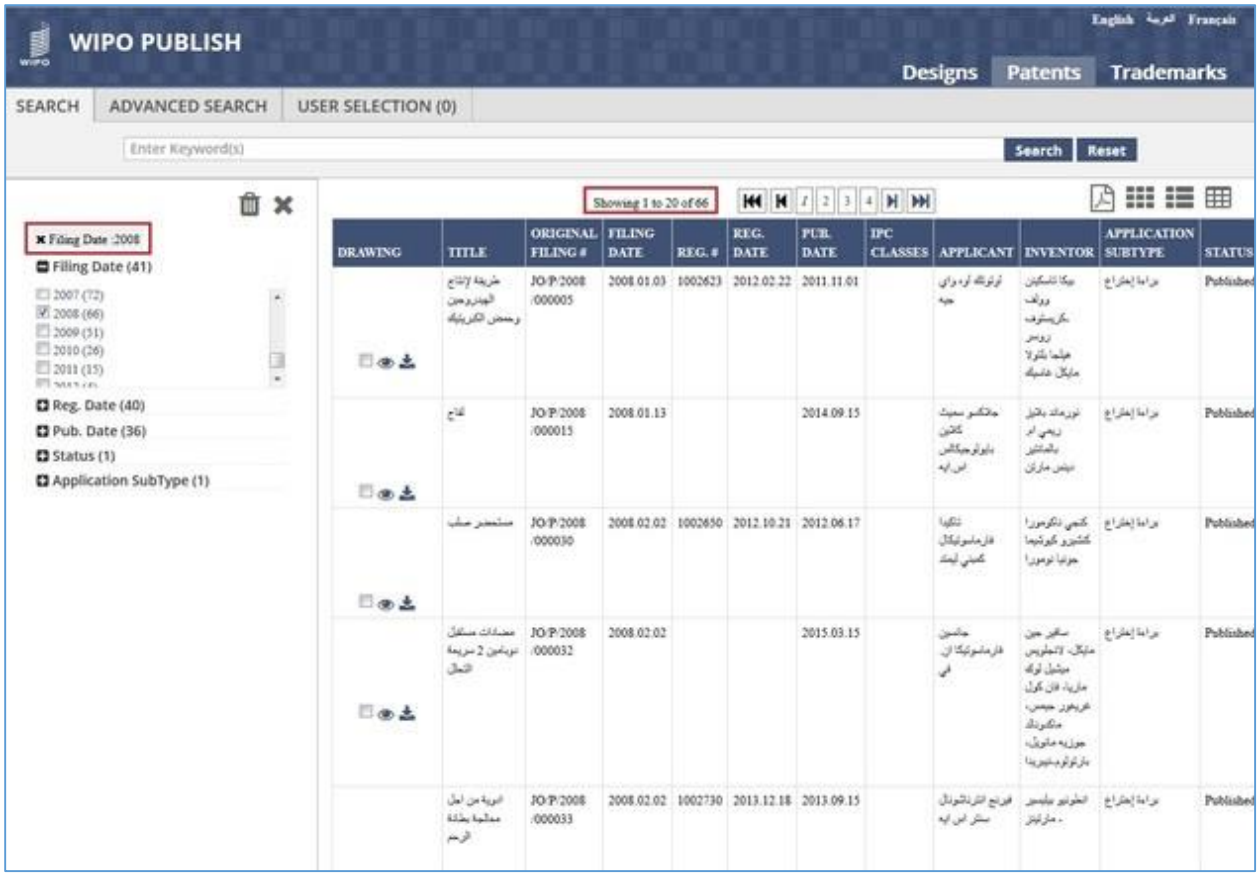

Note: The parameters which are displayed under the Filter pane are configurable

C. The applied filter is also displayed at the top of the Filter Pane as highlighted in the screen above

D. The user can remove the filter either by clicking the **"x"** icon against the filter label displayed at the top or by deselecting the corresponding checkbox as highlighted in the screen below:

E. Multiple filter options can be applied simultaneously to narrow down the search results considerably. This is evident in the screen below which displays a single search result after application of two filters as follows:

Sr.	Filter Name	Filter Value
1	Filing Date	2008
2	Publication Date	2009

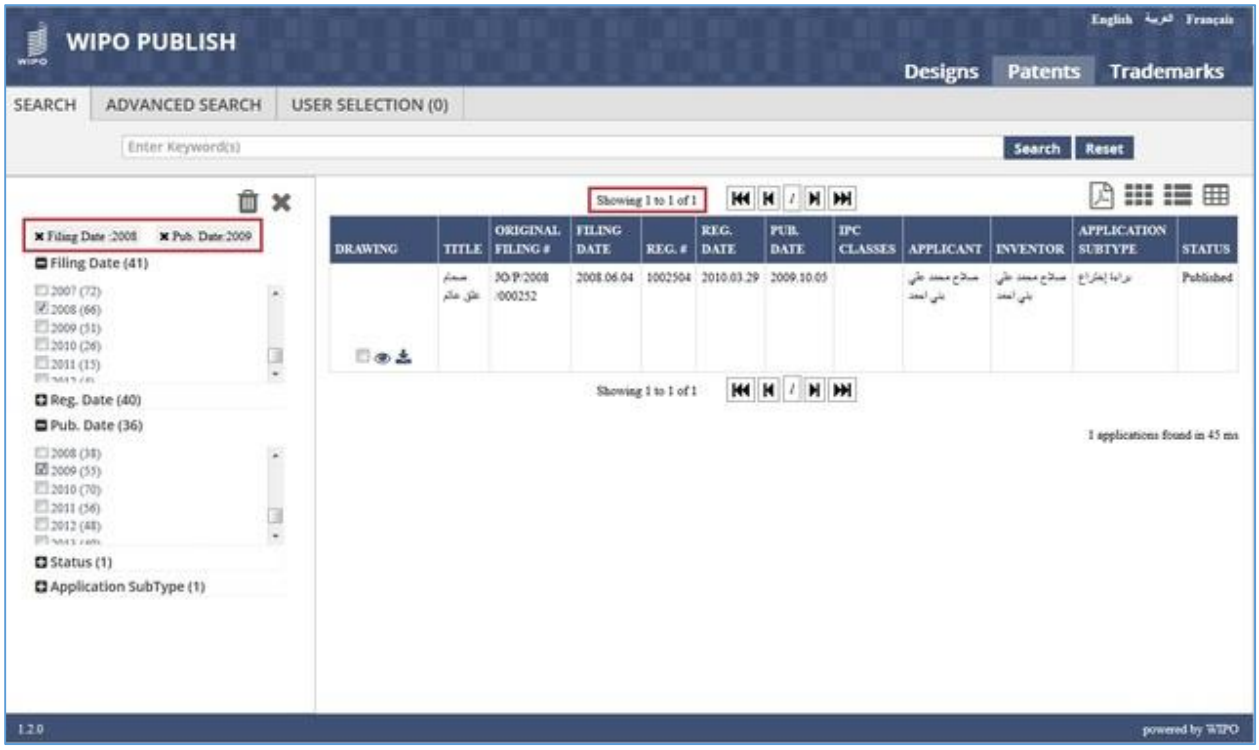

F. To clear all applied filters, click on the **bin** icon as highlighted in the screen below:

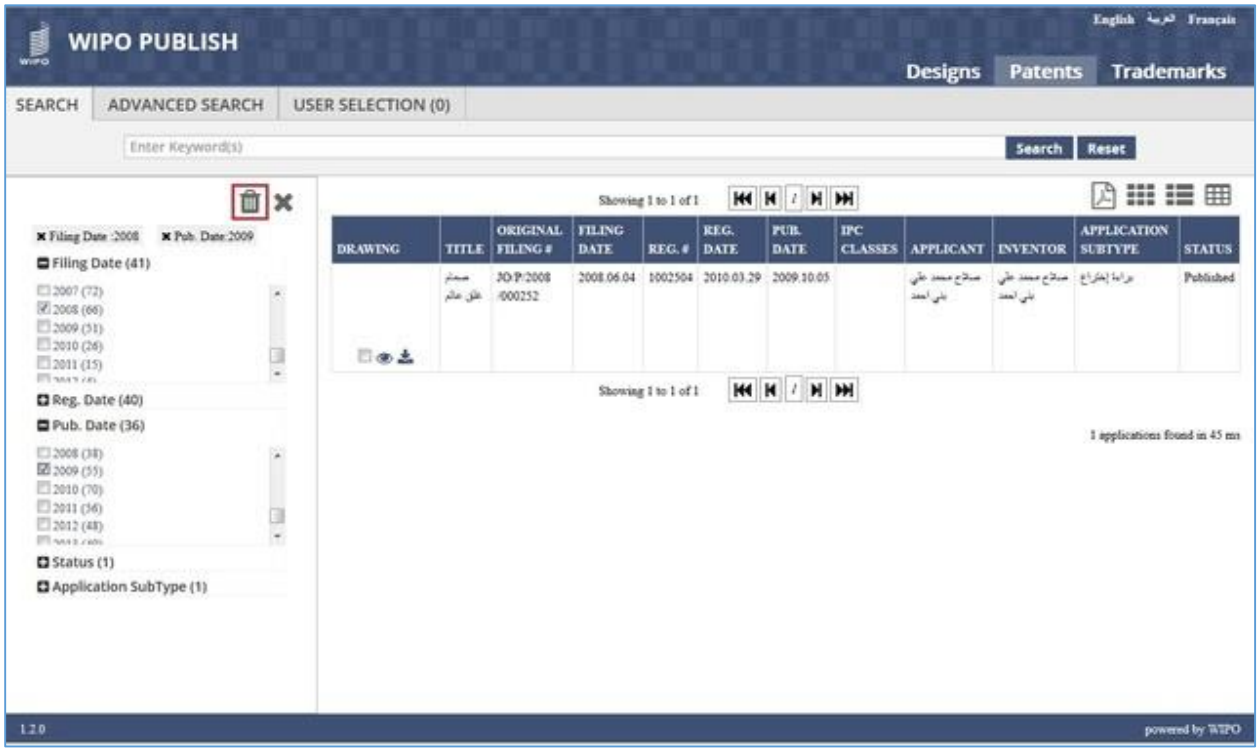

G. The filters are cleared as shown in the screen below:

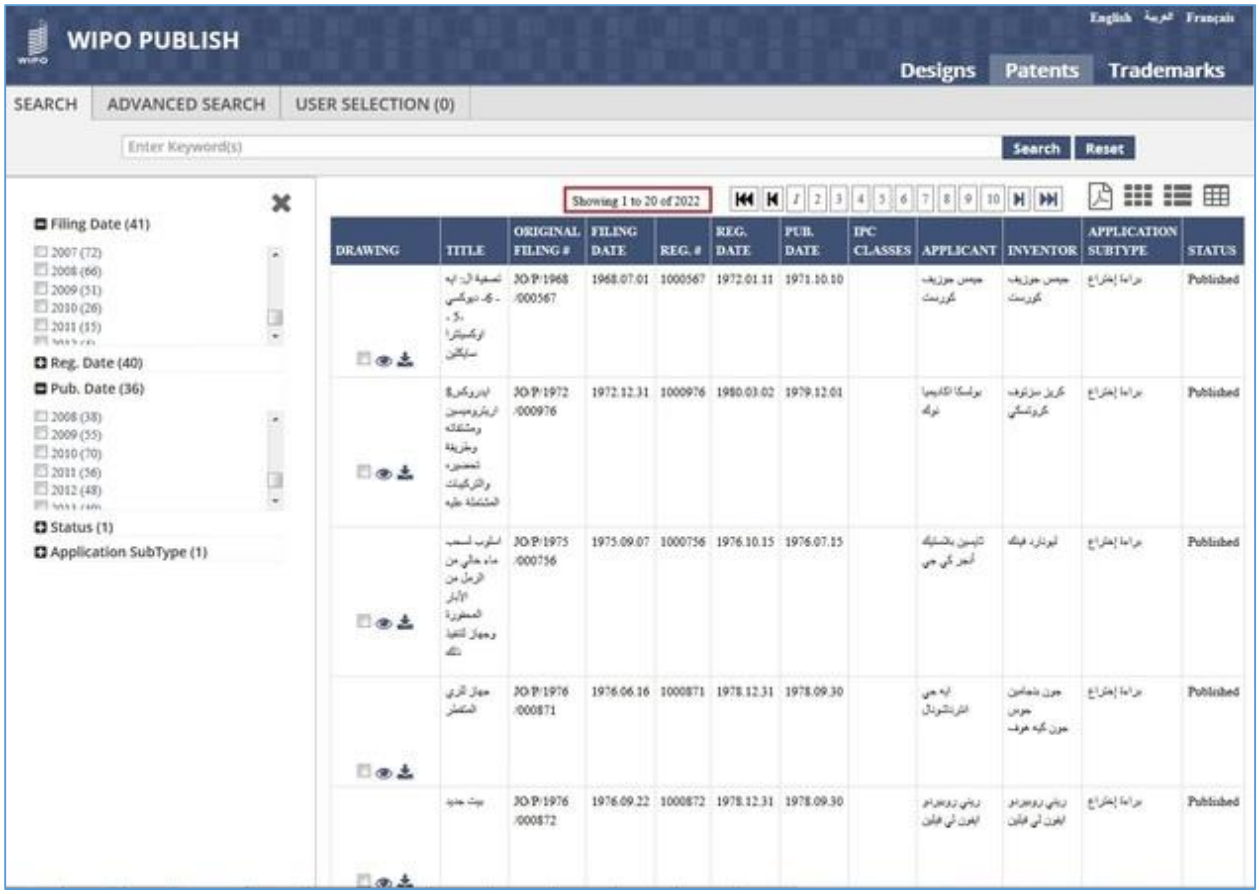
WIPO PUBLISH
English العربية Français
Designs Patents Trademarks
SEARCH ADVANCED SEARCH USER SELECTION (0)
Enter Keyword(s)
Search Reset
Filing Date (41)
2007 (72)
2008 (66)
2009 (51)
2010 (26)
2011 (15)
Reg. Date (40)
Pub. Date (36)
2008 (38)
2009 (55)
2010 (70)
2011 (56)
2012 (48)
Status (1)
Application SubType (1)
Showing 1 to 20 of 2022
DRAWING TITLE ORIGINAL FILING # FILING DATE REG. # REG. DATE PUB. DATE IPC CLASSES APPLICANT INVENTOR APPLICATION SUBTYPE STATUS
JO/P/1968/000567 1968.07.01 1000567 1972.01.11 1971.10.10 جيمس جوزيف كورست جيمس جوزيف كورست براءة إختراع Published
JO/P/1972/000976 1972.12.31 1000976 1980.03.02 1979.12.01 بولسكا اكاديميا نوك كريز سزتوف كروتسكي براءة إختراع Published
JO/P/1975/000756 1975.09.07 1000756 1976.10.15 1976.07.15 تايسين بلاستيك أنجر كي جي ليونارد فينك براءة إختراع Published
JO/P/1976/000871 1976.06.16 1000871 1978.12.31 1978.09.30 ايه جي انترناشونال جون بنجامين جوس جون كيه هوف براءة إختراع Published
JO/P/1976/000872 1976.09.22 1000872 1978.12.31 1978.09.30 ريني روبيردو ايفون لي فيلين ريني روبيردو ايفون لي فيلين براءة إختراع Published

6.4 VIEW SWITCHING

This feature allows to change the layout which displays the search results. The user can select from a set of pre-defined layouts / views. The steps to accomplish this feature are described below:

A. Click on the *Grid View* icon as highlighted in the screen below:

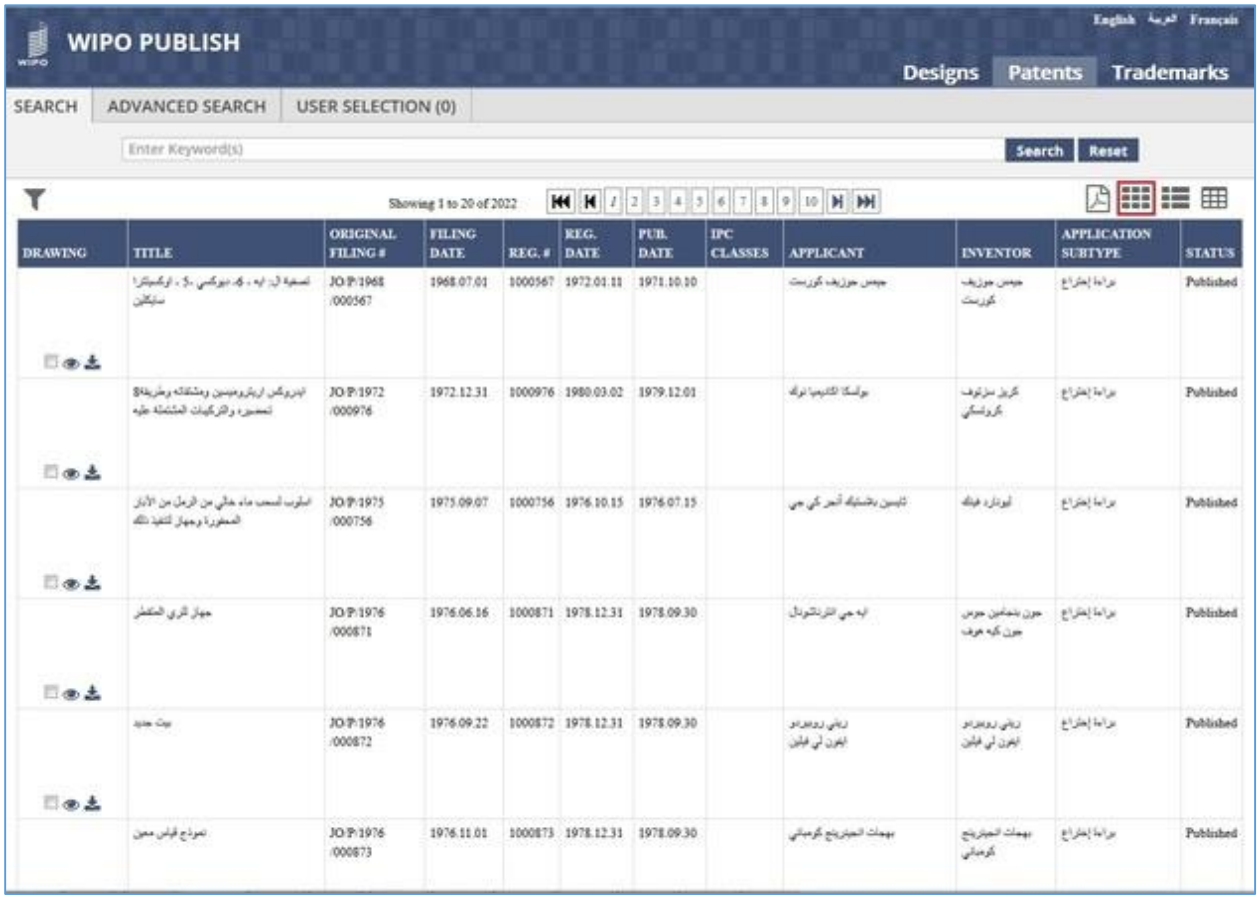

B. The search results are displayed as a Grid with each square containing details regarding an individual Patent application. The details include:
   1) Drawing (If the drawing doesn't exist, blank screen is displayed)
   2) Patent application number
   3) Checkbox to add the application to User Selection List
   4) Link to view Patent details
   5) Link to download Patent details

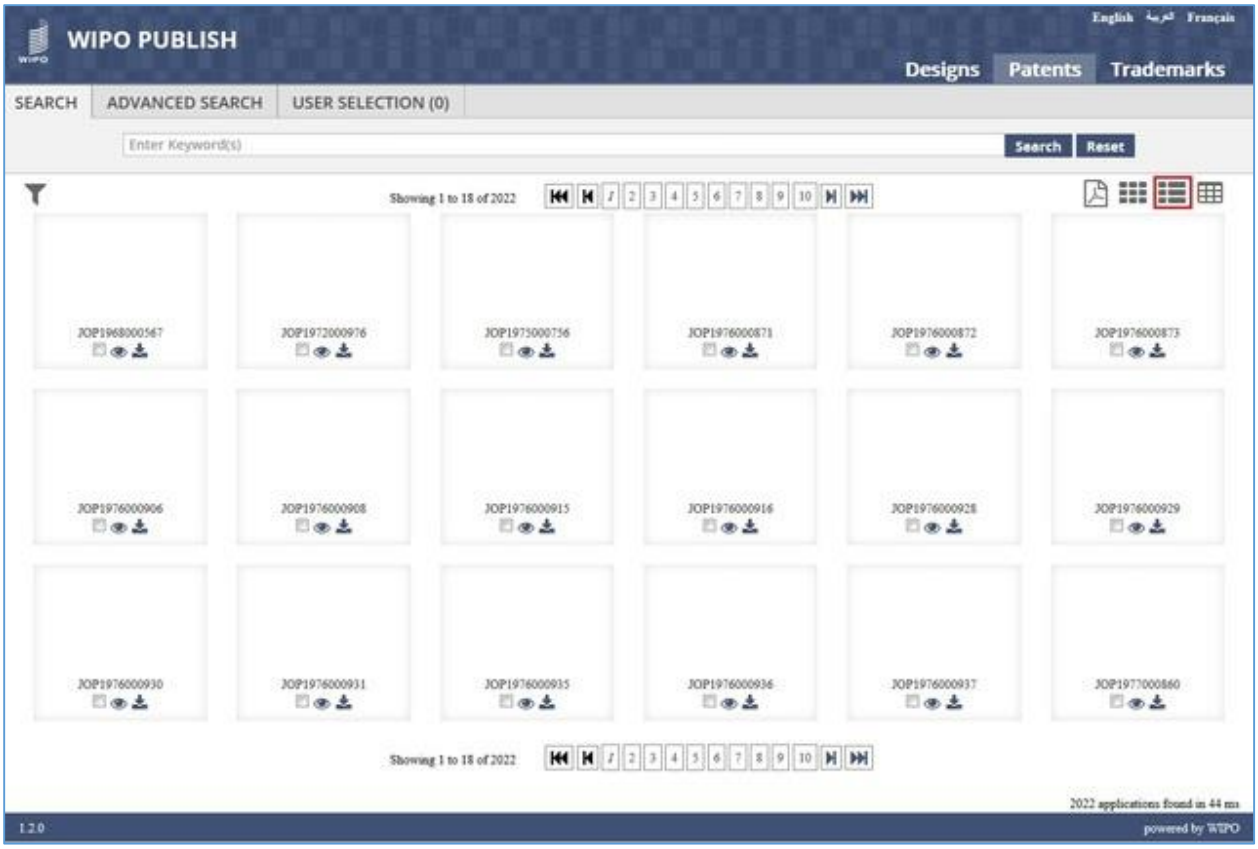

C. Click on *List View* icon as highlighted on the screen above. The search results are displayed as a List of Patent applications containing the following details:

1) Drawing (If the drawing doesn't exist, blank screen is displayed)
2) Checkbox to add the application to User Selection List
3) Link to view Patent details
4) Link to download Patent details
5) Status of Patent application
6) Patent Title in Local language
7) Patent Title in English
8) Patent application filing number
9) Patent application filing date
10) Patent application publication number
11) Patent application publication date
12) Patent Priority details
13) Patent application registration number
14) Patent application registration date
15) Applicant name in Local language
16) Applicant name in English
17) Inventor name in Local language

18) Inventor name in English

Note: The fields which are displayed under the List view are configurable

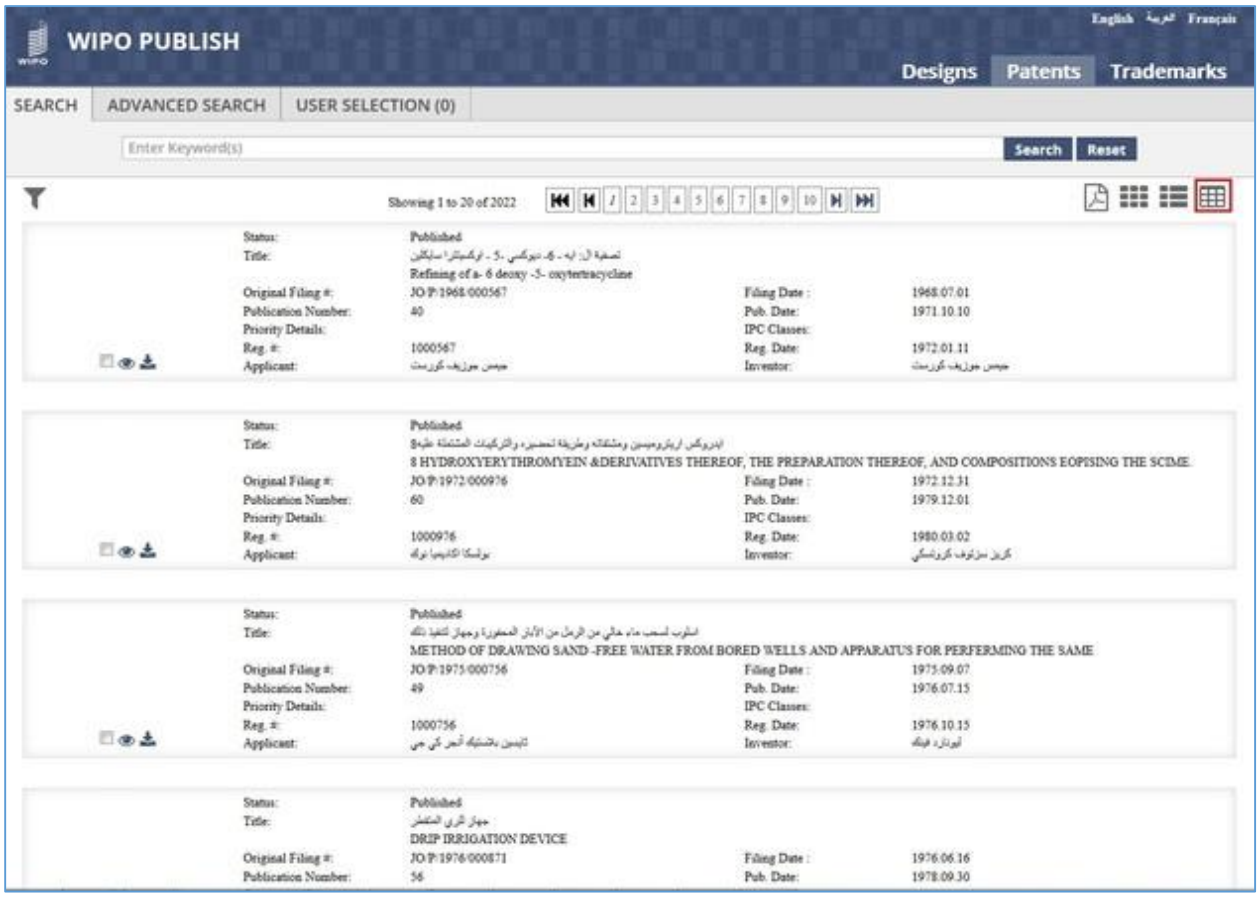

D. Click on *Table View* icon as highlighted on the screen above. The search results are displayed in a tabular format containing the following details:

1) Drawing (If the drawing doesn't exist, blank screen is displayed)
2) Checkbox to add the application to User Selection List
3) Link to view Patent details
4) Link to download Patent details
5) Patent Title in Local language
6) Patent Title in English
7) Patent application filing number
8) Patent application filing date
9) Patent application registration number
10) Patent application registration date
11) Patent application publication date
12) IPC Classes
13) Applicant name in Local language

14) Applicant name in English
15) Inventor name in Local language
16) Inventor name in English
17) Application Subtype
18) Status of Patent application

Note: The fields which are displayed under the Table view are configurable

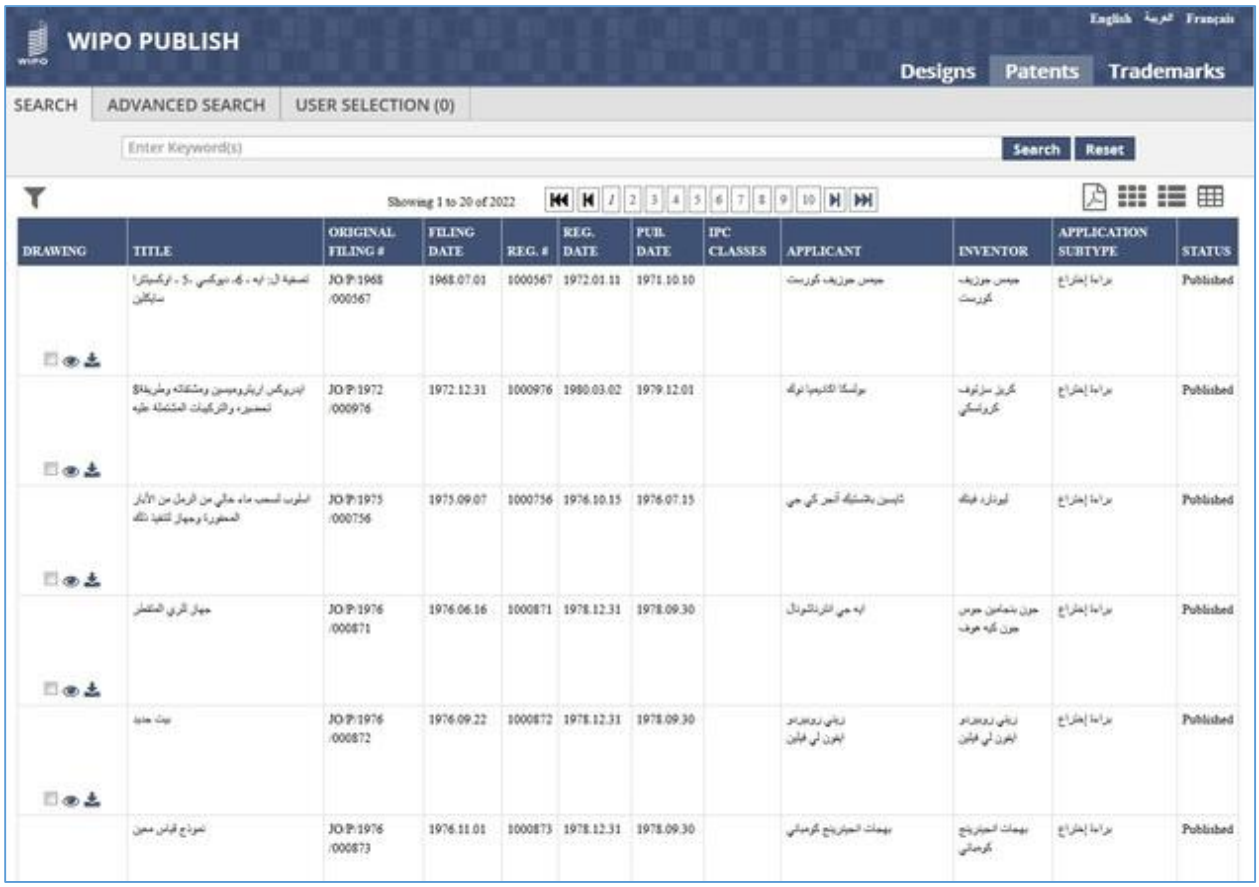

6.5 VIEW / DOWNLOAD DETAILS

This feature allows to view and download the detailed information regarding a specific Patent application. The steps to accomplish this feature are described below:

A. To view the detailed information regarding a Patent application, click either anywhere on the row, including the Drawing image (Table and List View) or on the Logo image (Grid View) or on the *Eye* icon (Any View) as highlighted in the screen below:

B. To view the detailed information regarding a Patent application, click on the *Eye* icon as highlighted in the screen below:

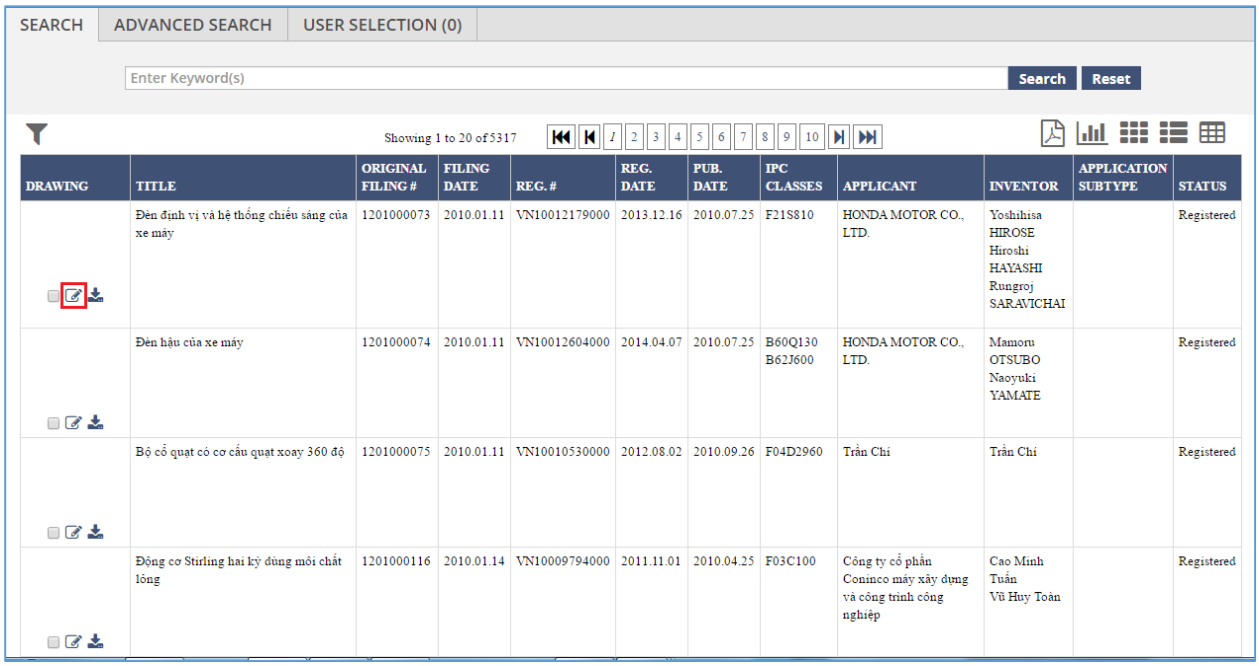

DRAWING	TITLE	ORIGINAL FILING #	FILING DATE	REG. #	REG. DATE	PUB. DATE	IPC CLASSES	APPLICANT	INVENTOR	APPLICATION SUBTYPE	STATUS
	Đèn định vị và hệ thống chiếu sáng của xe máy	1201000073	2010.01.11	VN10012179000	2013.12.16	2010.07.25	F21S810	HONDA MOTOR CO., LTD.	Yoshihisa HIROSE Hiroshi HAYASHI Rungroj SARAVICHAI		Registered
	Đèn hậu của xe máy	1201000074	2010.01.11	VN10012604000	2014.04.07	2010.07.25	B60Q130 B62J600	HONDA MOTOR CO., LTD.	Mamoru OTSUBO Naoyuki YAMATE		Registered
	Bộ cổ quạt có cơ cấu quạt xoay 360 độ	1201000075	2010.01.11	VN10010530000	2012.08.02	2010.09.26	F04D2960	Trần Chi	Trần Chi		Registered
	Động cơ Stirling hai kỳ dùng môi chất lỏng	1201000116	2010.01.14	VN10009794000	2011.11.01	2010.04.25	F03C100	Công ty cổ phần Coninco máy xây dựng và công trình công nghiệp	Cao Minh Tuấn Vũ Huy Toàn		Registered

C. The detailed information regarding the Patent is displayed in a new browser tab. It contains three tabs: **Bibliographic, Document List** and **Status.** A fourth tab named **Patent Family** is displayed **only if enabled** by the **Administrator**.

Note: The configuration to enable the **Patent Family** tab is outside the scope of this module and hence not described here.

D. The **Bibliographic** tab contains the following details:

1) Application Type
2) Application Subtype
3) Patent application registration number & date
4) Status of Patent application
5) Patent application filing number & date
6) Patent application publication number & date
7) PCT filing number & date

8) PCT publication number & date
9) National Entry Date
10) Patent Priority details
11) IPC Classes
12) Applicant name in Local language & English
13) Inventor name in Local language & English
14) Representative name in Local language & English
15) Patent Title in Local language & English
16) Patent Abstract in Local language & English
17) Patent Citation Details
18) Drawing (If the drawing doesn't exist, blank screen is displayed)

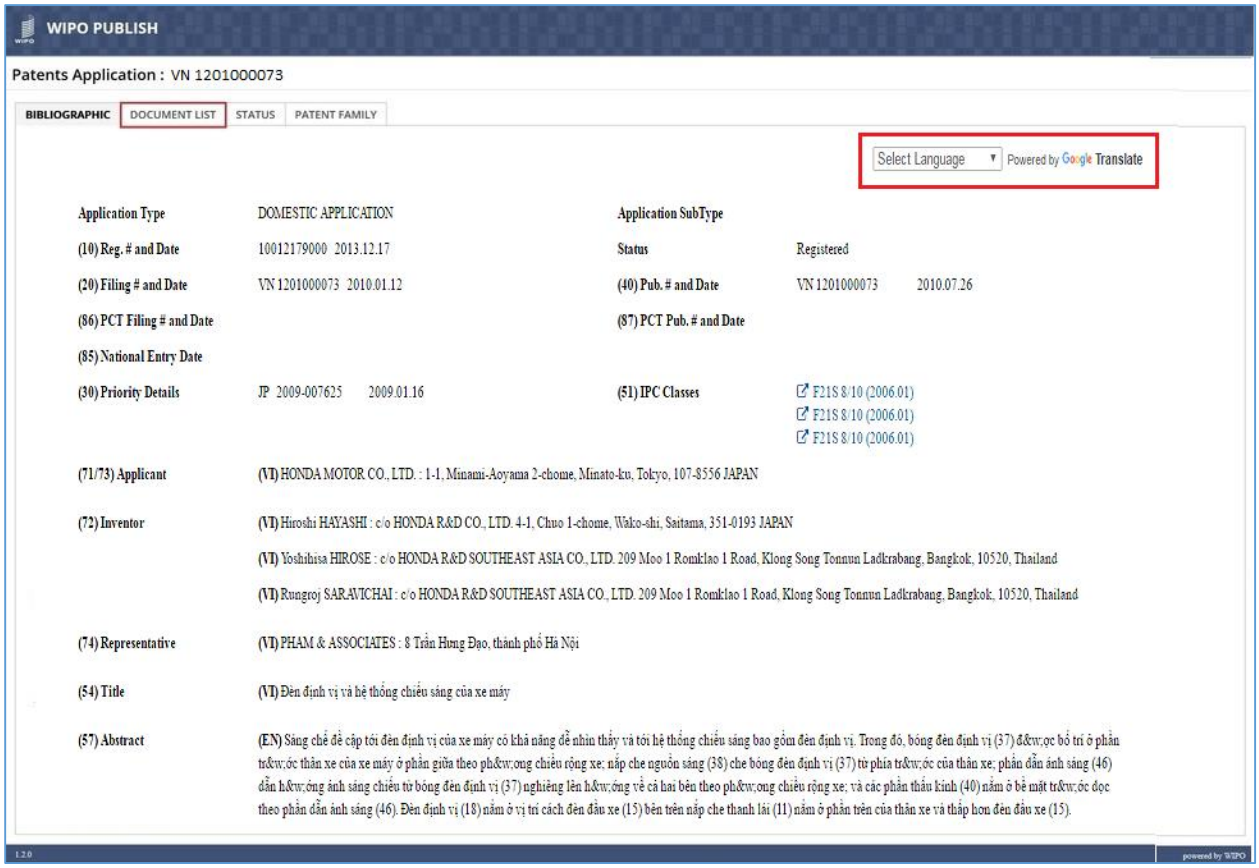

E. For regional instance of WIPO Publish, the data may be loaded from multiple participating countries. These countries may/may not use English as the primary language for capturing the information such as title, abstract etc. In order to facilitate or assist the users to process the information in their preferred language, the google translate widget is provided on the bibliographic tab as highlighted in the screen above

F. Select the appropriate **Language** from the dropdown list. The bibliographic data is translated in the corresponding language as shown in the screen below:

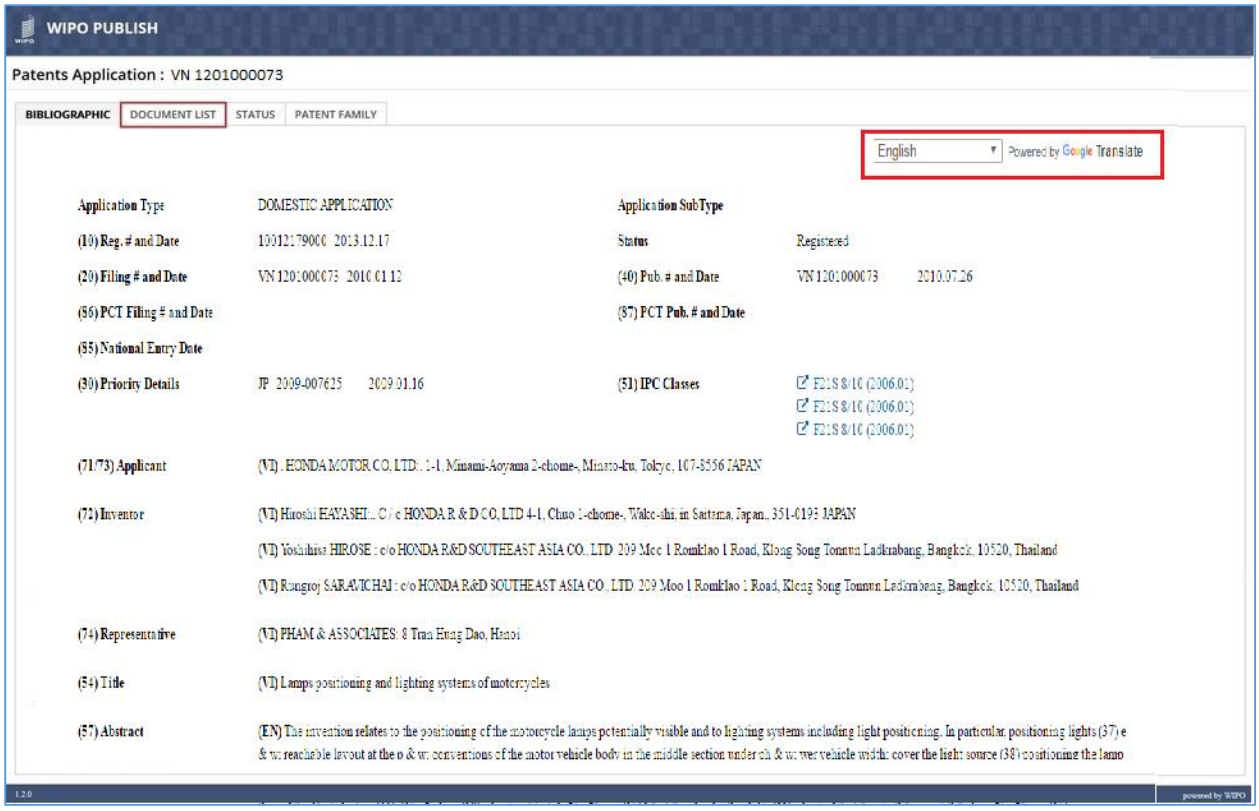

G. If the Patent is a National Phase Entry application pertaining to a PCT application, an icon is displayed against the PCT Filing Number & Date field as highlighted in the screen below:

H. Upon clicking on the icon, the list of other National Phase Entry applications pertaining to the same PCT application is displayed in a pop-up window as highlighted in the screen below:

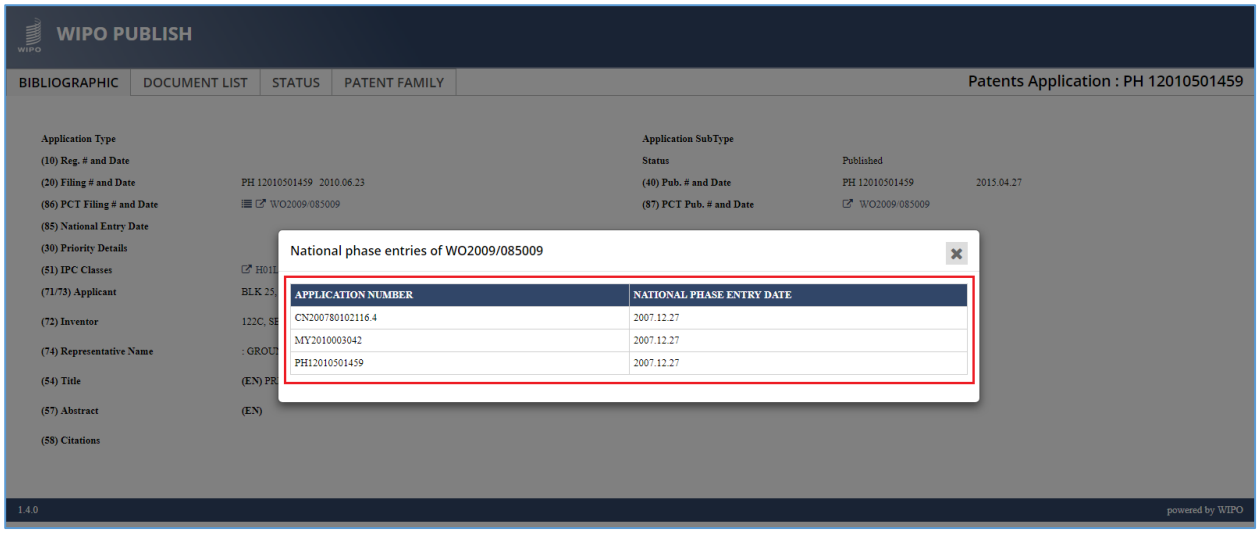

I. To view the list of applications filed by the same Inventor, click on the icon as highlighted in the screen below

J. The list of applications filed by the same Inventor is displayed in a pop-up window as highlighted in the screen below

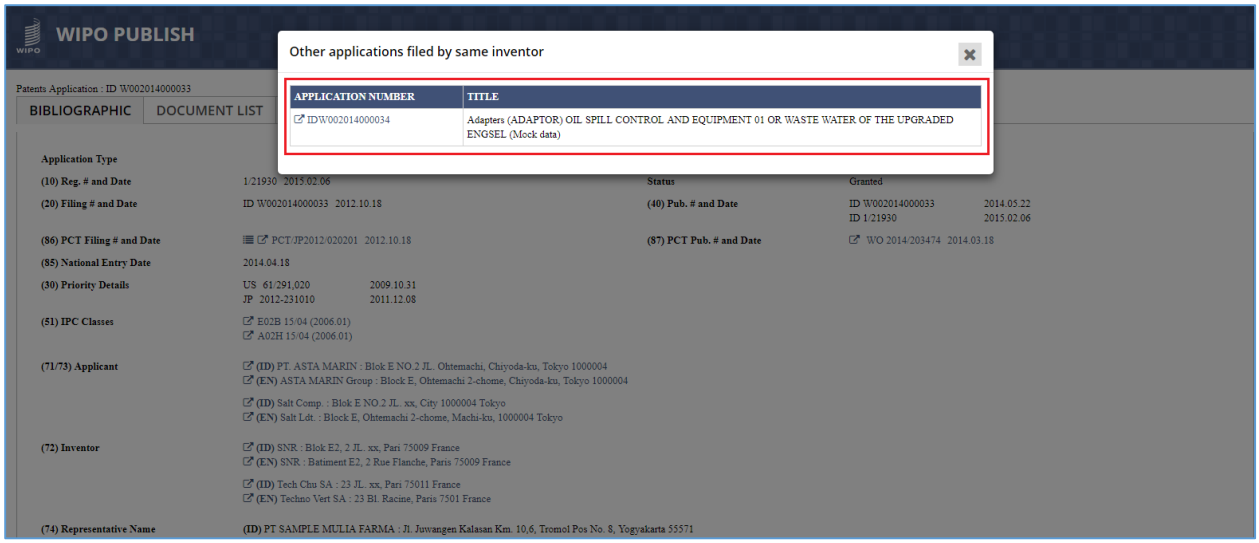

K. Any Drawings that are part of the Bibliographic Data of a Patent application can be viewed using a Drawing Viewer as shown in the screen below. This Drawing Viewer displays all available Drawing images in the form of carousel with provision to navigate to **Previous** and **Next** images as highlighted in the screen below:

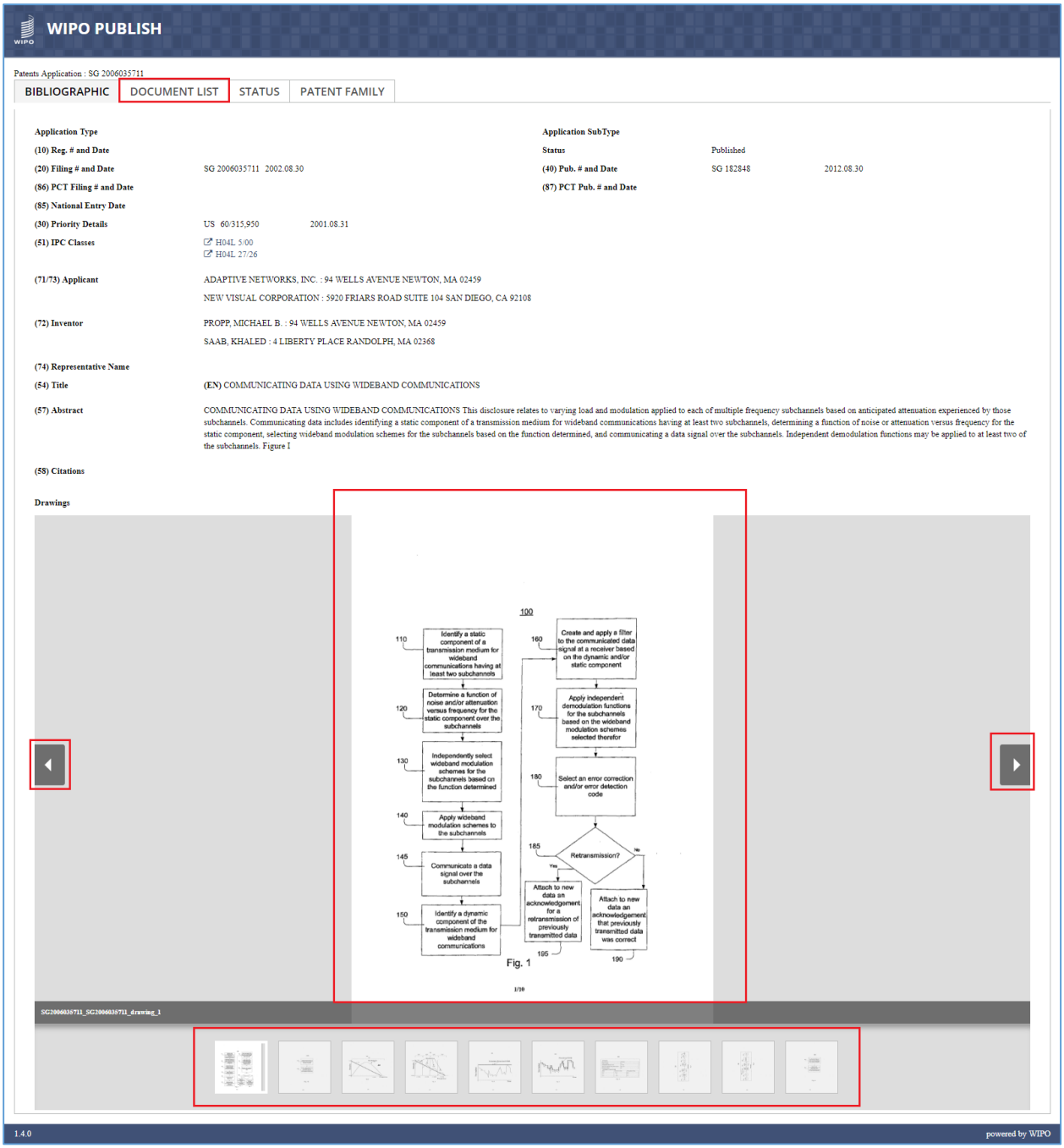

L. Click on **Document List** tab as highlighted in the screen above. The following details related to the documents specified along with the given Patent application are displayed as shown in the screen below:

1) Document Type
2) Document Date
3) Document Action

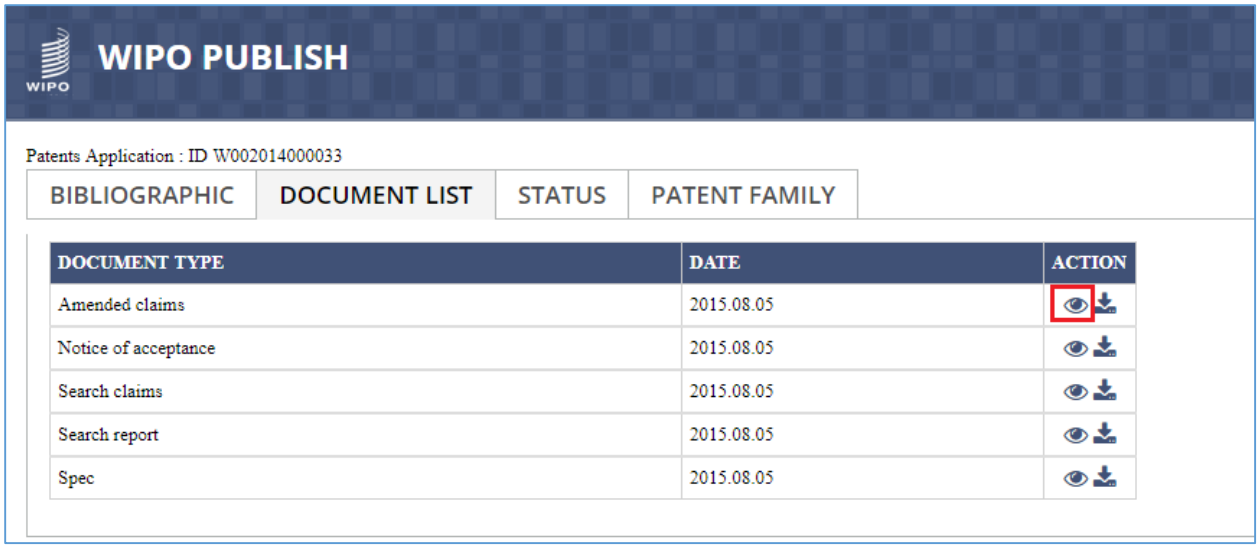

M. There are two types of Actions: **View** and **Download**. Click on the **Eye** icon as highlighted in the screen above to view the document

N. The corresponding document is displayed in a **Document Viewer** which is opened as pop-up window as shown in the screen above

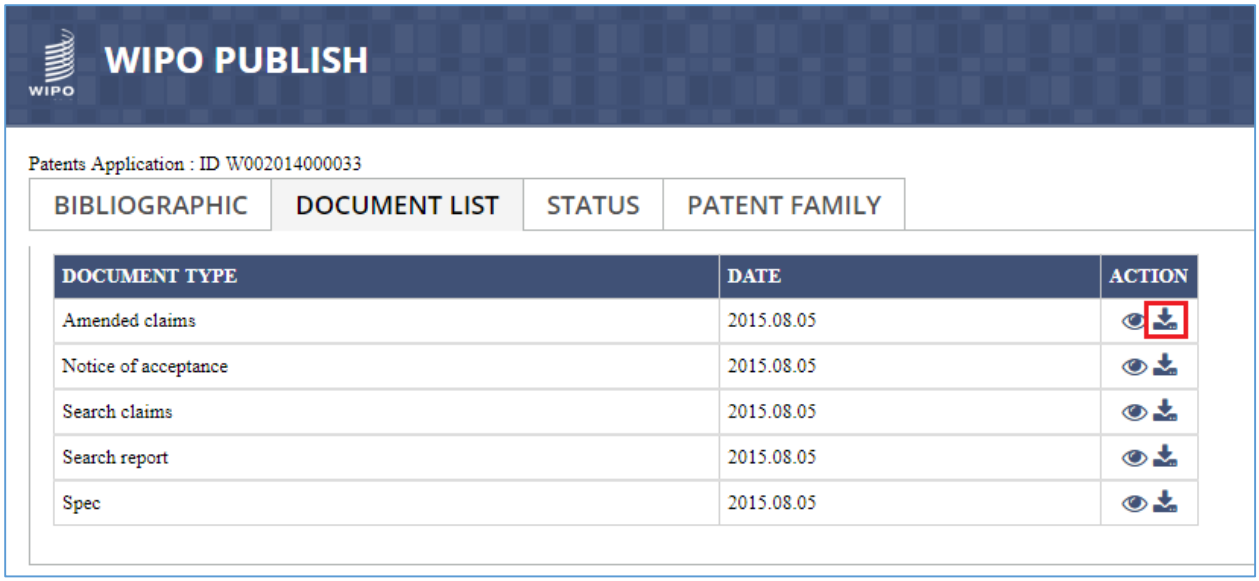

O. The document can also be downloaded and viewed in PDF Viewer. Click on the **Download** icon as highlighted in the screen above

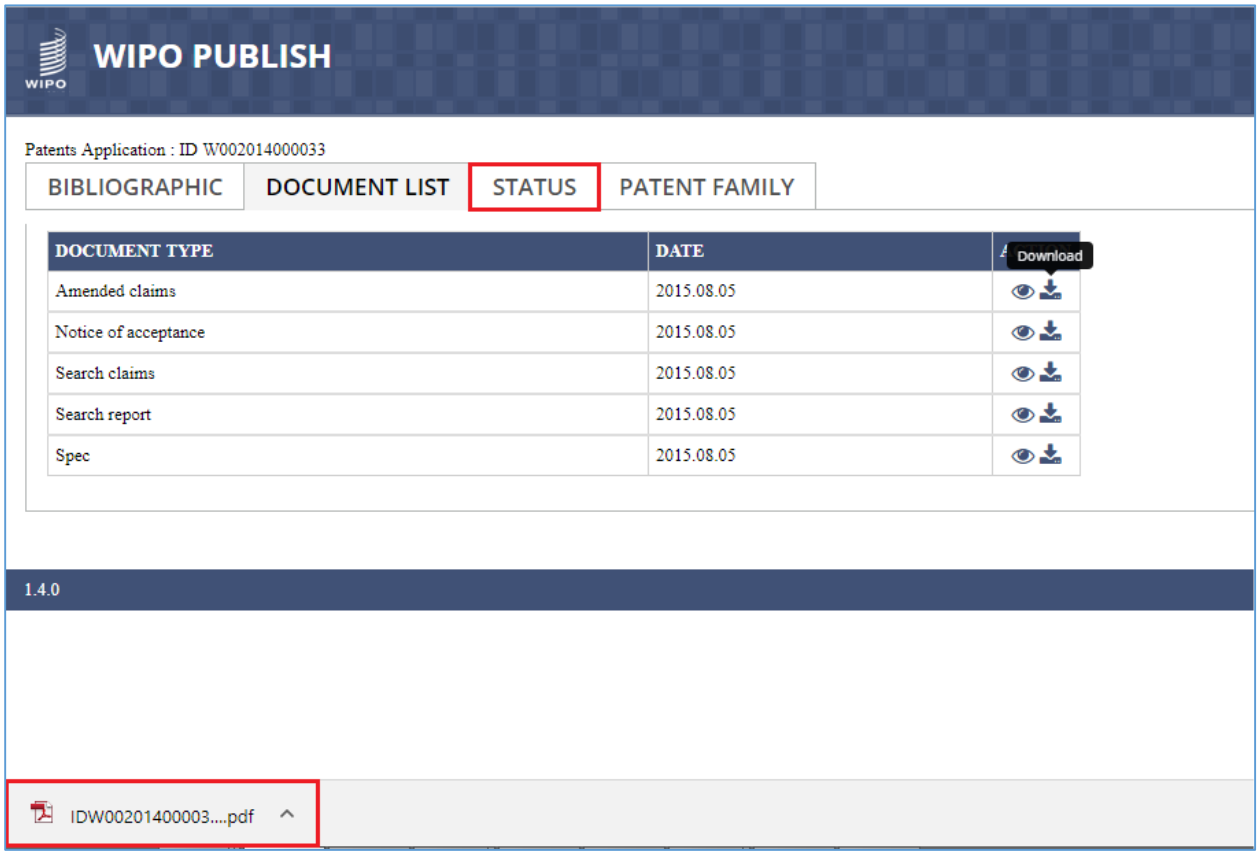

P. The document is downloaded as highlighted in the screen above

Q. Click on **Status** tab as highlighted in the screen above. The history of the legal statuses containing the following details is displayed as shown in the screen below:

1) Legal Status

2) Legal Status Date

Note: The fields which are displayed under all three tabs are configurable

R. Click on **Patent Family** tab as highlighted in the screen above. WIPO Publish connects and communicates with WIPO CASE to display the Patent Family details for the given Patent application as shown in the screen below:

1) Application / Priority
2) Filing / National Entry Date
3) Publications
4) PCT Application

APPLICATION/PRIORITY	FILING/NATIONAL ENTRY DATE	PUBLICATIONS	PCT APPLICATION
ARP080100455	2008-02-04	AR065160.A1.2009-05-20	
US60/887,874	2007-04-30		
US60/895,335	2007-04-30		
US60/915,058	2007-04-30		
AU2008214414	2008-02-01	AU2008214414.B2.2008-08-14	PCT/US2008/001405.2008-02-01
US60/887,874	2007-02-02		
US60/895,335	2007-03-16		
US60/915,058	2007-04-30		
BRPI0806353	2008-02-01	BRPI0806353.A2.2011-07-21	
US60/887,874	2007-02-02		
US60/895,335	2007-03-16		
US60/915,058	2007-04-30		
CA2677224	2008-02-01	CA2677224.A1.2008-08-14	PCT/US2008/001405.2008-02-01
US60/887,874	2007-02-02		
US60/895,335	2007-03-16		
US60/915,058	2007-04-30		
CN200880003942.8	2008-02-01	CN101663906.B.2010-03-03	PCT/US2008/001405.2008-02-01
US60/887,874	2007-02-02		
US60/895,335	2007-03-16		
US60/915,058	2007-04-30		
CN201210272424.4	2008-02-01	CN102857984.A.2013-01-02	
US60/887,874	2007-02-02		
US60/895,335	2007-03-16		
US60/915,058	2007-04-30		
CN201510386534.7	2008-02-01	CN105072654.A.2015-11-18	
US60/887,874	2007-02-02		
US60/895,335	2007-03-16		
US60/915,058	2007-04-30		
IL200200	2008-02-01	IL200200.A.2010-04-29	PCT/US2008/001405.2008-02-01
US60/887,874	2007-02-02		
US60/895,335	2007-03-16		
US60/915,058	2007-04-30		
IN5011/DELNP/2009	2009-07-31	IN5011/DELNP/2009.A.2010-03-12	PCT/US2008/001405.2008-02-01
JP2009548321	2008-02-01	JP2010518696.B2.2010-05-27	PCT/US2008/001405.2008-02-01
JP2013152022	2013-07-22	JP2013255257.A.2013-12-19	
US60/887,874	2007-02-02		
US60/895,335	2007-03-16		
US60/915,058	2007-04-30		
JP2015153724	2015-08-03	JP2015222986.A.2015-12-10	
US60/887,874	2007-02-02		
US60/895,335	2007-03-16		
US60/915,058	2007-04-30		
KR1020097018081	2008-02-01	KR1020090122217.A.2009-11-26	PCT/US2008/001405.2008-02-01
US2007 887874	2007-02-02		
US2007 895335	2007-02-02		
US2007 915058	2007-02-02		
KR1020097020868	2008-02-01	KR1020090122985.A.2009-12-01	PCT/US2008/001405.2008-02-01
US2007 887874	2007-02-02		
US2007 895335	2007-02-02		
US2007 915058	2007-02-02		
MXMX/a/2009/008195	2009-07-31	MXMX/a/2009/008195.A.2009-10-28	
US60/887,874	2007-02-02		
US60/895,335	2007-03-16		
US60/915,058	2007-04-30		
MY2009003184	2008-02-01	MYPI20093184.A.2013-07-31	PCT/US2008/001405.2008-02-01
US60/887,874	2007-02-02		
US60/895,335	2007-03-16		
US60/915,058	2007-04-30		
RU2009132955/07	2008-02-01	RU2002476014.C2.2013-02-20	
US60/887,874	2007-02-02		
US60/895,335	2007-03-16		
US60/915,058	2007-04-30		
RU2009132955/09	2008-02-01	RU2009132955.A.2011-03-10	
US60/887,874	2007-02-02		
US60/895,335	2007-03-16		
US60/915,058	2007-04-30		
SG2009051384	2008-02-01	SG154583.A.2009-09-30	
US60/887,874	2007-02-02		
US60/895,335	2007-03-16		
US60/915,058	2007-04-30		
PCT/US2008/001405	2008-02-01	WO2008/097489.X.2009-10-01	
US60/887,874	2007-02-02		
US60/895,335	2007-03-16		
US60/915,058	2007-04-30		
US60/887,874	2007-04-30		
US60/895,335	2007-04-30		
US60/915,058	2007-04-30		
US2007 887874	2007-02-02		
US2007 895335	2007-02-02		
US2007 915058	2007-02-02		

Note: The IP Office where WIPO Publish is installed should be a participant in WIPO CASE

S. The Patent Family Details can also be viewed in a Time-line View, as presented in WIPO CASE as highlighted in the screen below:

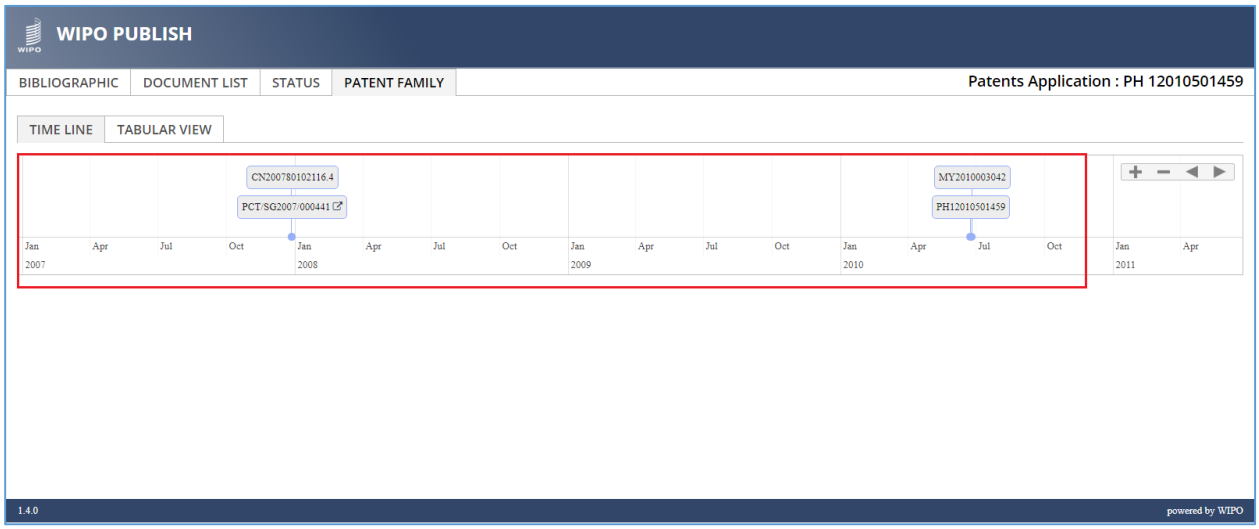

T. Click on **Download** icon as highlighted in the screen below:

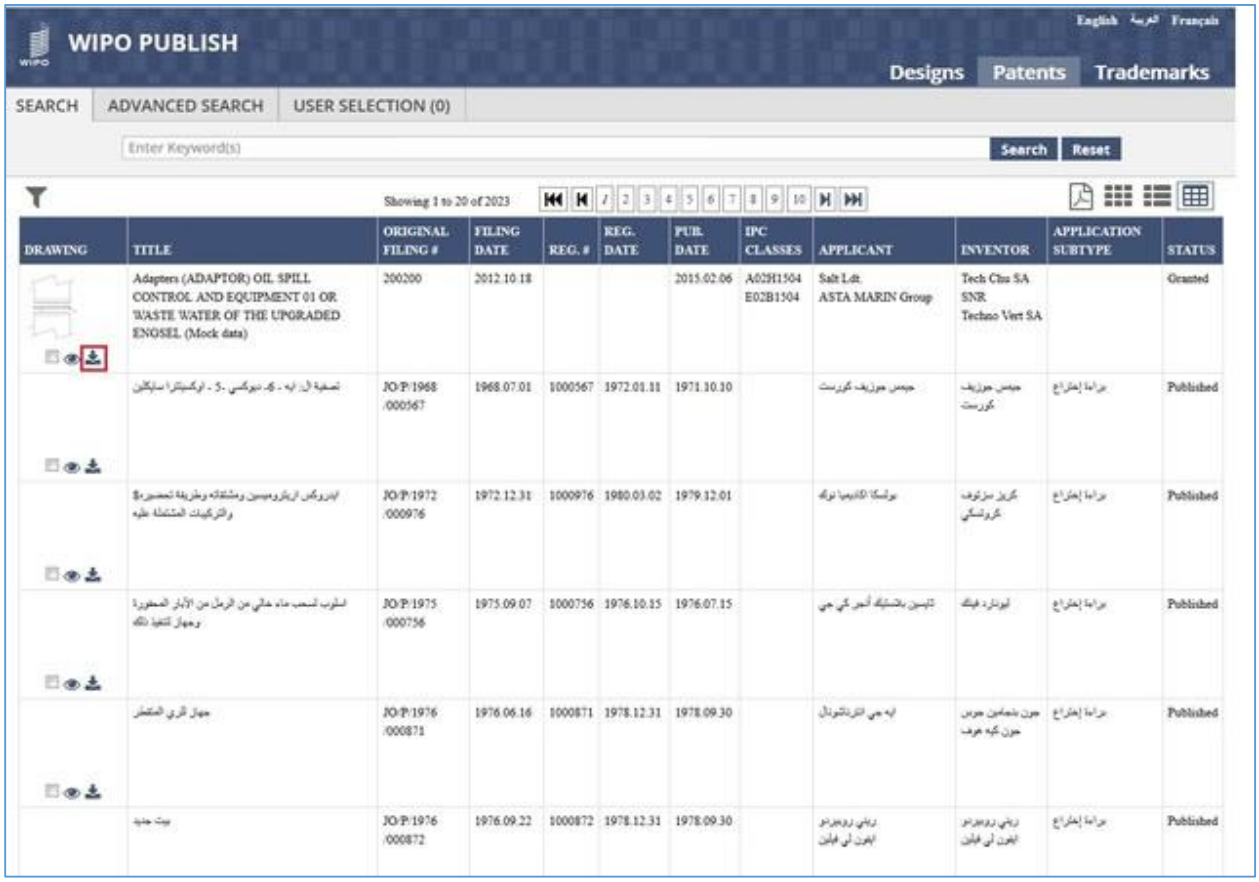

U. The system displays a dialog box to Open / Save the XML file containing the Patent details as highlighted in the screen below:

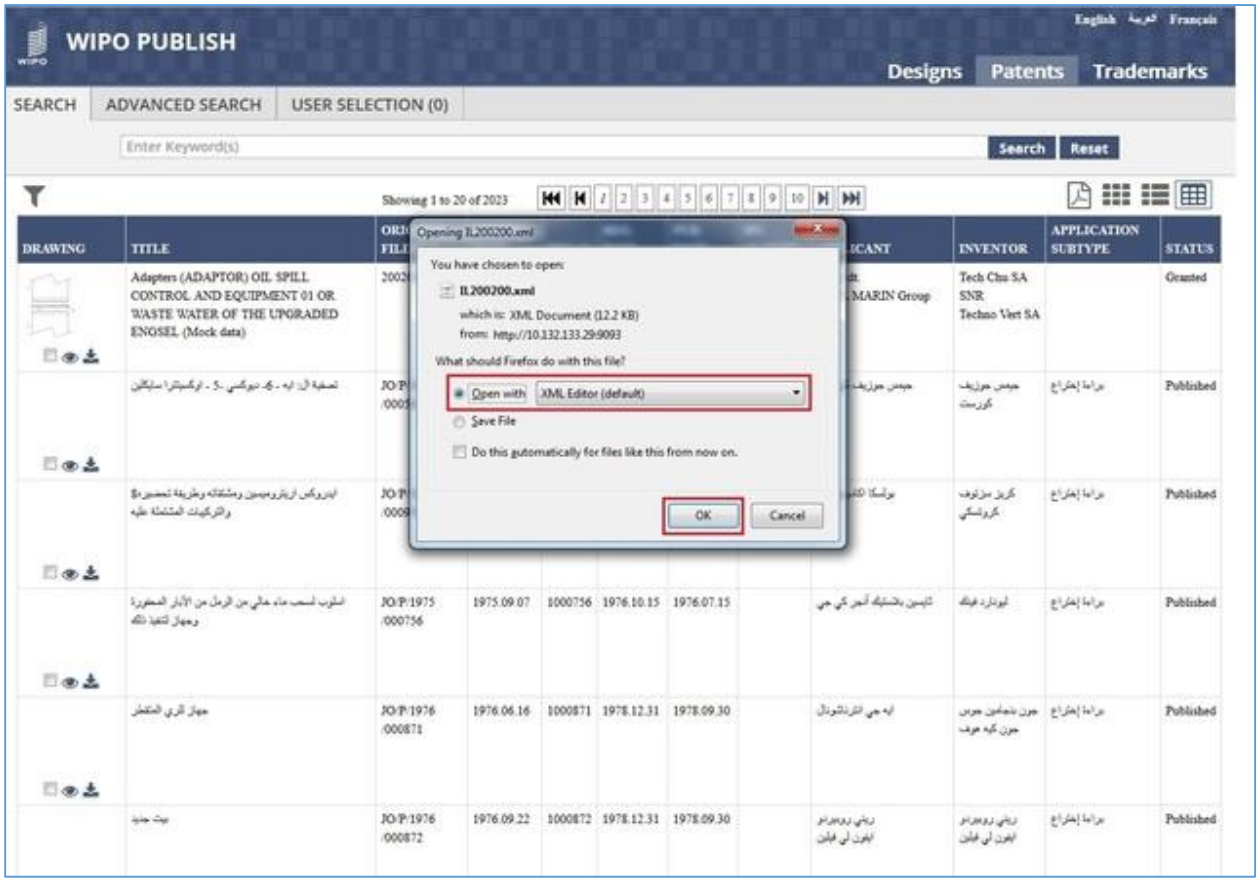

V. Select the appropriate option and click on **OK** button. The Patent details are displayed in XML format as shown in the screen below:

```
<?xml version="1.0" encoding="UTF-8"?>
<wo-patent-document lang="id" country="ID">
  <wo-bibliographic-data>
    <publication-reference>
      <document-id>
        <country>IL</country>
        <doc-number>200200</doc-number>
        <date>20140522</date>
      </document-id>
    </publication-reference>
    <publication-reference>
      <document-id>
        <country>ID</country>
        <doc-number>1/21930</doc-number>
        <name>GRANT</name>
        <date>20150206</date>
      </document-id>
    </publication-reference>
    <classifications-ipcr>
      <classification-ipcr sequence="0001">
        <ipc-version-indicator>
          <date>20060101</date>
        </ipc-version-indicator>
        <section>E</section>
        <class>02/</class>
        <subclass>B</subclass>
        <main-group>15</main-group>
        <subgroup>04</subgroup>
        <symbol-position>F</symbol-position>
        <generating-office>
          <country>ID</country>
        </generating-office>
      </classification-ipcr>
      <classification-ipcr sequence="0002">
        <ipc-version-indicator>
          <date>20060101</date>
        </ipc-version-indicator>
        <section>A</section>
        <class>02</class>
        <subclass>H</subclass>
        <main-group>15</main-group>
        <subgroup>04</subgroup>
        <generating-office>
          <country>ID</country>
        </generating-office>
      </classification-ipcr>
    </classifications-ipcr>
    <application-reference appl-type="national">
      <document-id>
        <country>IL</country>
        <doc-number>200200</doc-number>
        <date>20121018</date>
```

6.6 ADVANCED SEARCH

This feature allows to search the published Patent data by specifying multiple parameters simultaneously. This facilitates more precise search than the full text search. The Patent applications fulfilling all the search criteria are displayed. The steps to accomplish this feature are described below:

A. To perform advanced search, click on “Advanced Search” tab as highlighted in the screen below:

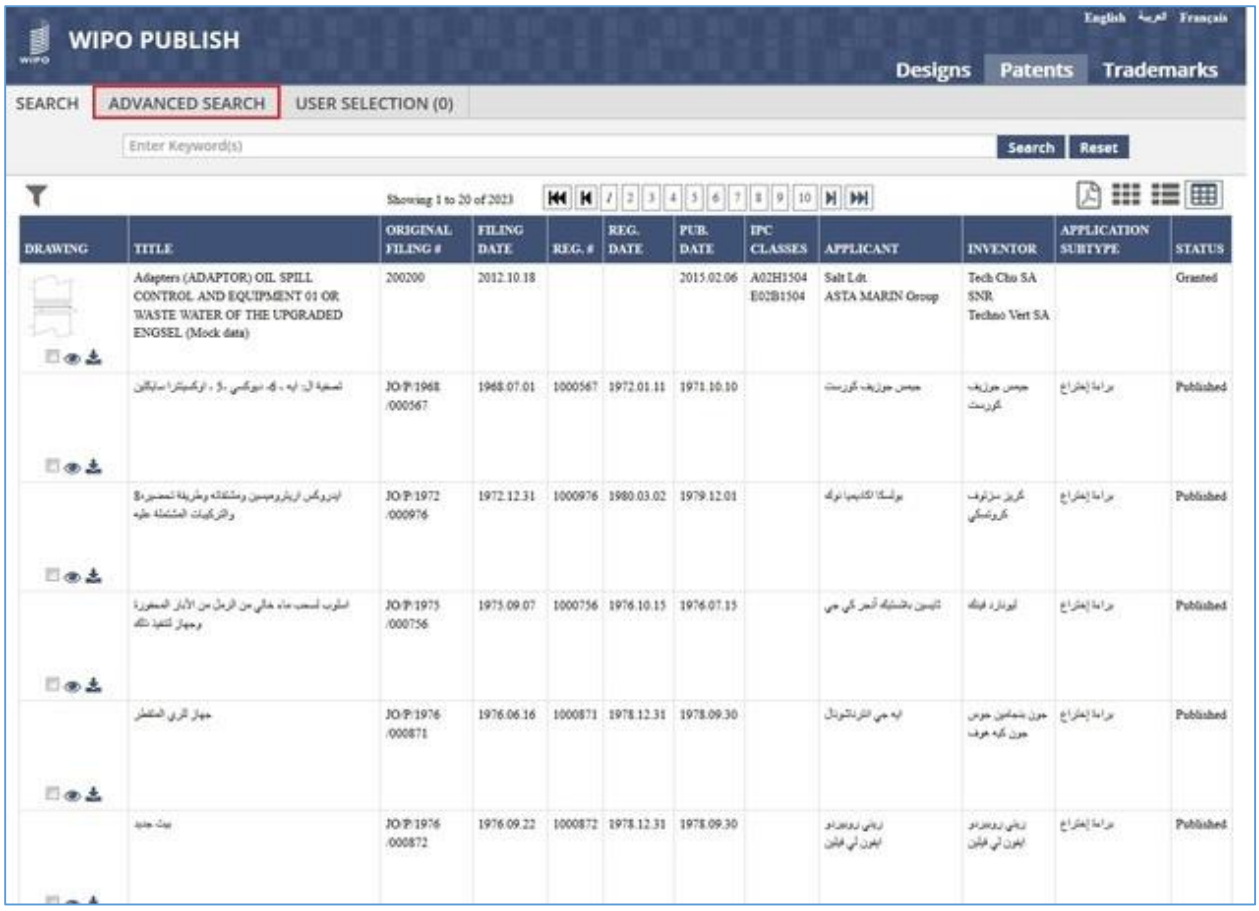

B. The ‘Advanced Search’ screen is displayed with the following pre-specified search parameters:

1) Original Filing Number
2) Publication Number
3) Filing Date
4) Publication Date
5) Concordance Terms – Allows search based on type of Technology

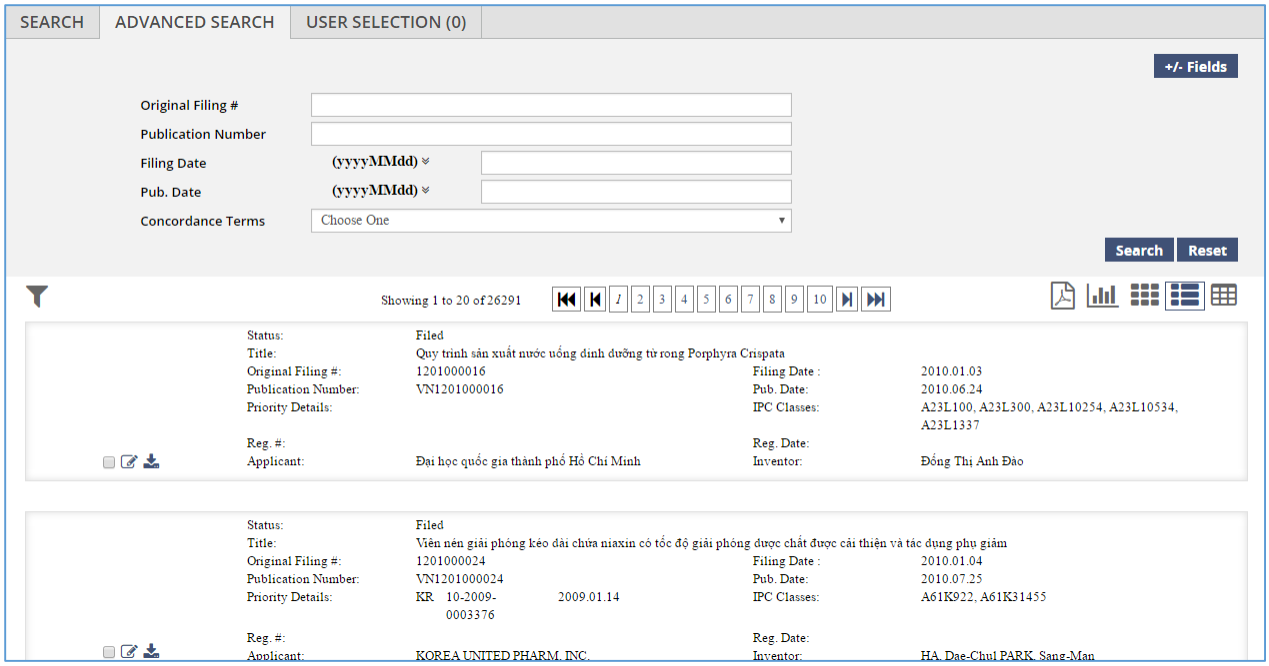

C. Click on the dropdown against the **Concordance Terms** field. It displays the various technologies arranged in two-level view as displayed below: (E.g. The category **Instruments** has sub categories as *Optics*, *Measurement*, *Biological*, *Control* and *Medical*)

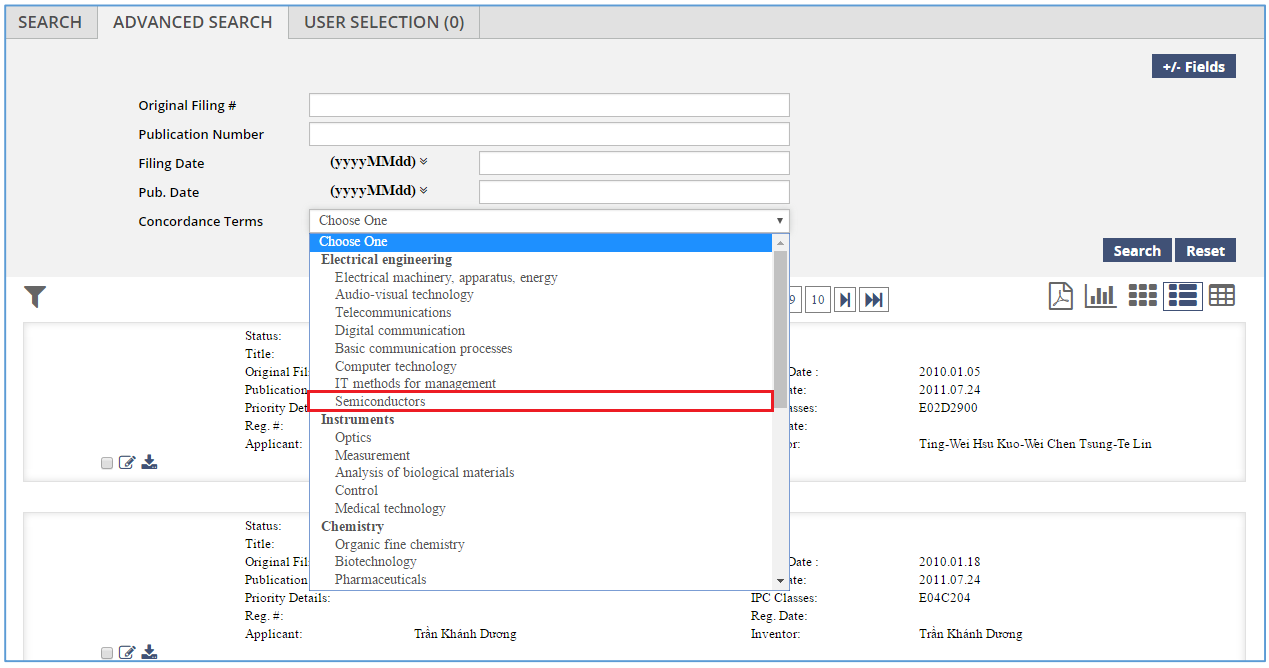

D. Select the appropriate category and click on **Search** button. The Patent applications having IPC classes linked to the Concordance Term specified (E.g. Semiconductors) are displayed as shown in the screen below:

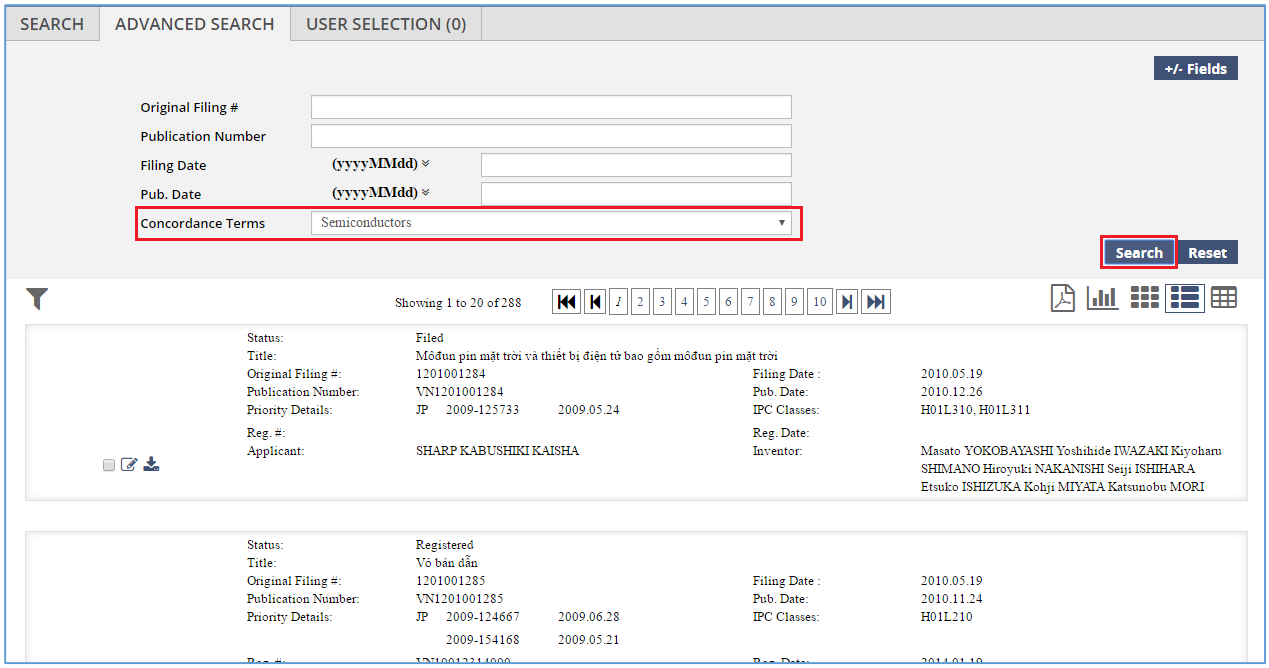

E. These parameters (Except for Concordance Terms) can be modified by clicking on "-/+ Fields" button as highlighted in the screen below:

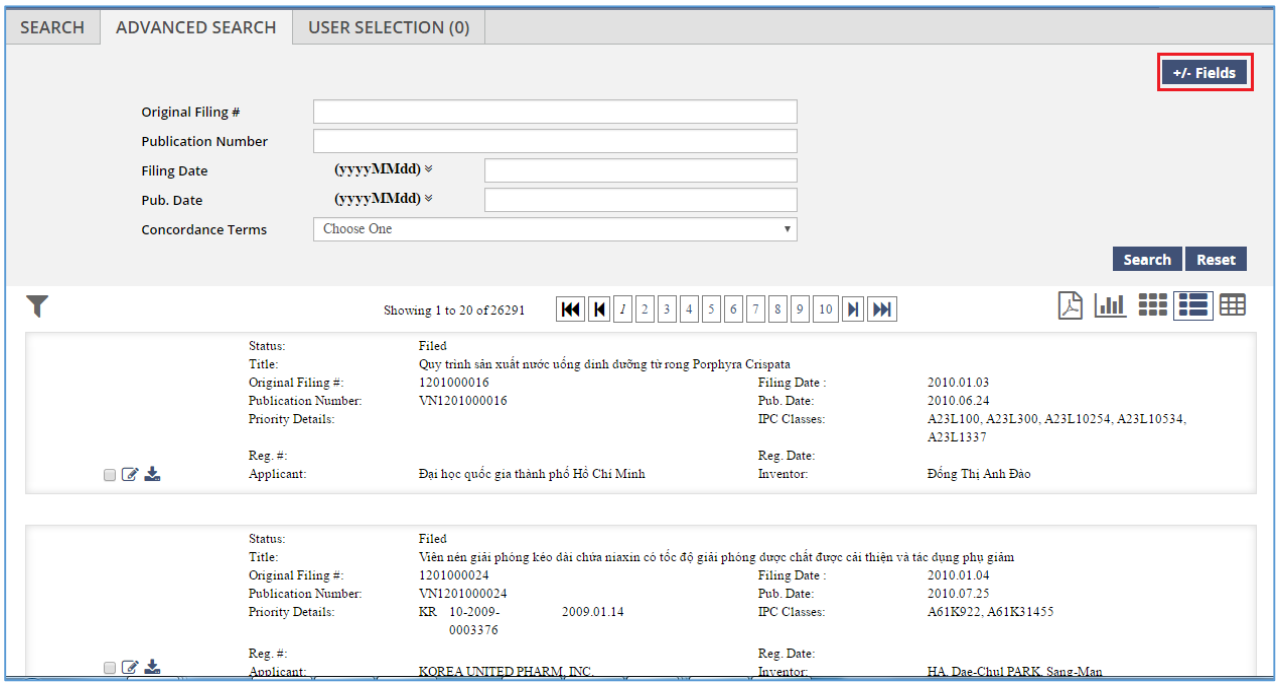

F. The pane containing all available search parameters is displayed with the default parameters selected as shown in the screen below:

1) Text Parameters – Displays all parameters with data type **Text** (E.g. Application Type, Applicant Name, Status, etc.)

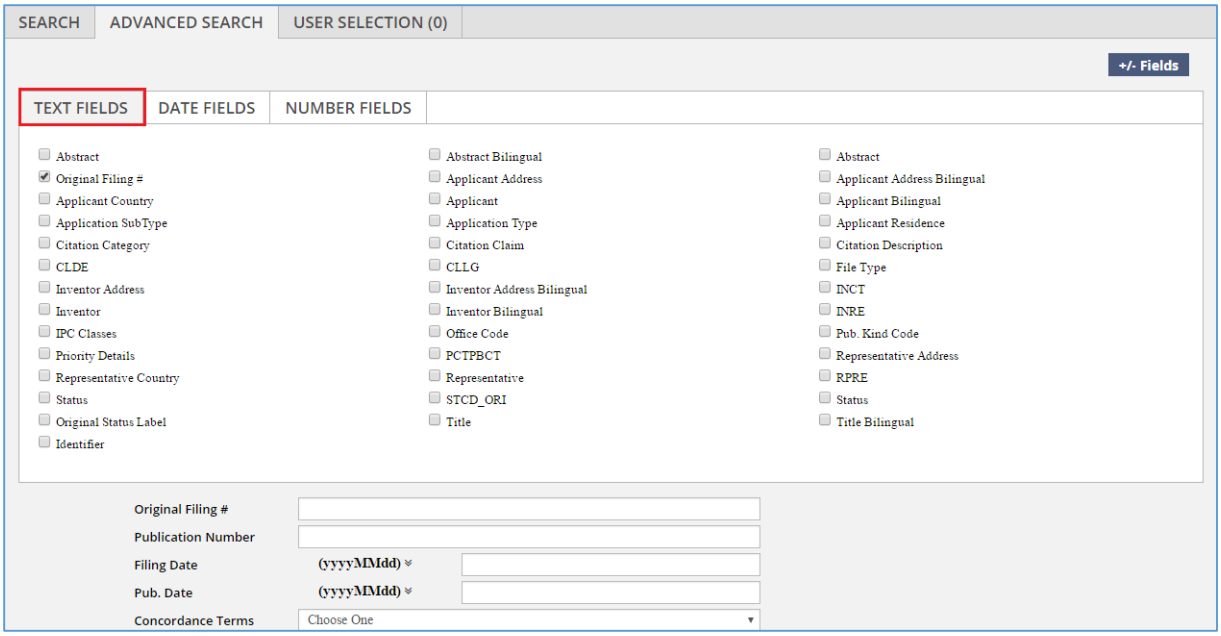

2) Date Parameters – Displays all parameters with data type **Date** (E.g. Filing Date, Publication Date, Registration Date, etc.)

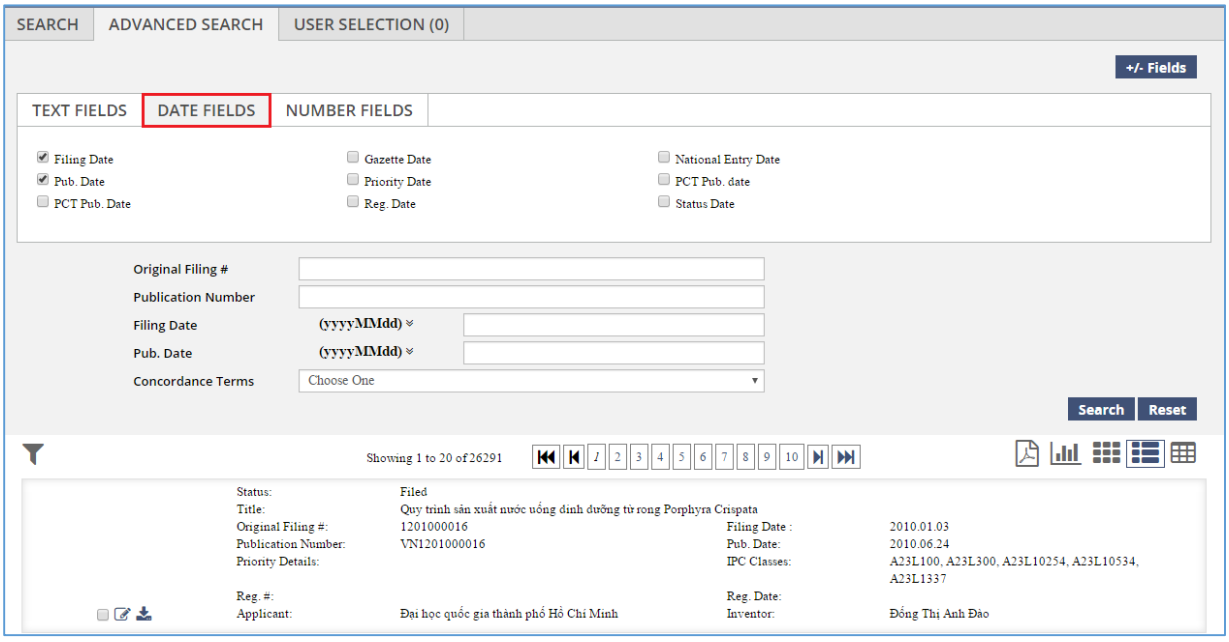

3) Number Parameters – Displays all parameters with data type **Number** (E.g. Filing Number, Publication Number, Registration Number, etc)

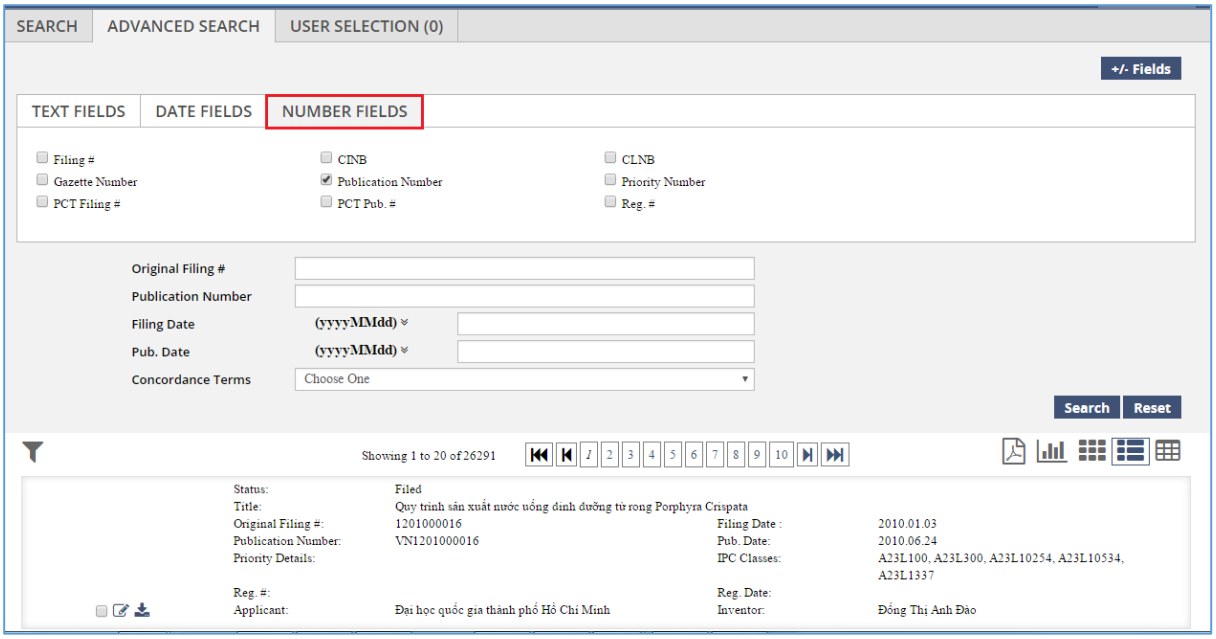

Note: The parameters which are displayed under the Advanced Search pane are configurable

G. The default parameters can be deselected and other parameters can be selected. The following parameters are selected as shown in the screen below:

1) Applicant Country
2) Applicant
3) Representative
4) Status

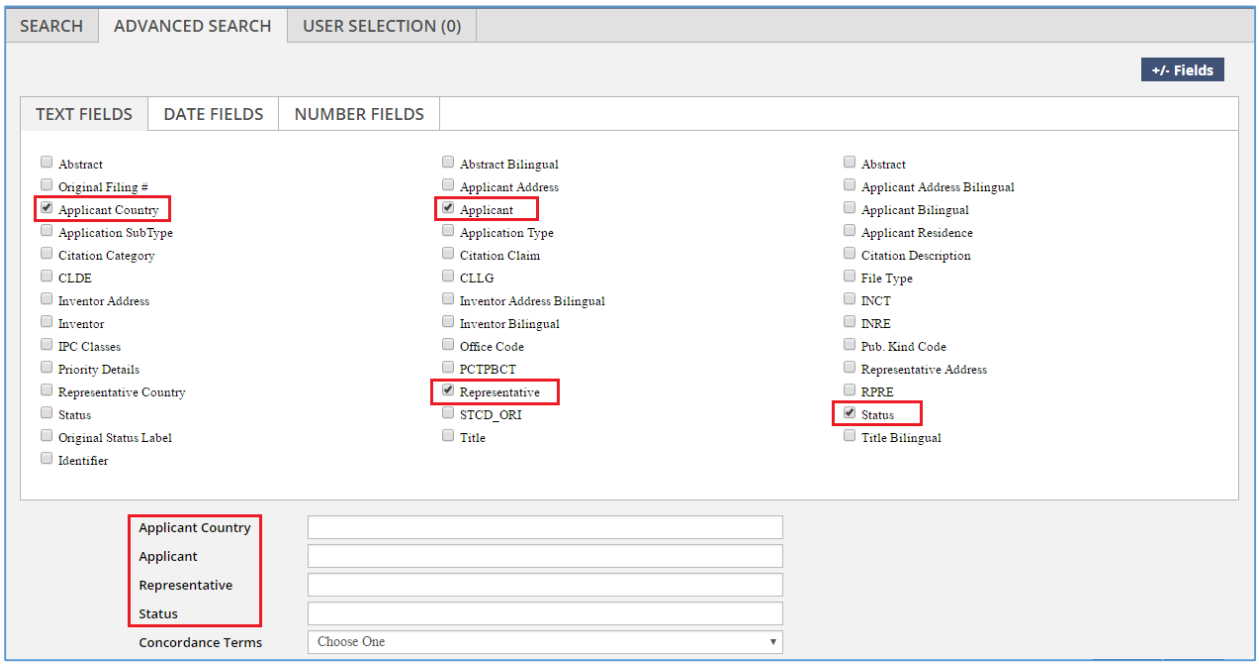

H. Specify the search criteria against the parameters and click on “Search” button. The following search criteria are specified in the example:

Search Parameter	Value
Applicant Country	US
Applicant	Company

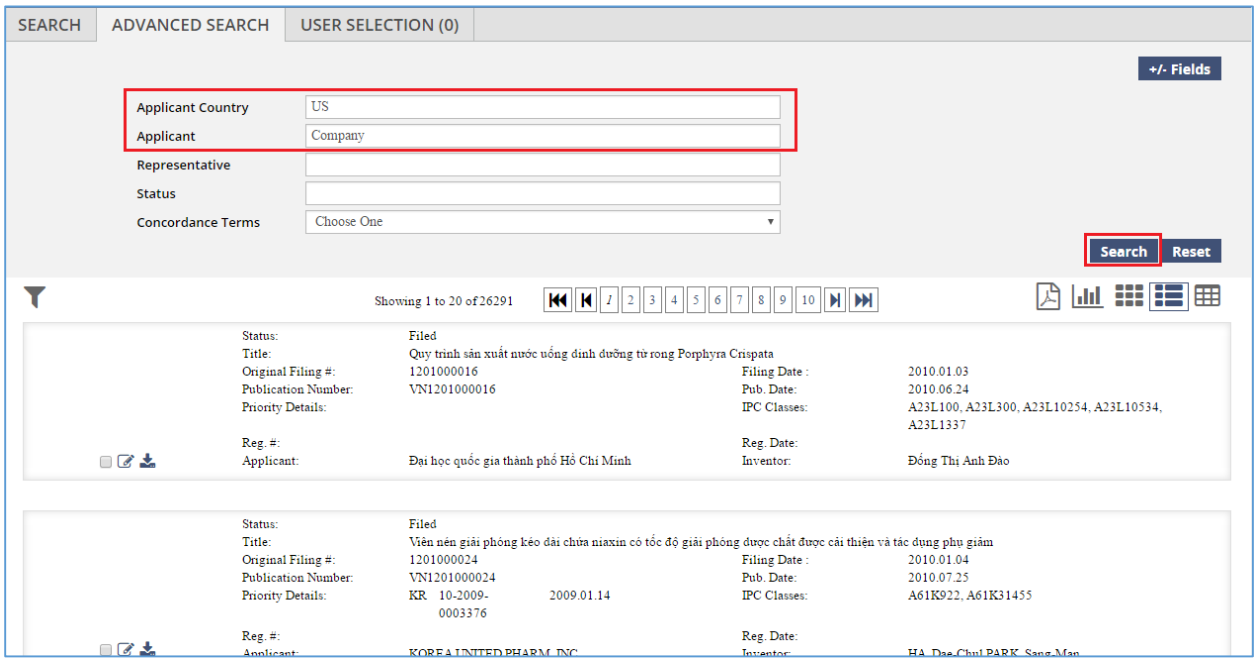

I. The search operation is executed successfully and the search results are displayed as shown in the screen below:

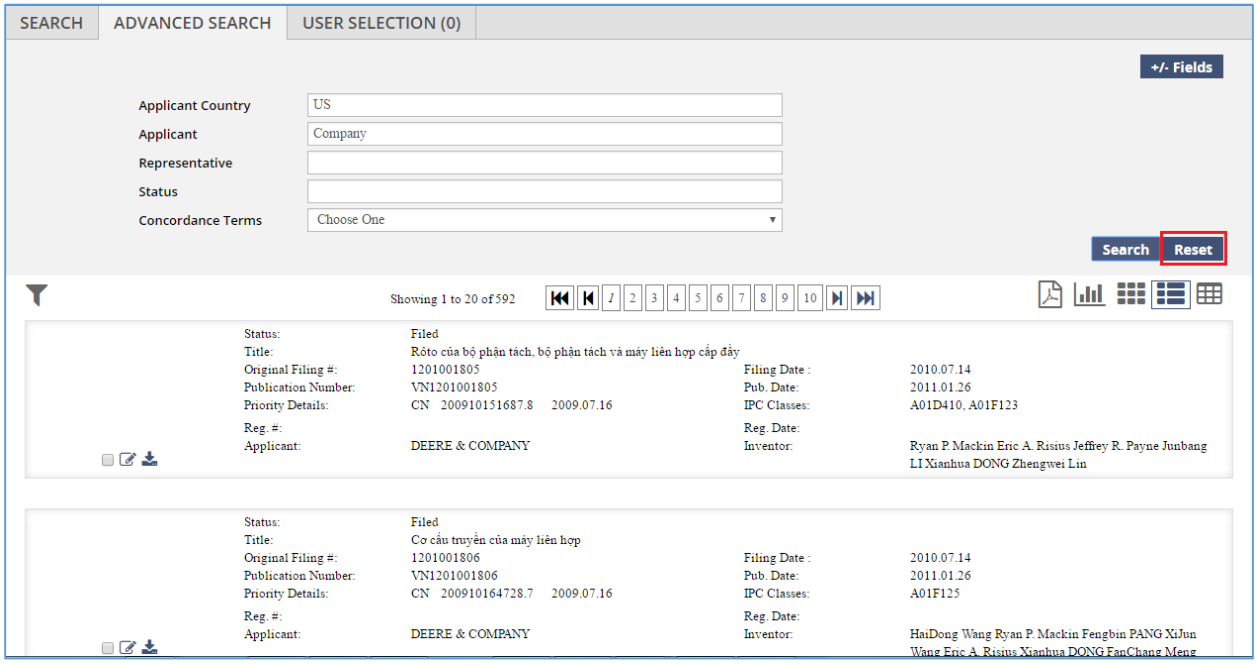

J. Click on ***Reset*** button as highlighted in the screen above to clear the specified search criteria.

K. The Advanced search text boxes are reset to blank and the Advanced search results are cleared as shown in the screen below:

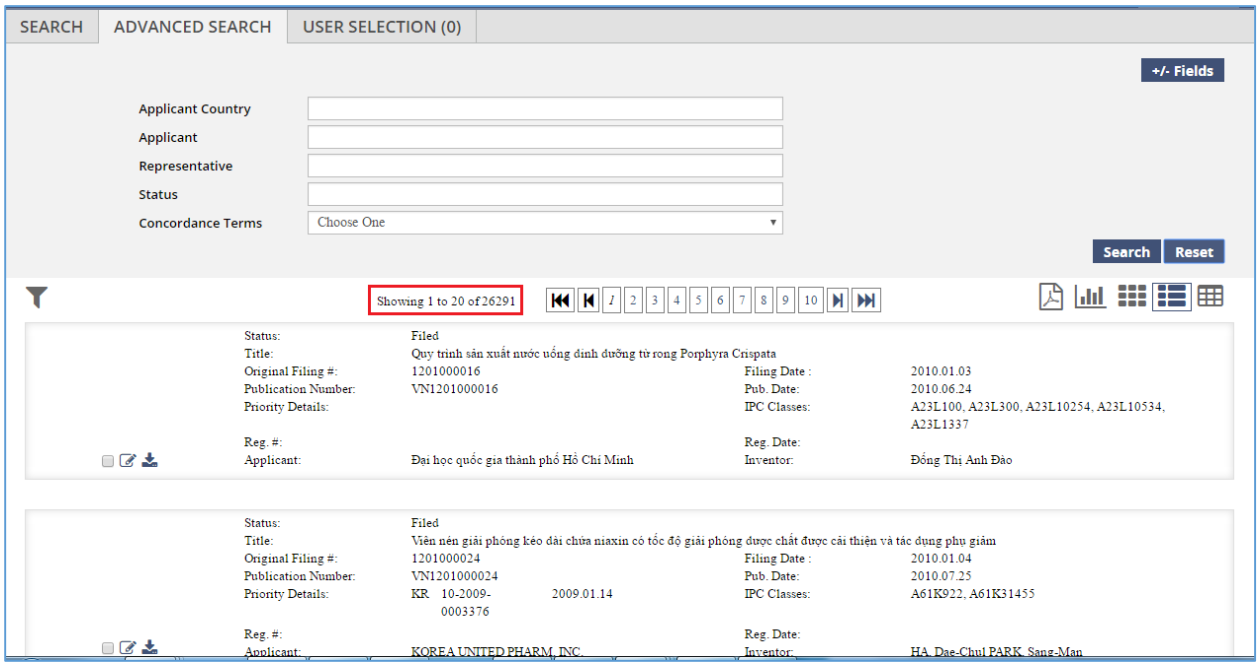

6.7 WILDCARD SEARCH

This feature allows to search the published Patent data by using a Wildcard character. The character that is used is **asterisk (*)**. This character can be used as a prefix or suffix or both to search all Patents **containing** the specific word or phrase. The steps to accomplish this feature are described below:

A. Specify the wildcard (*) character followed by the word or phrase to be searched and click on “Search” button as highlighted in the screen below:

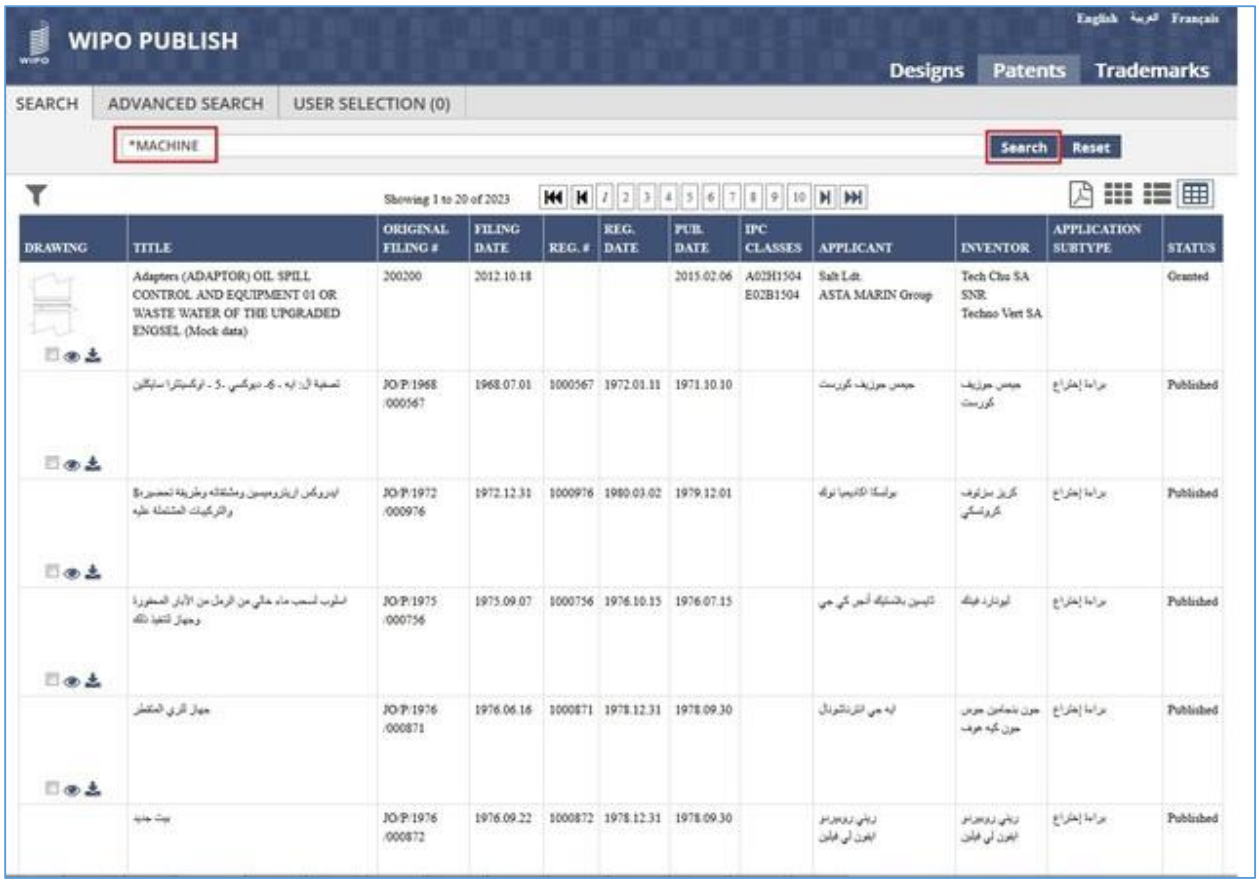

B. The Wildcard search looks for all Patents that include a word ending with the characters specified after the asterisk (*) symbol. In the given example, it will list all Patents which contain a word ending with **MACHINE** as shown in the screen below:

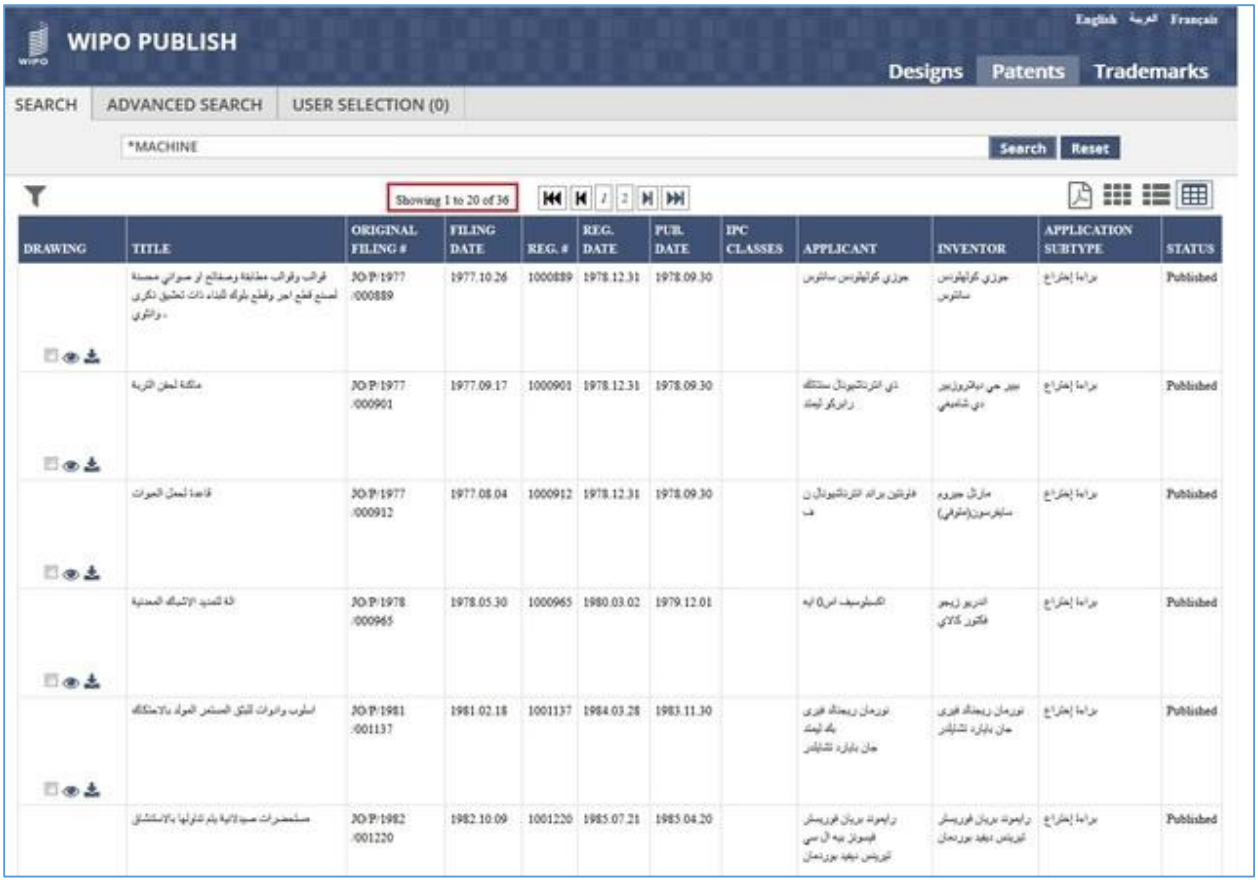

C. Another way to use the wildcard search is to specify the wildcard (*) character as a suffix after the word or phrase to be searched. Mention the relevant word followed by asterisk (*) and click on “Search” button as highlighted in the screen below:

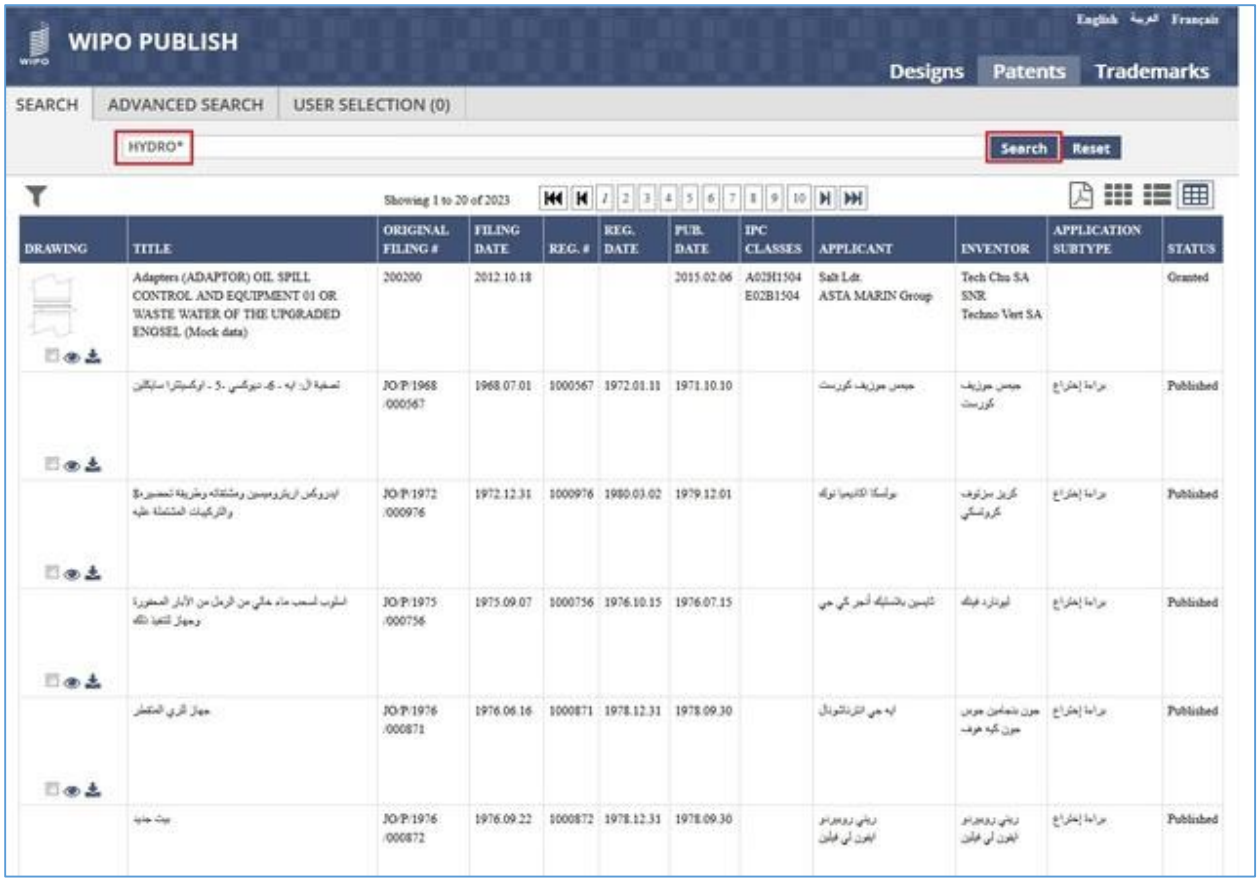

D. The Wildcard search looks for all Patents that include a word starting with the characters specified before the asterisk (*) symbol. In the given example, it will list all Patents which contain a word starting with **HYDRO** as shown in the screen below:

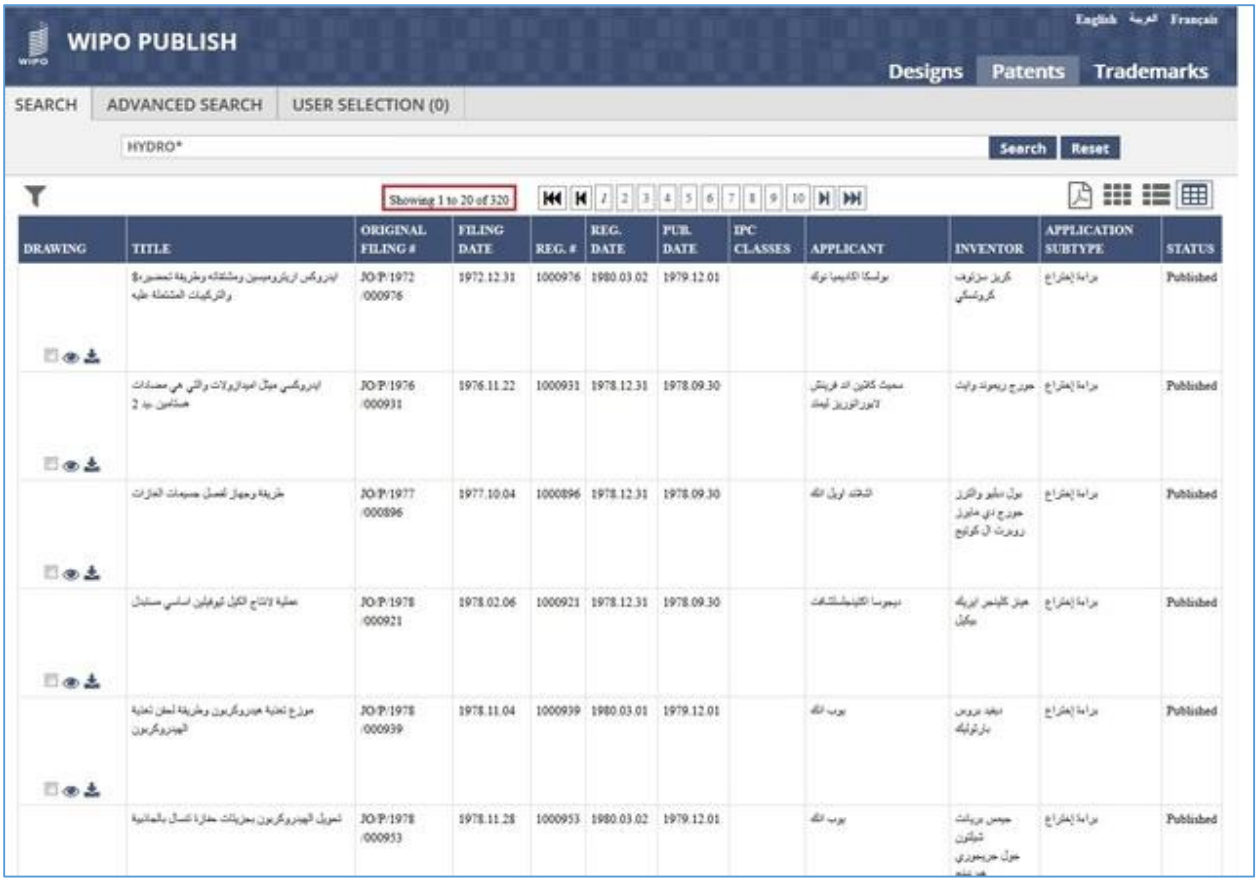

E. Click on ***Reset*** button as highlighted in the screen below to clear the specified search criteria.

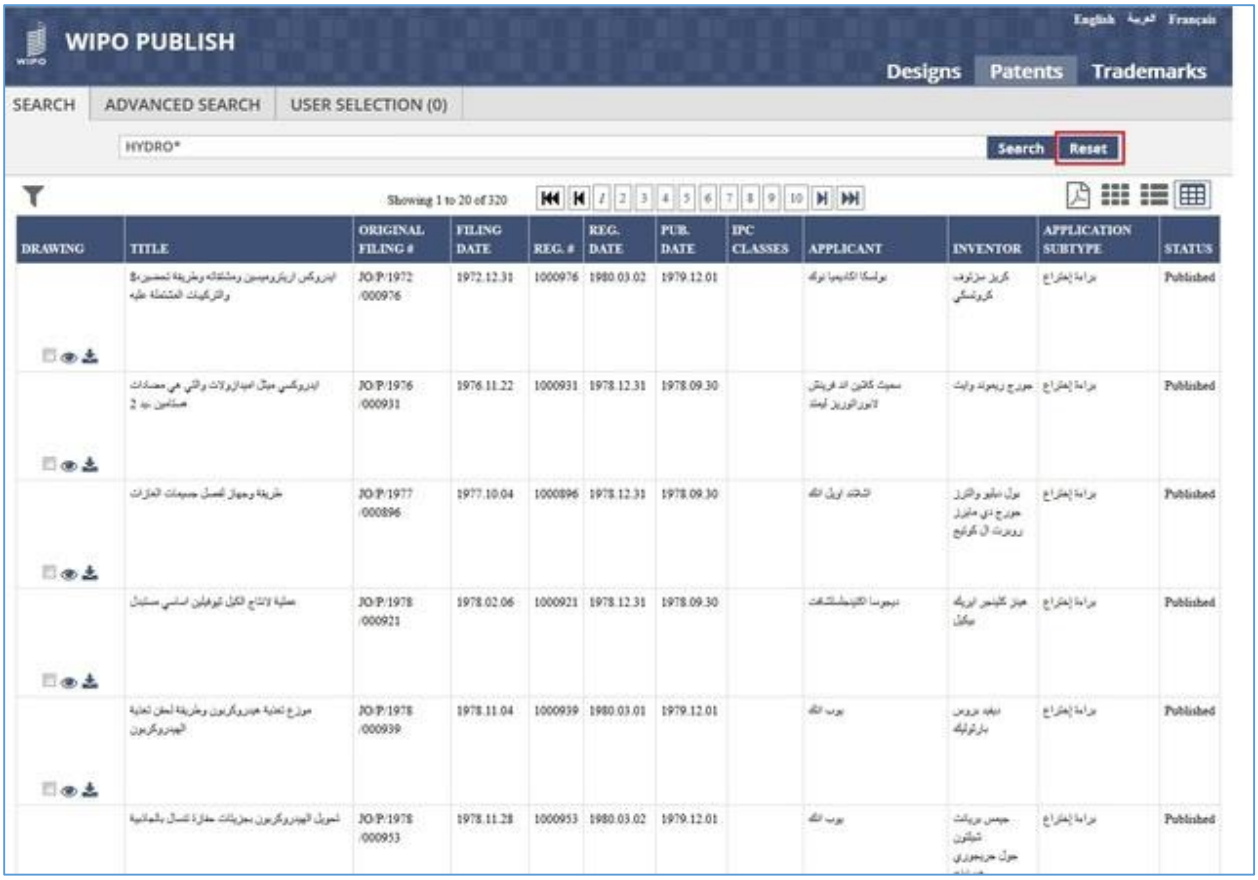

F. The search text box is reset to blank and the search results are cleared as shown in the screen below:

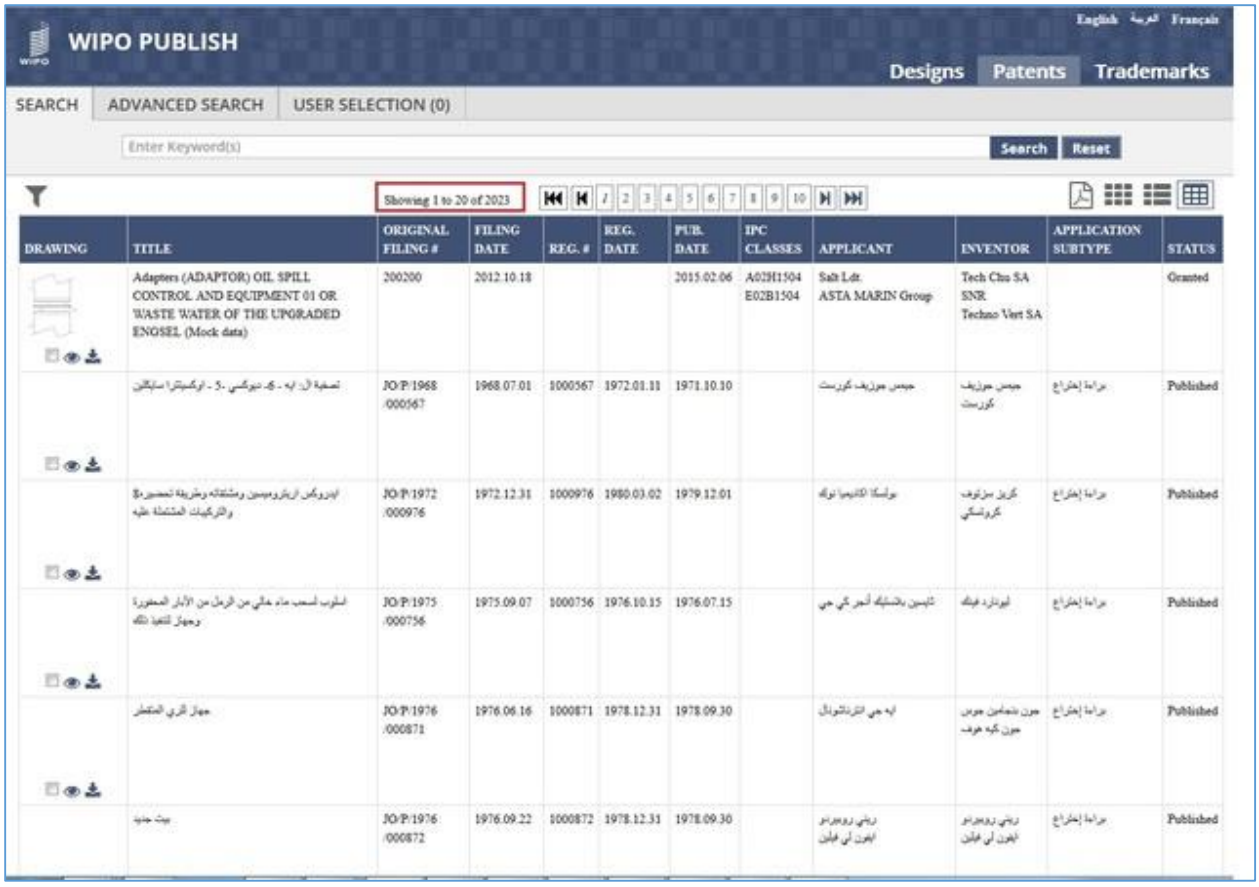

DRAWING	TITLE	ORIGINAL FILING #	FILING DATE	REG. #	REG. DATE	PUB. DATE	IPC CLASSES	APPLICANT	INVENTOR	APPLICATION SUBTYPE	STATUS
	Adapters (ADAPTOR) OIL SPILL CONTROL AND EQUIPMENT 01 OR WASTE WATER OF THE UPGRADED ENGSEL (Mock data)	200200	2012.10.18			2015.02.06	A02H1504 E02B1504	Salt Ldt. ASTA MARIN Group	Tech Chu SA SNR Techno Vert SA		Granted
	تصفية ال: ايه - 6- ديوكسي -5 - اوكسيتترا سايكلين	JO/P/1968 /000567	1968.07.01	1000567	1972.01.11	1971.10.10		جيمس جوزيف كورست	جيمس جوزيف كورست	براءة إختراع	Published
	ايدروكس اريتروميسين ومشتقاته وطريقة تحضيره$ والتركيبات المشتملة عليه	JO/P/1972 /000976	1972.12.31	1000976	1980.03.02	1979.12.01		بولسكا اكاديميا نوك	كريز سزتوف كروتسكي	براءة إختراع	Published
	اسلوب لسحب ماء خالي من الرمل من الآبار المحفورة وجهاز لتنفيذ ذلك	JO/P/1975 /000756	1975.09.07	1000756	1976.10.15	1976.07.15		ثايسين بلاستيك أنجر كي جي	ليونارد فينك	براءة إختراع	Published
	جهاز للري المتقطر	JO/P/1976 /000871	1976.06.16	1000871	1978.12.31	1978.09.30		ايه جي انترناشونال	جون بنجامين جوس جون كيه هوف	براءة إختراع	Published
	بيت جديد	JO/P/1976 /000872	1976.09.22	1000872	1978.12.31	1978.09.30		ريني روبيرنو ايفون لي فيلين	ريني روبيرنو ايفون لي فيلين	براءة إختراع	Published

6.8 USER SELECTION REPORT

This feature allows the user to add applications from various search operations to a single list so as to view them without having to open multiple search windows. The user can filter the applications based on the search criteria using which they were added to the User Selection List. The steps to accomplish this feature are described below:

A. Select the checkbox to add a particular application to the User Selection List as highlighted in the screen below:

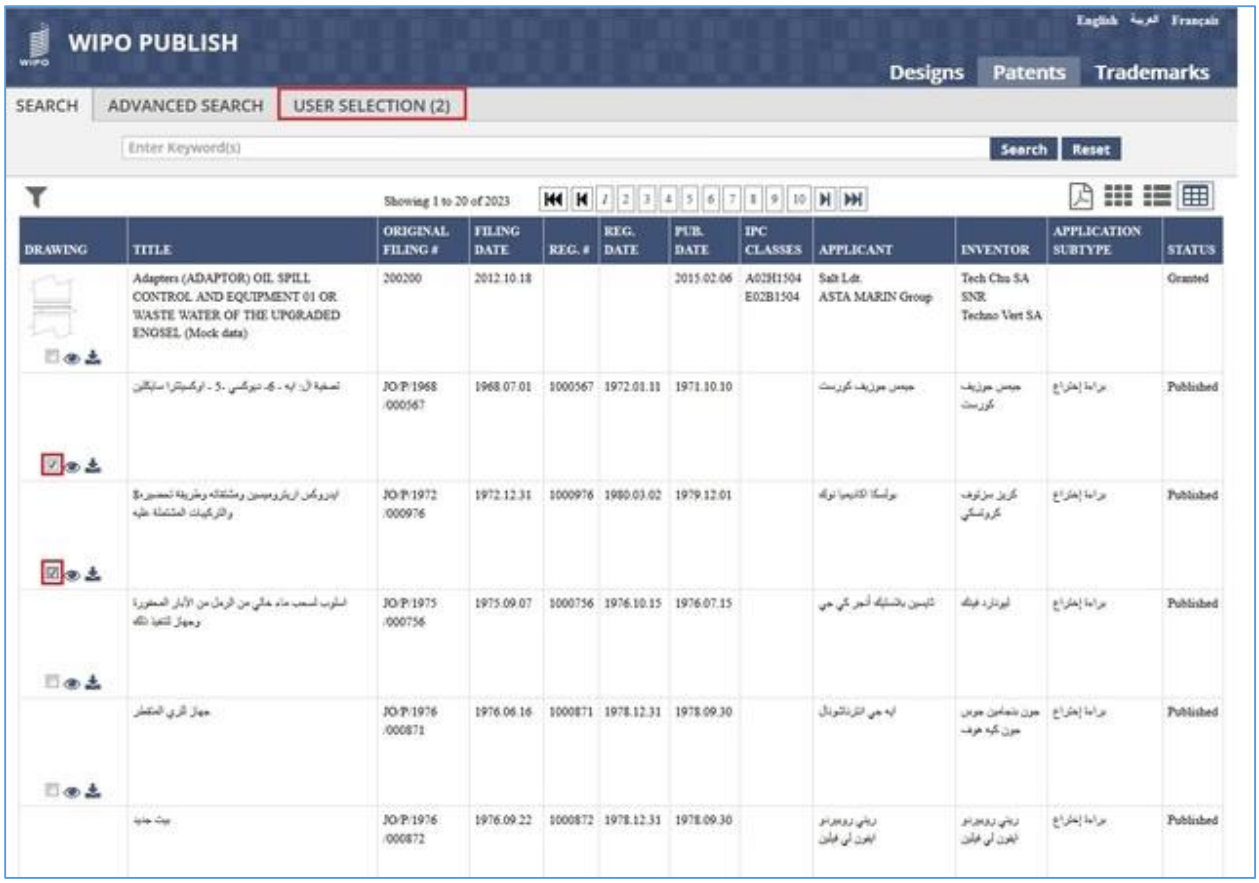

B. Perform a Keyword search and add the results to the User Selection List as highlighted in the screen below:

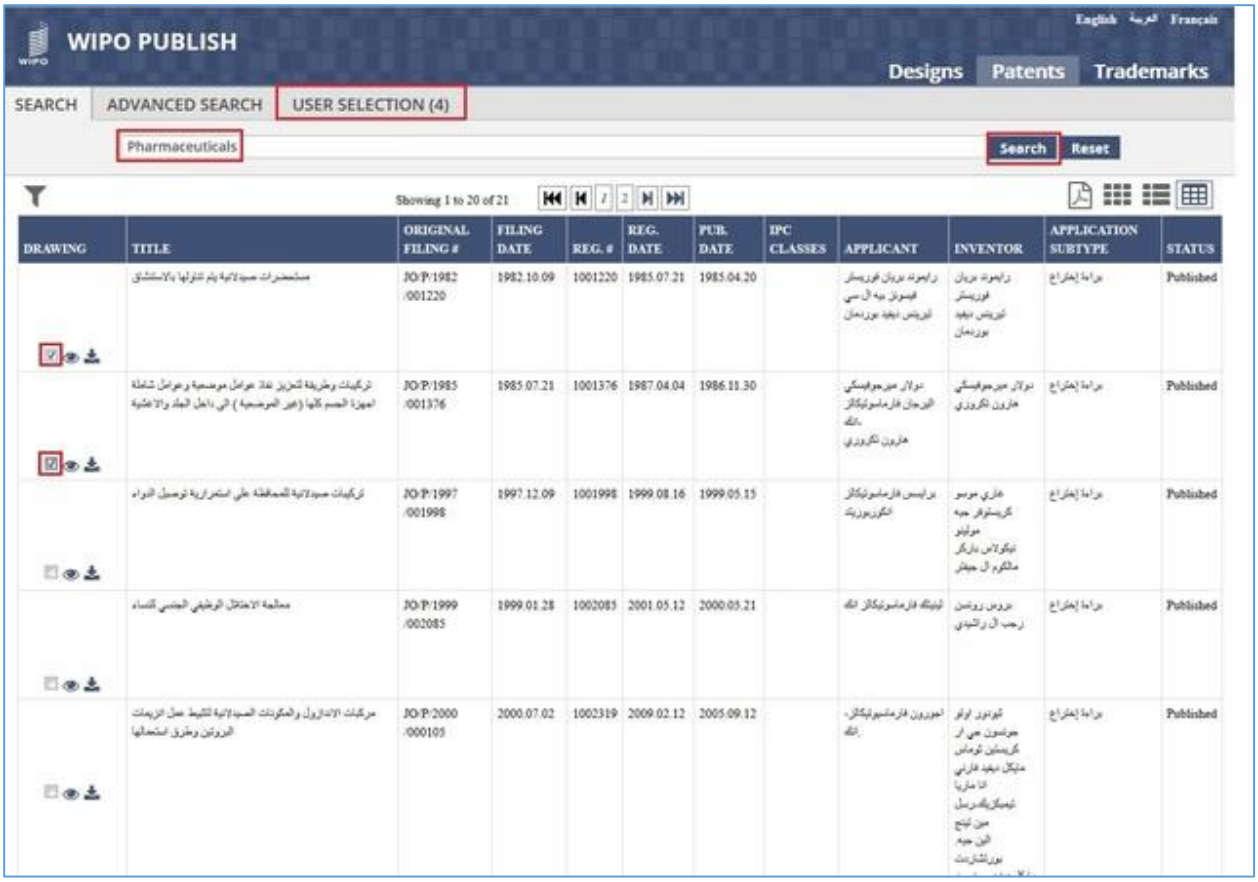

C. In the above screen, the search is performed for the Keyword “Pharmaceuticals”. Two of the applications from the search result are added to the User Selection List

D. Click on **User Selection** tab. The applications added to it are displayed as shown in the screen below. The Header of the tab also displays the no. of applications added to it (4 in this case)

E. Click on **Search Criteria** dropdown list. It displays the search criteria which was selected while adding the applications to the User Selection List.

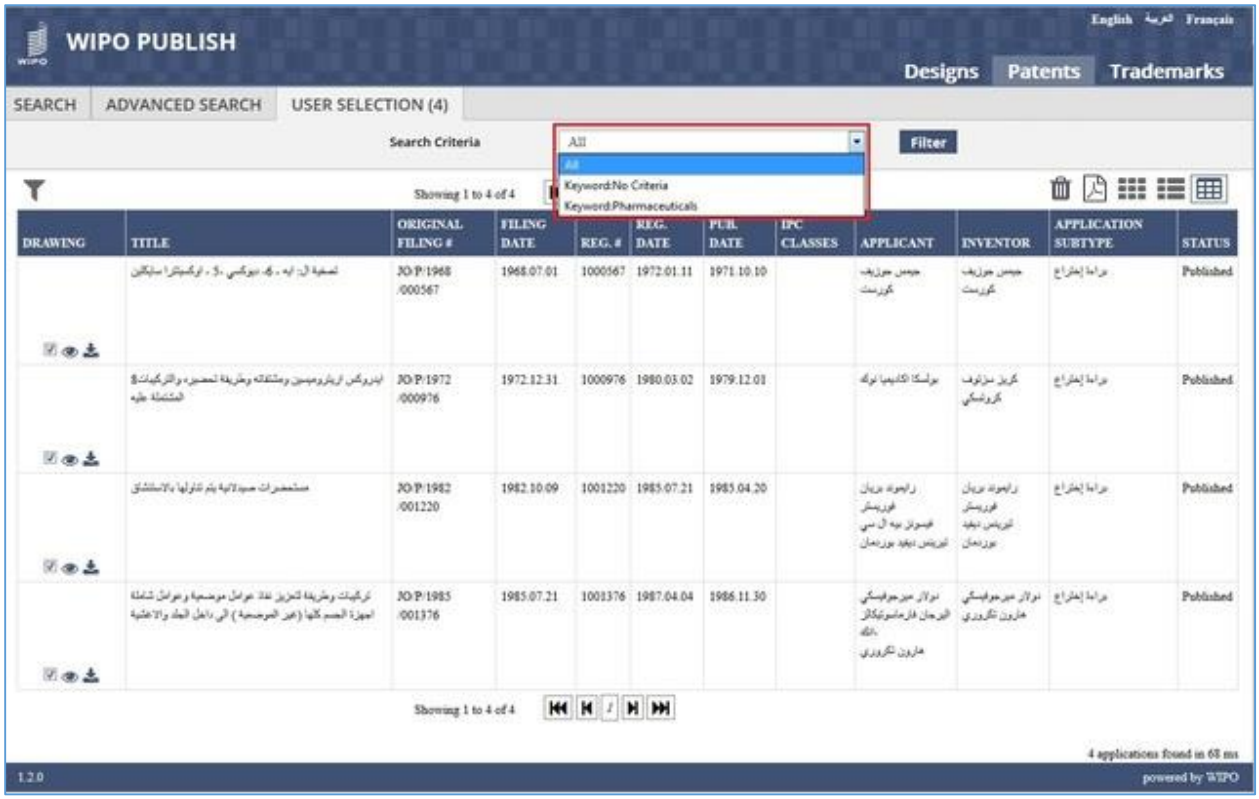

F. Select a specific search criteria and click on **Filter** button. The applications added to the User Selection List for the given search criteria are displayed as shown in the screen below:

G. Click on **Clear selection** icon.

H. All applications are removed (cleared) from the User Selection List

WIPO PUBLISH
English العربية Français
Designs
Patents
Trademarks
SEARCH
ADVANCED SEARCH
USER SELECTION (0)
Search Criteria
Filter
Showing 0 to 0 of 0
DRAWING
TITLE
ORIGINAL FILING #
FILING DATE
REG. #
REG. DATE
PUB. DATE
IPC CLASSES
APPLICANT
INVENTOR
APPLICATION SUBTYPE
STATUS
Showing 0 to 0 of 0
0 applications found in 43 ms
1.2.0
powered by WIPO

6.9 DOCUMENT SEARCH

This feature allows the user to perform Full Text Search operation within the content of the document uploaded into WIPO Publish in PDF Format. The Document search includes the usual full text search operators and options such as word distance and stemming. The user can filter the documents based on the search criteria. The steps to accomplish this feature are described below:

A. Click on **Document Search** tab as highlighted in the screen below:

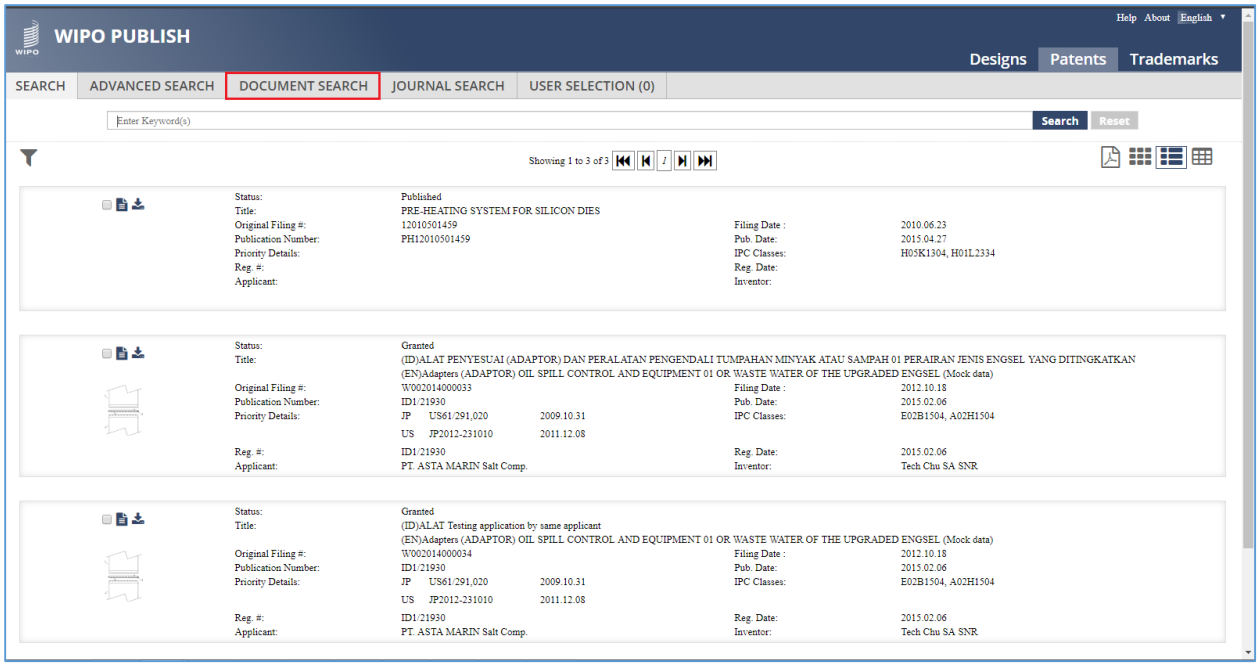

B. The Document Search screen is displayed listing the documents present in the system. The following details are shown:

1) Action
2) Document Name
3) Document Type
4) Format

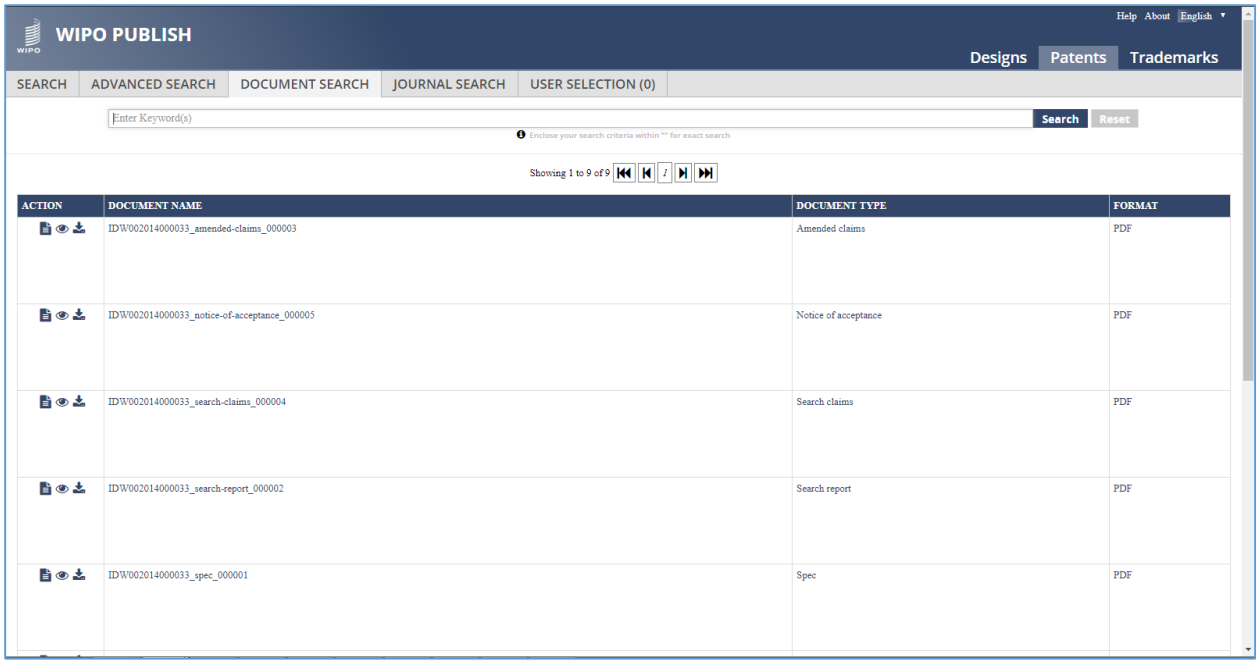

C. Specify the Keyword(s) to be searched in the document content in the text box and click on **Search** button as highlighted in the screen below. To find the exact match, enclose the keyword(s) within double quotes (“ “)

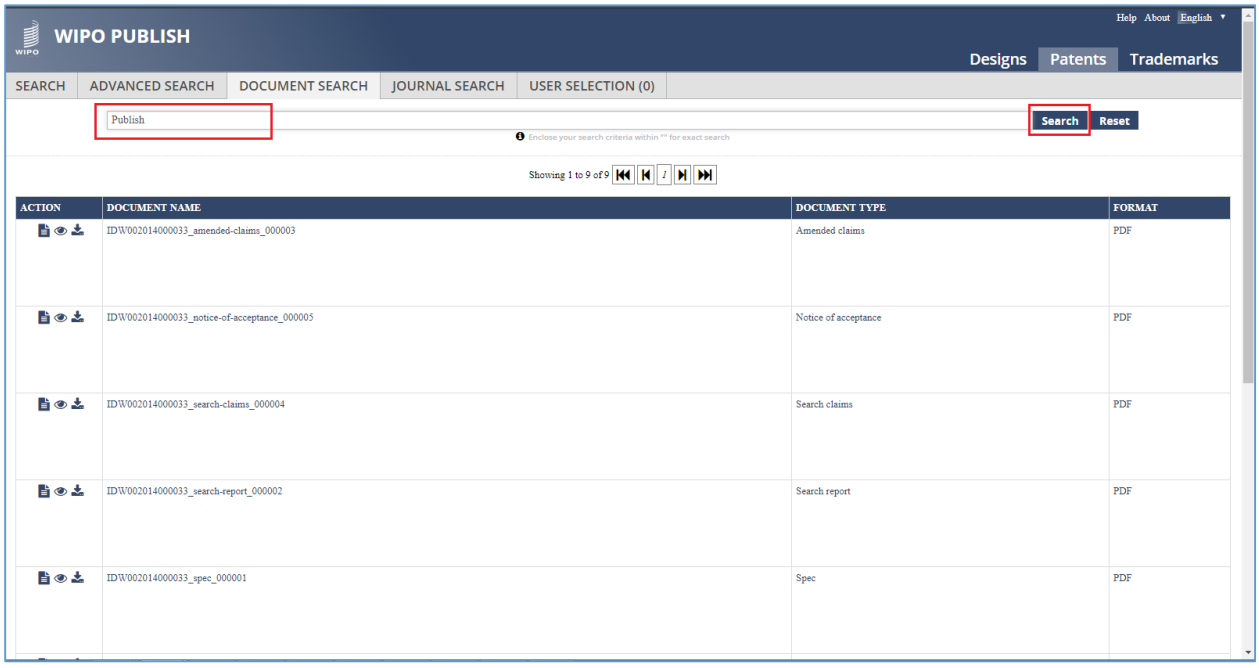

D. The documents fulfilling the search criteria are displayed. Click on the Eye icon as highlighted in the screen below to view the Document in Document Viewer

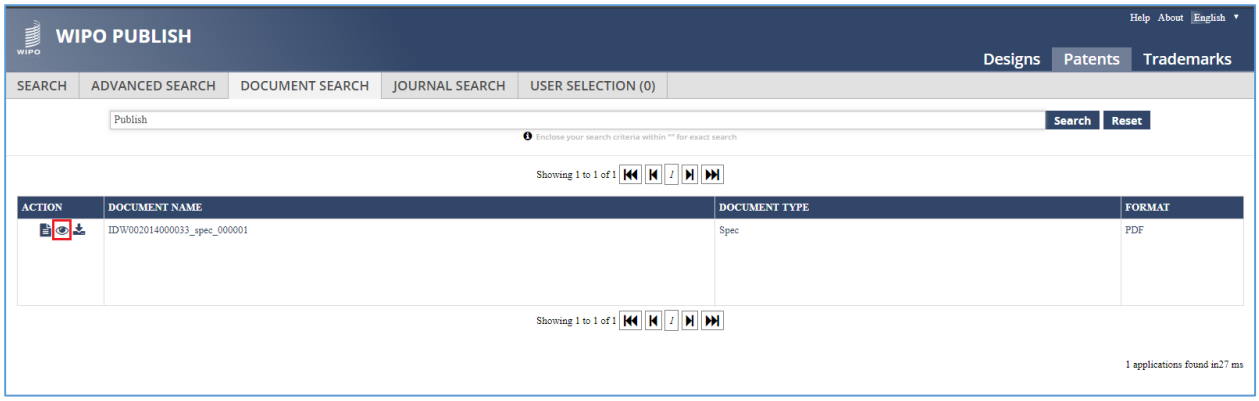

E. The Document is displayed in the Document Viewer containing the keyword as highlighted in the screen below:

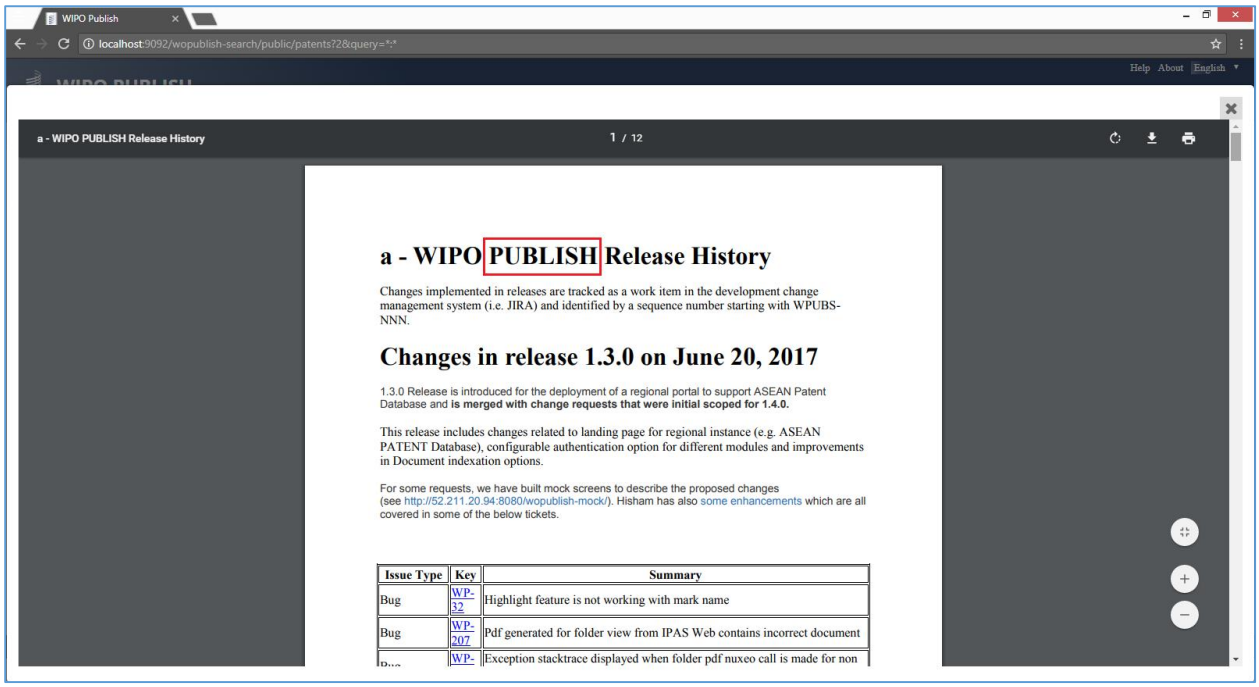

Note: The highlighting is done for demonstration purpose only. The system does not highlight the keyword in this feature

7. INDUSTRIAL DESIGNS SEARCH SCREEN

Click on the URL for Industrial Designs search screen. The following screen is displayed:

The different operations that can be performed on this screen are described in detail in the following sections:

7.1 LANGUAGE SWITCHING

This feature allows to switch between multiple languages. There is no restriction on the number of languages that will be displayed. Also selection of these languages is configurable.

In the given example, there are two languages: *Arabic* (local language of the IP Office) and *English*. The steps to accomplish this feature are described below:

A. Click on **English** link (top left corner) as highlighted in the screen below:

B. The Industrial Designs search screen is displayed in English language as shown in the screen below:

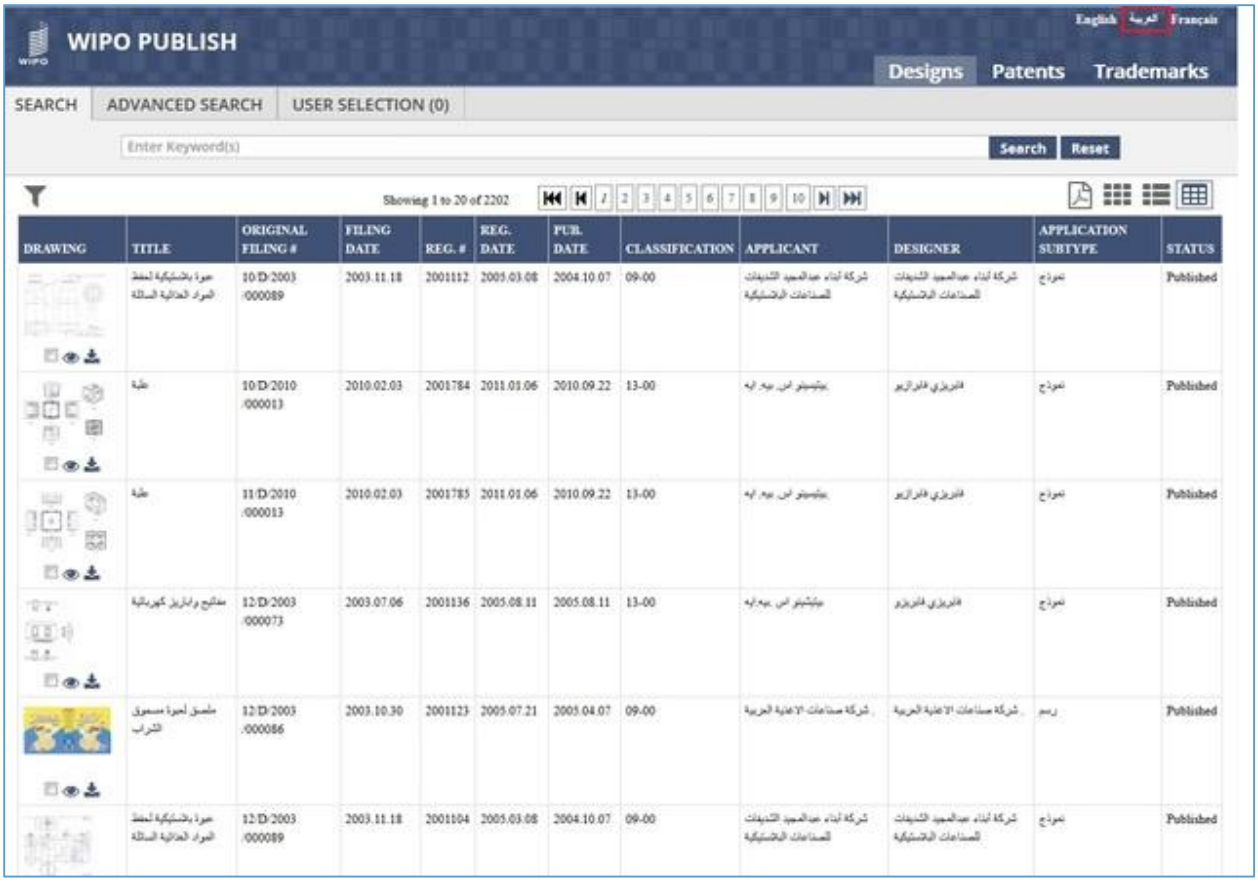

C. Click on العربية link (top right corner) as highlighted in the screen above. The Industrial Designs search screen is displayed in Arabic language as shown in the screen below:

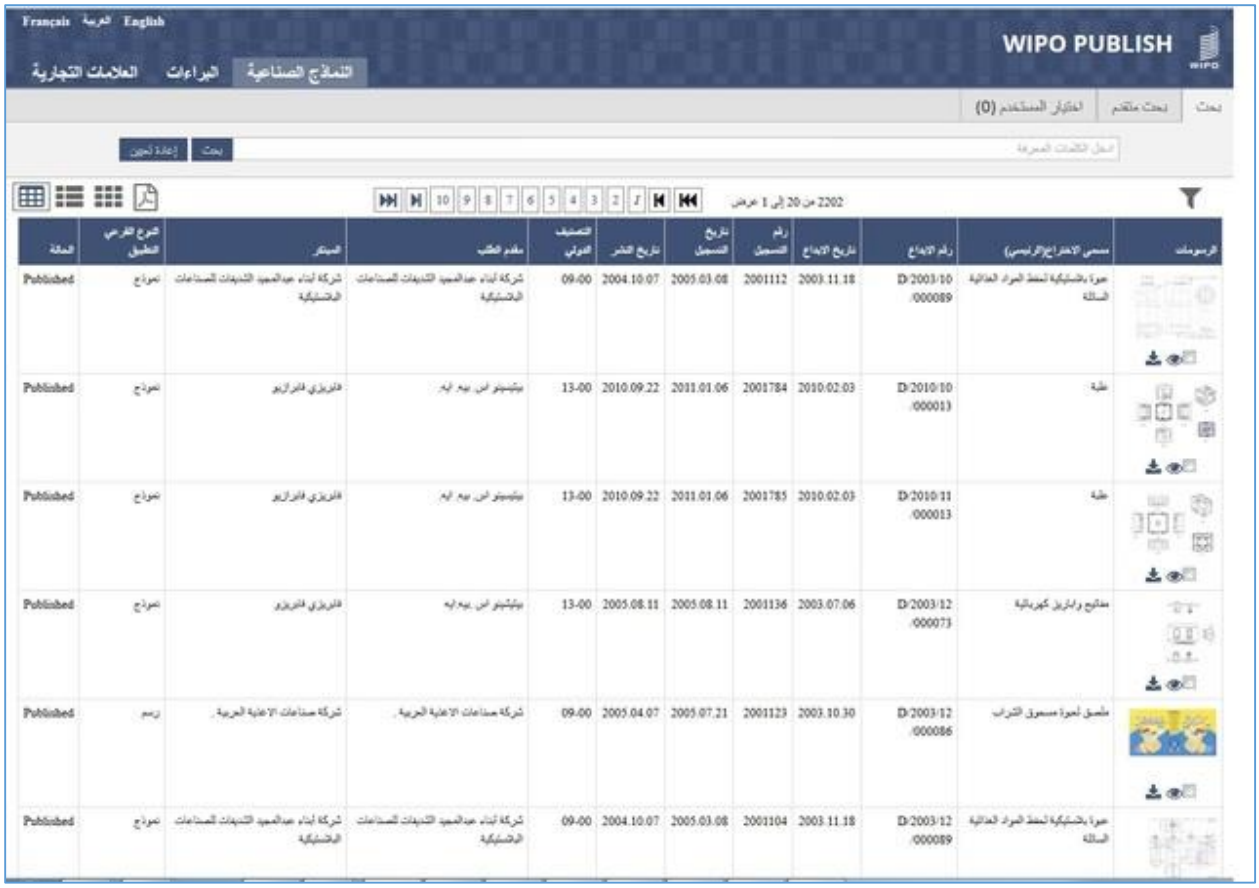

Note: The content on the screen is rendered from right to left for Arabic language.

7.2 FULL-TEXT SEARCH

This feature allows to search the published Industrial Design data based on a keyword. This search is **full-text** search which signifies that the specified keyword is searched across the entire bibliographic data of Industrial Designs and not just the name of the Industrial Design. However, this search does not allow searching the data based on the different Date type fields (E.g. Filing Date, Publication Date, Registration Date, etc.)

The steps to accomplish this feature are described below:

A. Specify the keyword to be searched in the search text box and click on “Search” button

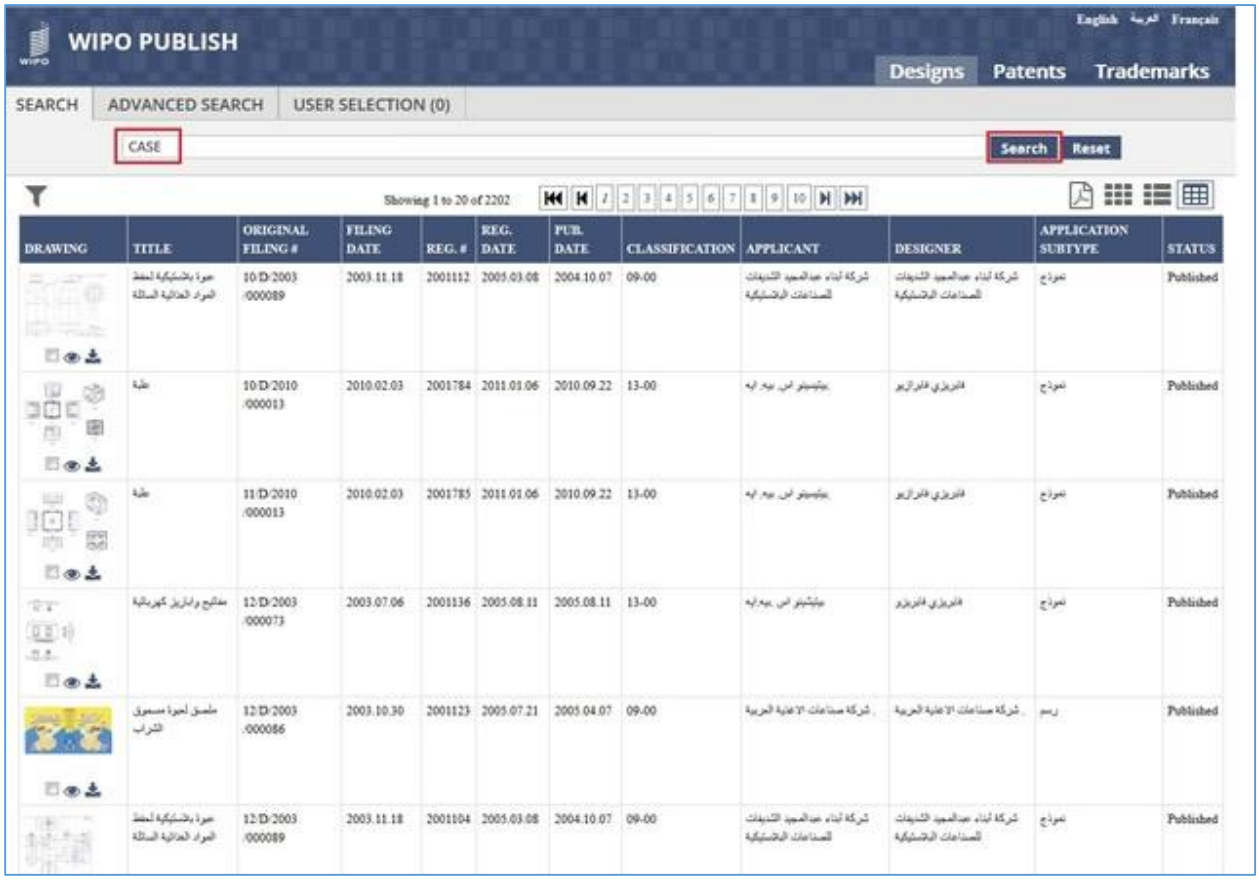

B. The Industrial Designs containing the keyword are displayed as shown in the screen below:

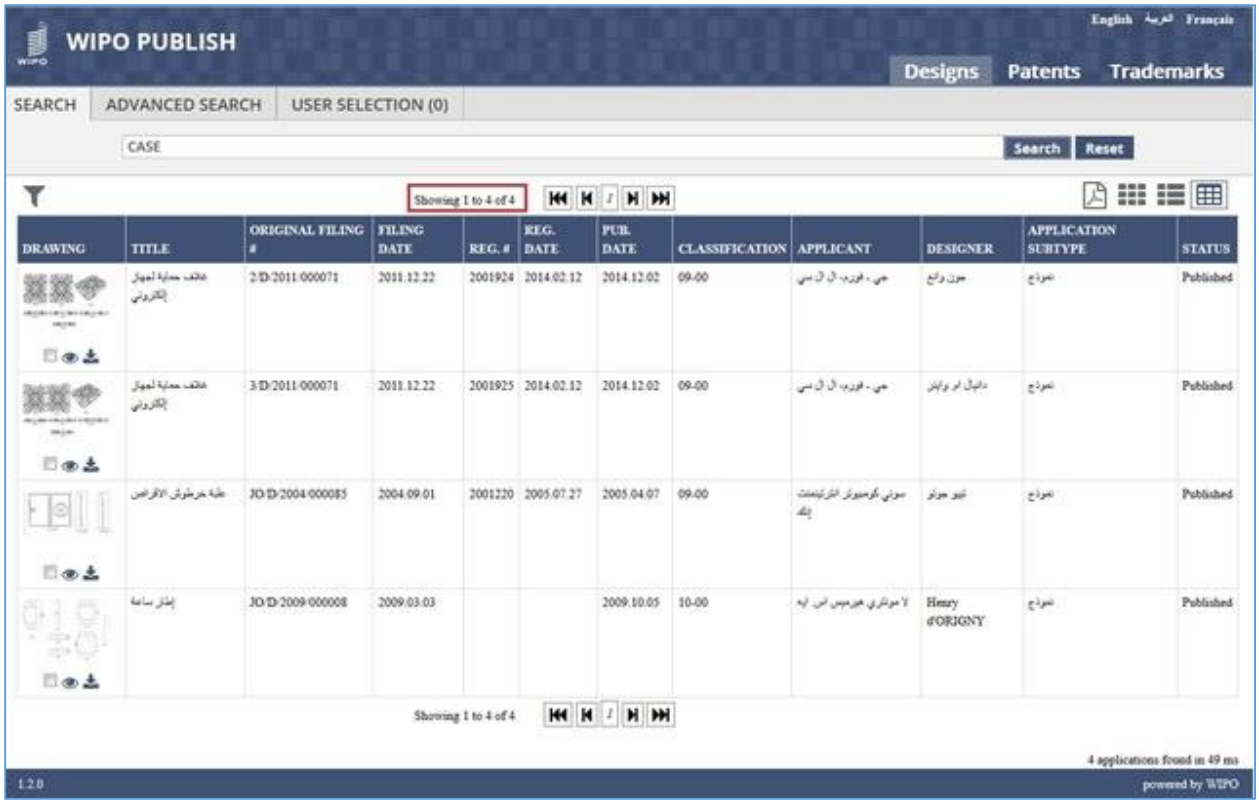

C. Click on **Reset** button as highlighted in the screen below to clear the specified search criteria.

D. The search text box is reset to blank and the search results are cleared as shown in the screen below:

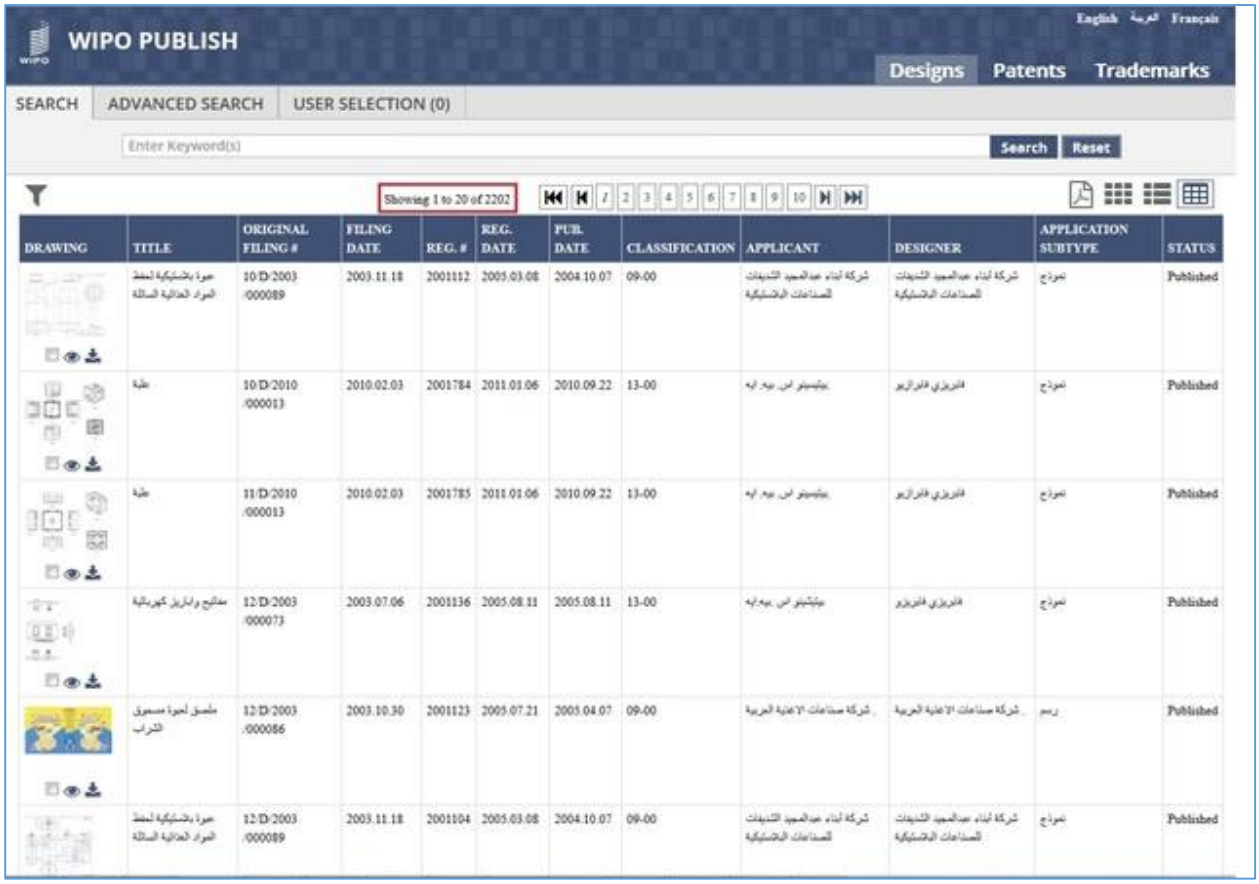

7.3 APPLYING FILTERS

This feature allows to curtail the search results by selecting one or multiple pre-defined filter options thereby improving the search functionality. The steps to accomplish this feature are described below:

A. Click on the *Funnel* icon as highlighted in the screen below to open the filter pane

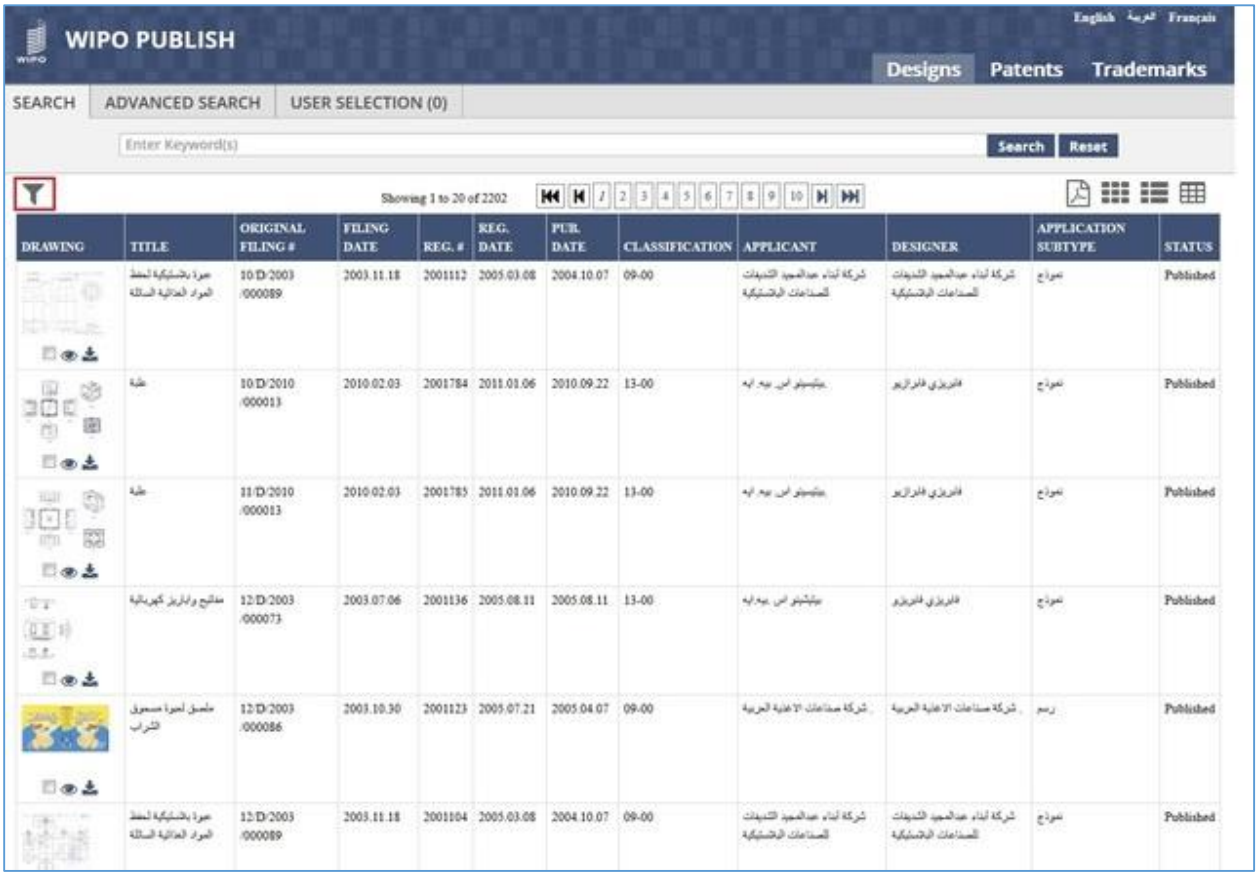

B. The filter pane contains various parameters with pre-specified values. Select the checkbox against the appropriate filter options. The selected filters are applied instantly and the search results are narrowed down as highlighted in the screen below (Search results narrowed down from **2202** to **113** on applying the filter of *Filing Date* of **2008**)

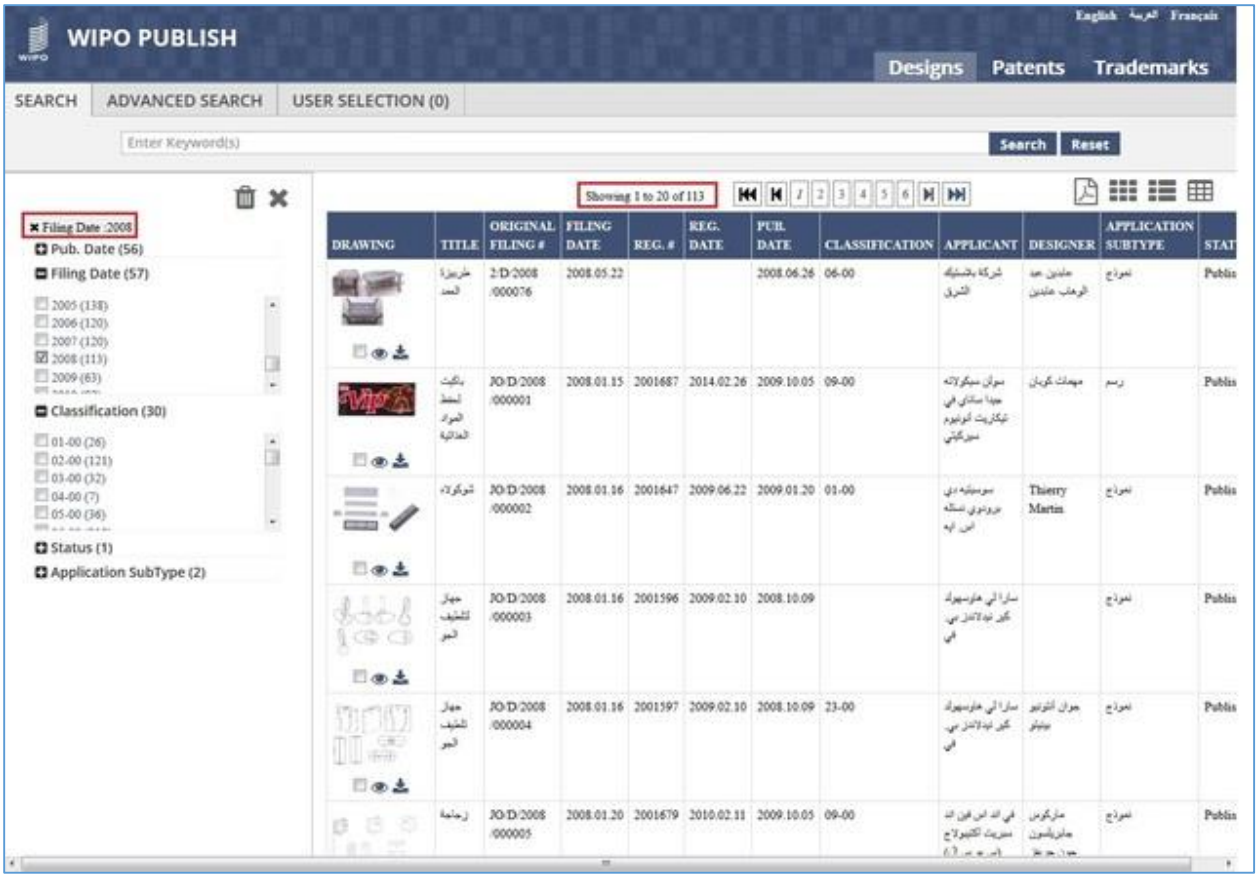

Note: The parameters which are displayed under the Filter pane are configurable

C. The applied filter is also displayed at the top of the Filter Pane as highlighted in the screen above

D. The user can remove the filter either by clicking the **"x"** icon against the filter label displayed at the top or by deselecting the corresponding checkbox as highlighted in the screen below:

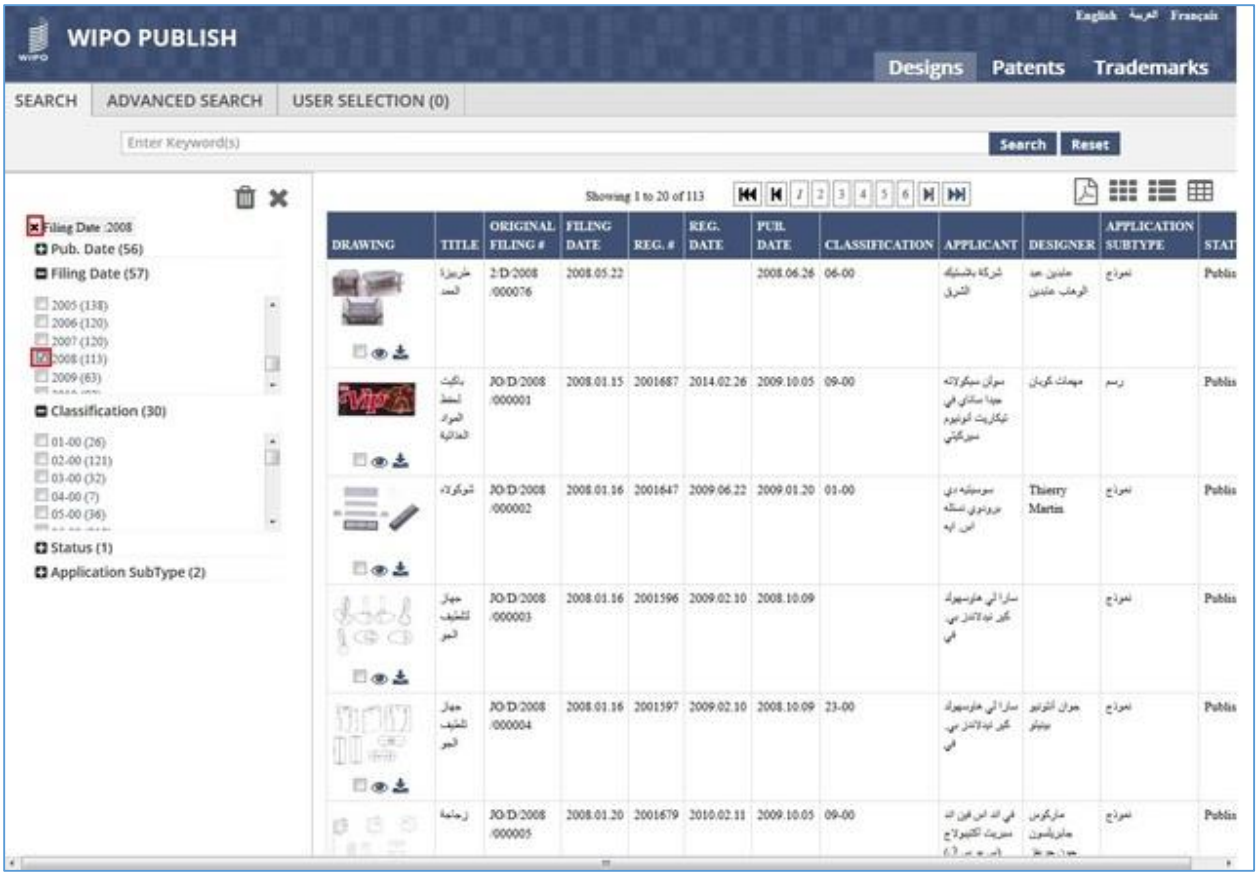

E. Multiple filter options can be applied simultaneously to narrow down the search results considerably. This is evident in the screen below which displays a single search result after application of two filters as follows:

Sr.	Filter Name	Filter Value
1	Filing Date	2008
2	Classification	03-00

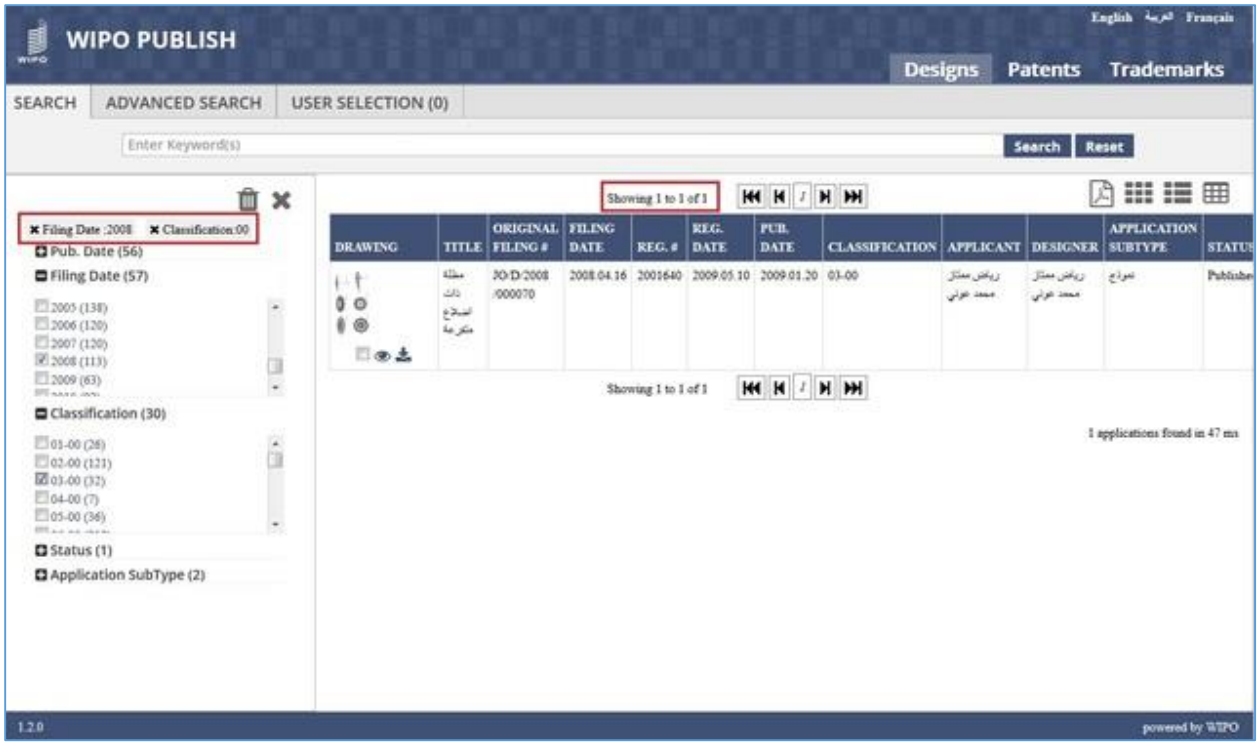

F. To clear all applied filters, click on the **bin** icon as highlighted in the screen below:

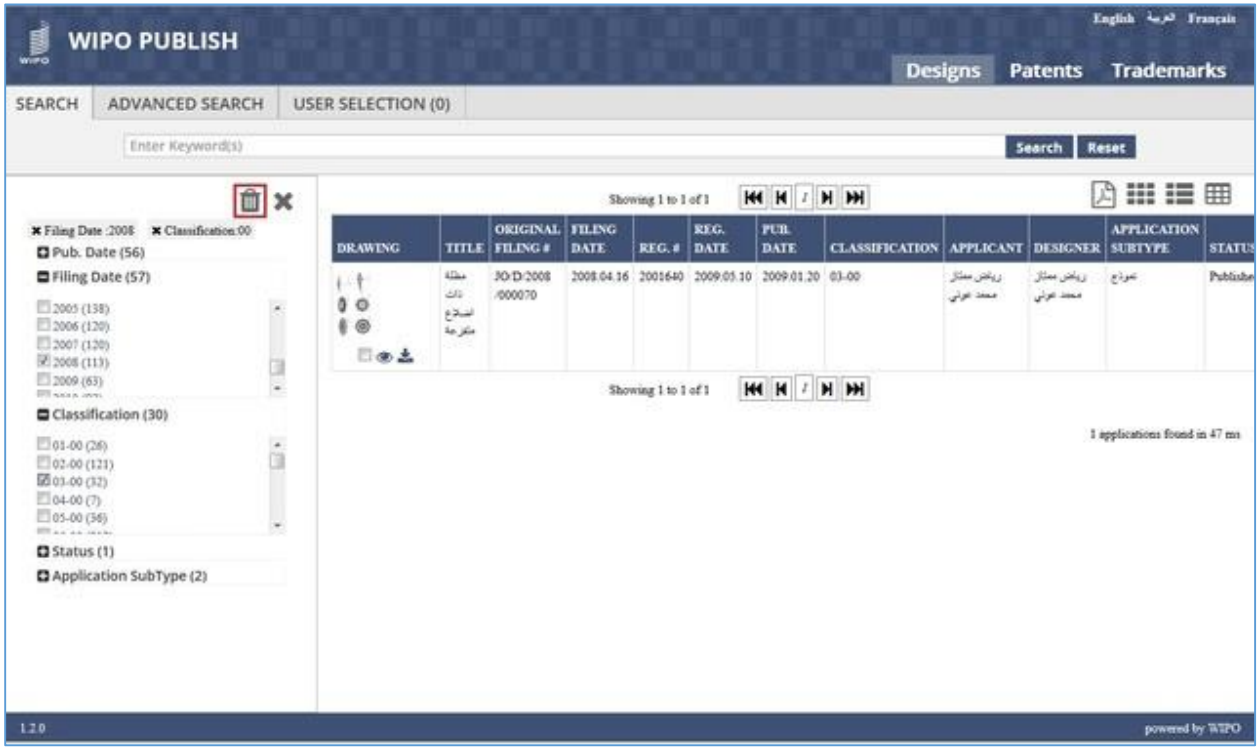

G. The filters are cleared as shown in the screen below:

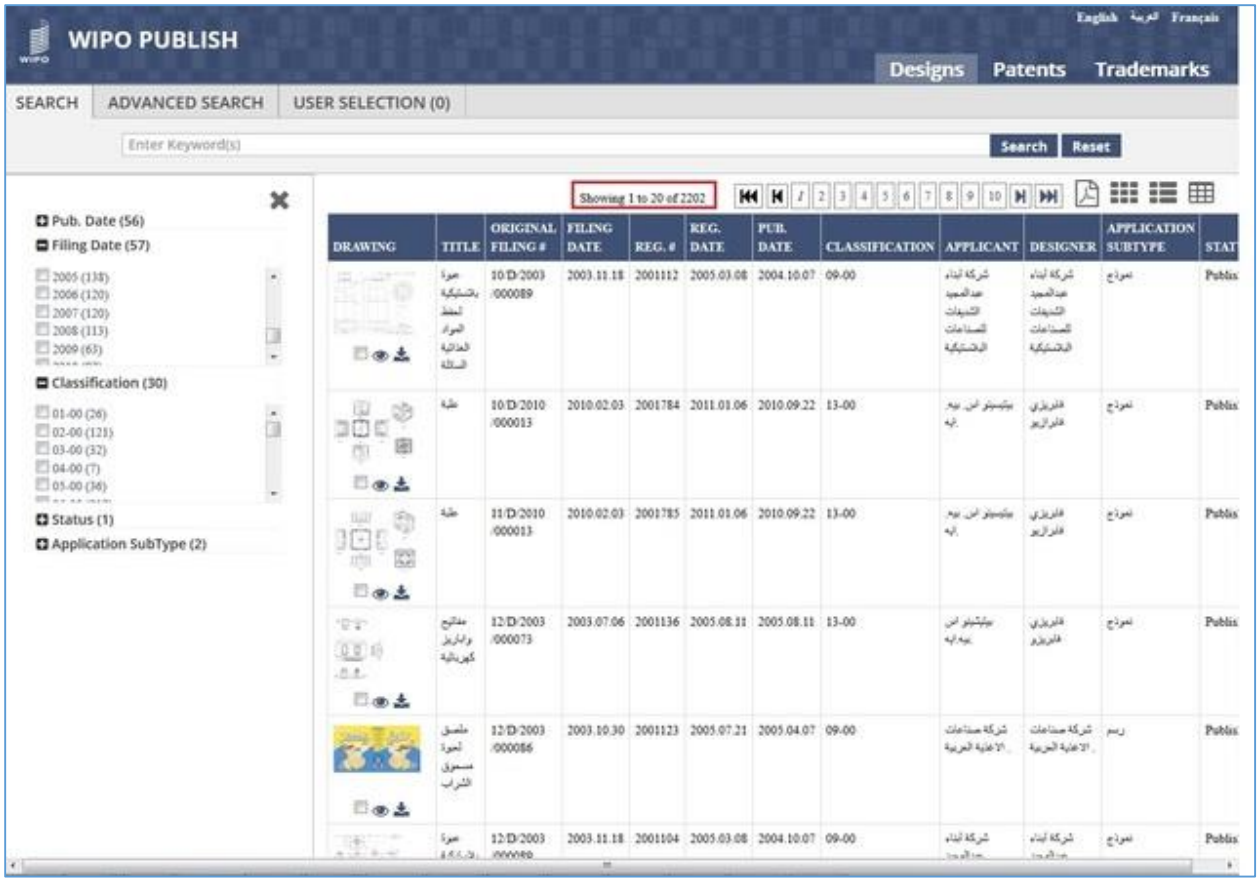
WIPO PUBLISH
English العربية Français
Designs Patents Trademarks
SEARCH ADVANCED SEARCH USER SELECTION (0)
Enter Keyword(s)
Search Reset
Showing 1 to 20 of 2202
Pub. Date (56)
Filing Date (57)
2005 (138)
2006 (120)
2007 (120)
2008 (113)
2009 (63)
Classification (30)
01-00 (26)
02-00 (121)
03-00 (32)
04-00 (7)
05-00 (36)
Status (1)
Application SubType (2)
DRAWING
TITLE
ORIGINAL FILING #
FILING DATE
REG. #
REG. DATE
PUB. DATE
CLASSIFICATION
APPLICANT
DESIGNER
APPLICATION SUBTYPE
STAT

7.4 VIEW SWITCHING

This feature allows to change the layout which displays the search results. The user can select from a set of pre-defined layouts / views. The steps to accomplish this feature are described below:

A. Click on the *Grid View* icon as highlighted in the screen below:

B. The search results are displayed as a Grid with each square containing details regarding an individual Industrial Design application. The details include:

1) Industrial Design Image (If the image doesn't exist, blank screen is displayed)
2) Industrial Design application number
3) Checkbox to add the application to User Selection List
4) Link to view Industrial Design details
5) Link to download Industrial Design details

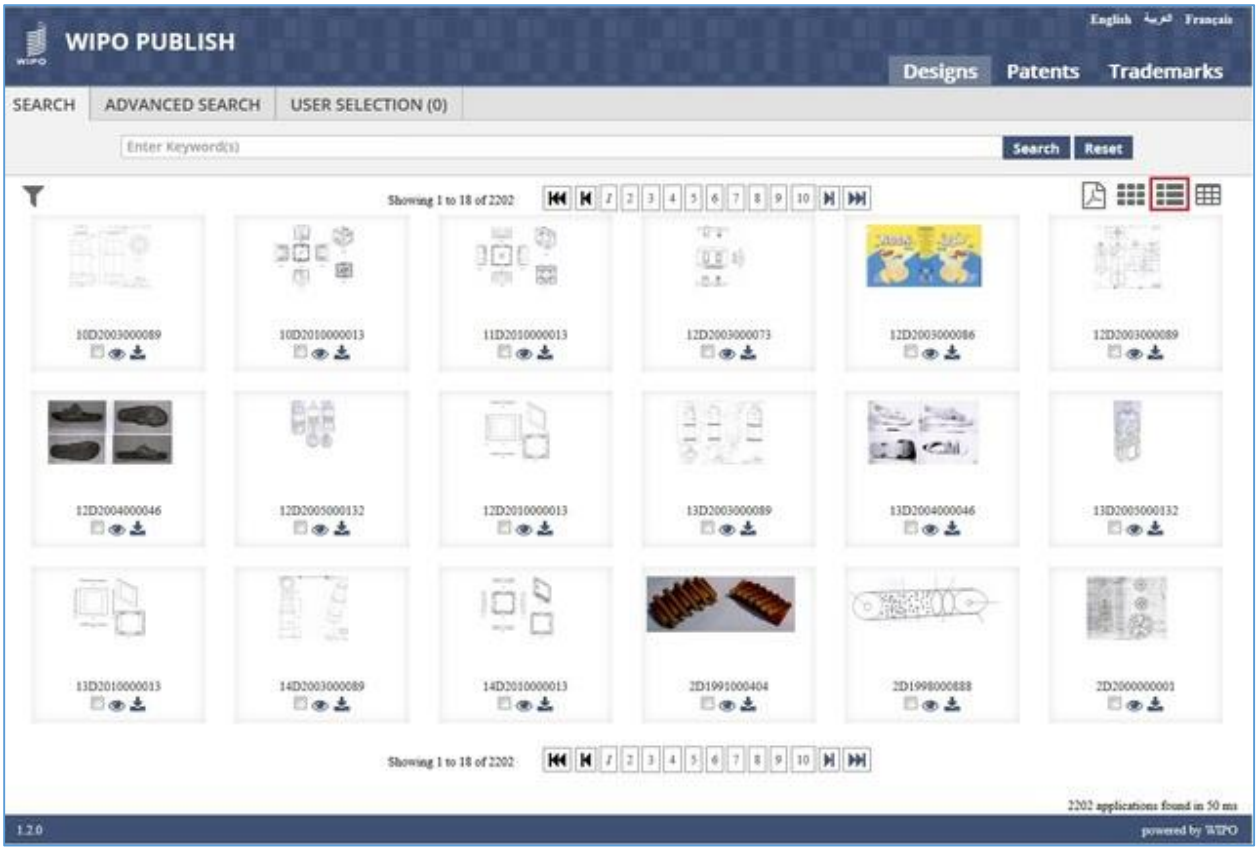

C. Click on *List View* icon as highlighted on the screen above. The search results are displayed as a List of Industrial Design applications containing the following details:

1) Industrial Design Image (If the image doesn't exist, blank screen is displayed)
2) Checkbox to add the application to User Selection List
3) Link to view Industrial Design details
4) Link to download Industrial Design details
5) Status of Industrial Design application
6) Industrial Design Title in Local language
7) Industrial Design application filing number
8) Industrial Design application filing date
9) Industrial Design application publication number
10) Industrial Design application publication date
11) Industrial Design Priority details
12) Industrial Design application classification
13) Applicant name in Local language
14) Designer name in Local language

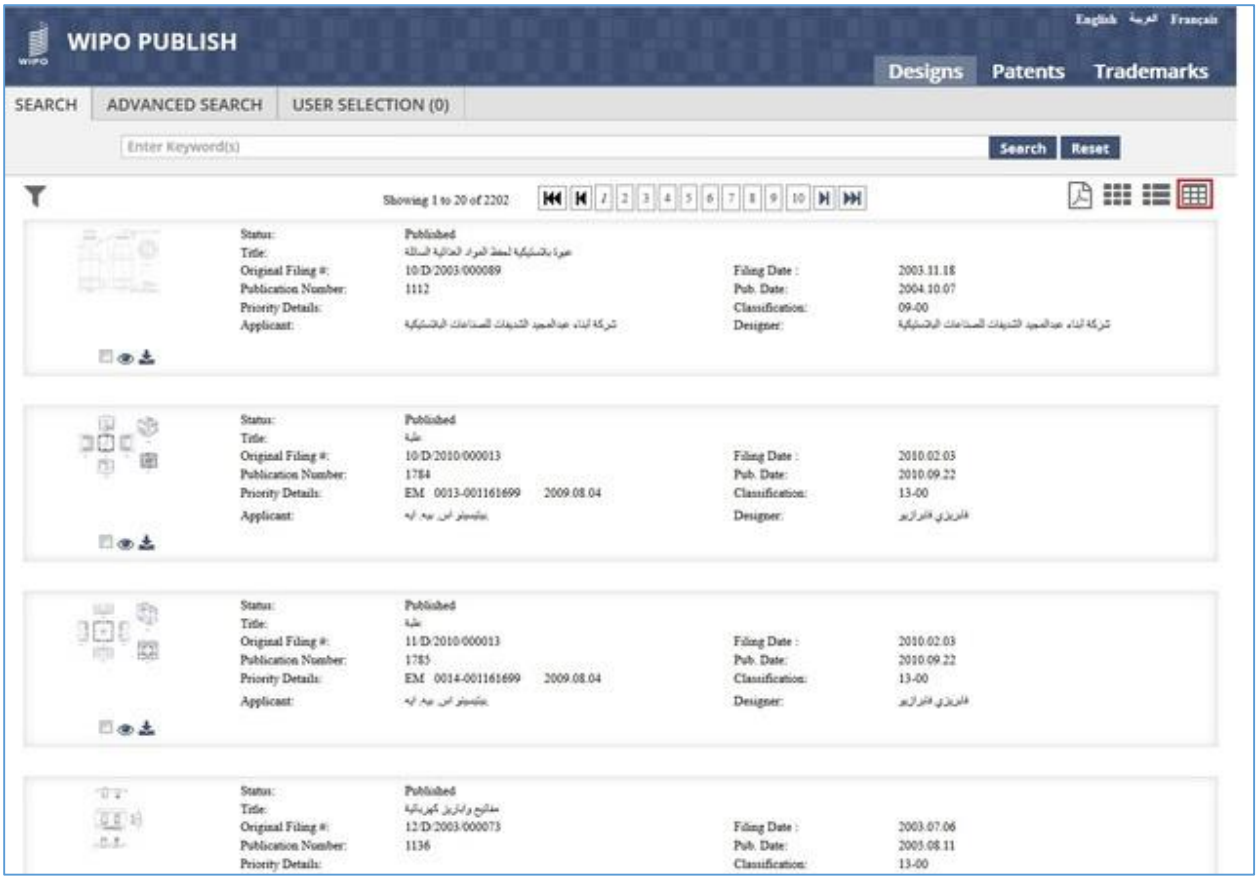

Note: The fields which are displayed under the List view are configurable

D. Click on *Table View* icon as highlighted on the screen above. The search results are displayed in a tabular format containing the following details:

1) Industrial Design Image (If the image doesn't exist, blank screen is displayed)
2) Checkbox to add the application to User Selection List
3) Link to view Industrial Design details
4) Link to download Industrial Design details
5) Industrial Design Title in Local language
6) Industrial Design application filing number
7) Industrial Design application filing date
8) Industrial Design application registration number
9) Industrial Design application registration date
10) Industrial Design application publication date
11) Industrial Design application classification
12) Applicant name in Local language
13) Designer name in Local language
14) Industrial Design Application Subtype

15) Status of Industrial Design application

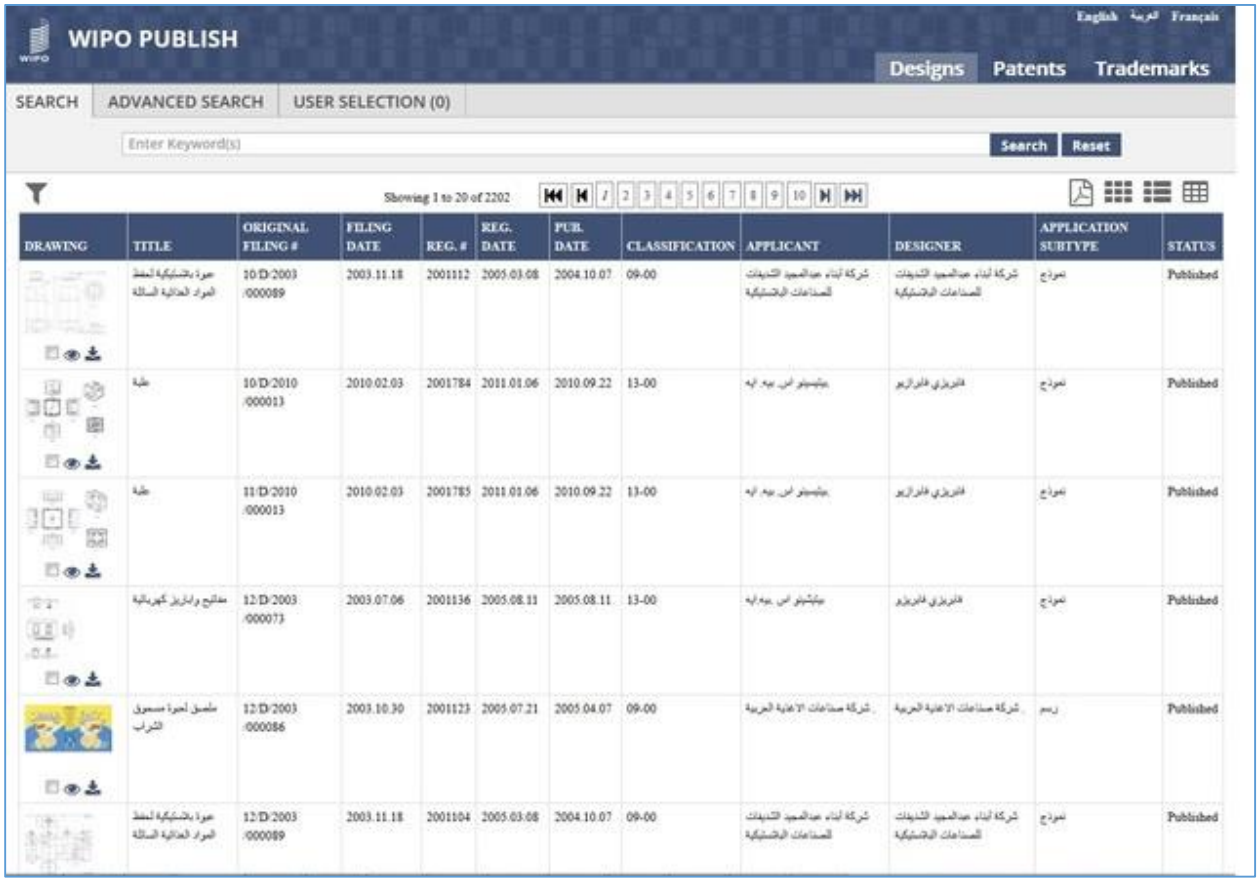

Note: The fields which are displayed under the Table view are configurable

7.5 VIEW / DOWNLOAD DETAILS

This feature allows to view and download the detailed information regarding a specific Industrial Design application. The steps to accomplish this feature are described below:

A. To view the detailed information regarding an Industrial Design application, click either anywhere on the row, including the Drawing image (Table and List View) or on the Logo image (Grid View) or on the *Eye* icon (Any View) as highlighted in the screen below:

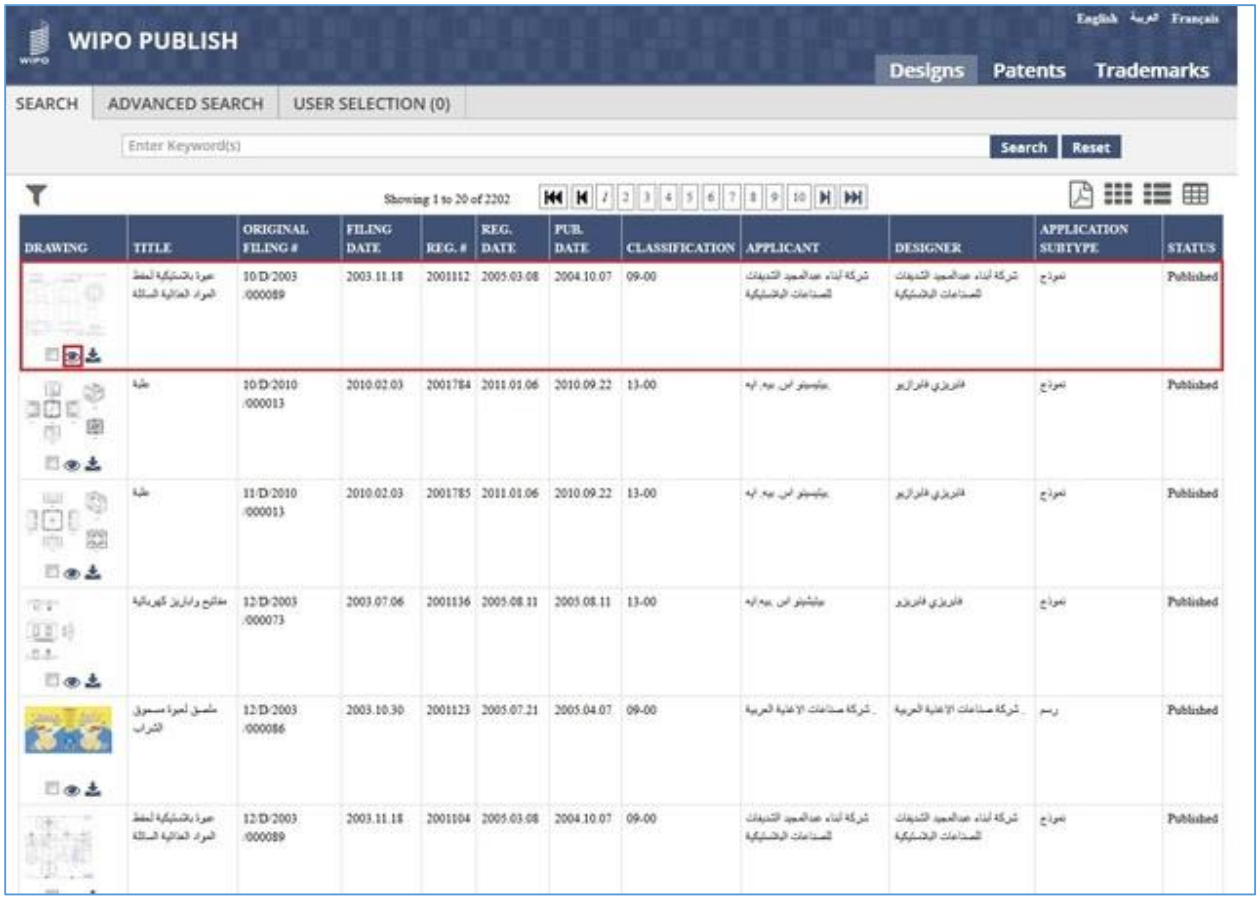

B. The detailed information regarding the Industrial Design is displayed in a new browser tab. It contains two tabs: **Bibliographic** and **Status.** The Bibliographic tab contains the following details:

1) Application Type
2) Application Subtype
3) Industrial Design application registration number & date
4) Status of Industrial Design application
5) Industrial Design application filing number & date
6) Industrial Design application publication date

7) Industrial Design Priority details
8) Industrial Design application classification
9) Applicant name in Local language
10) Designer name in Local language
11) Representative name in Local language
12) Industrial Design Title in Local language
13) Industrial Design Abstract
14) Design Nature
15) Design Claims
16) Drawing (If the drawing doesn't exist, blank screen is displayed)

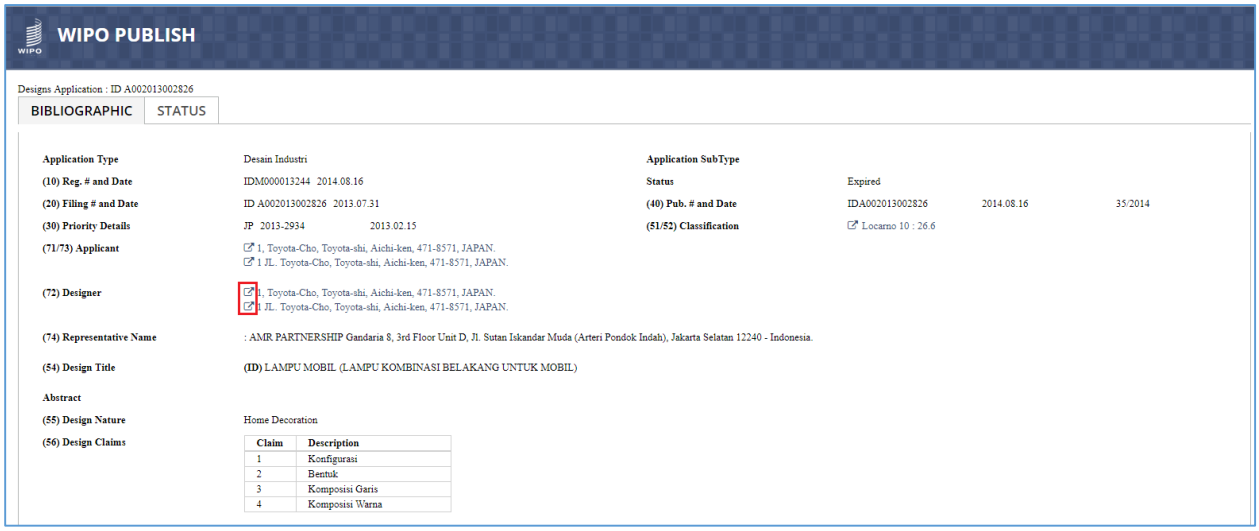

C. To view the list of applications filed by the same Designer, click on the icon as highlighted in the screen above

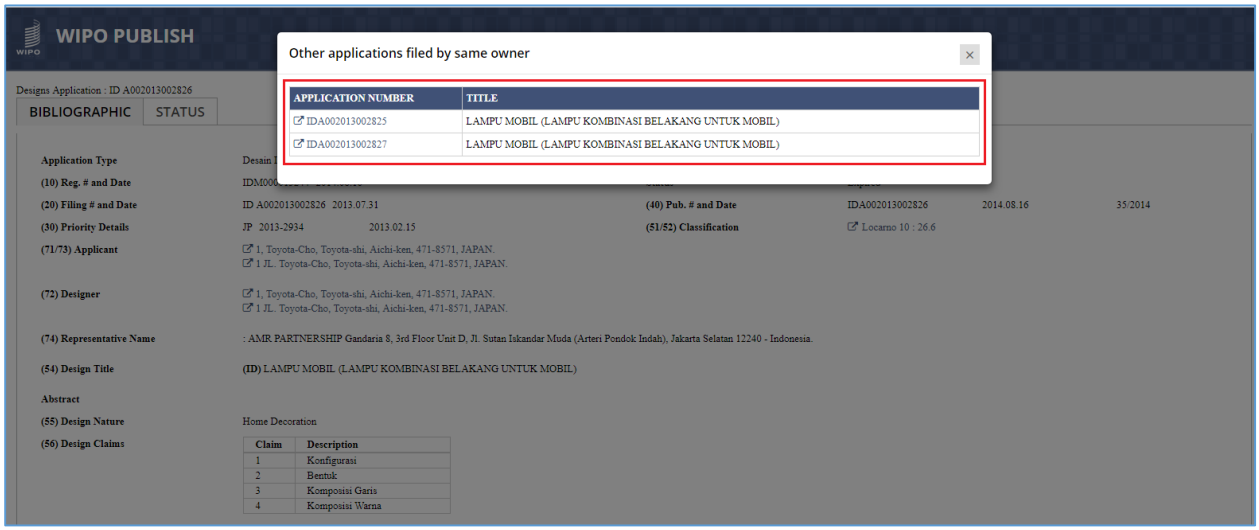

D. The list of applications filed by the same Designer is displayed in a pop-up window as highlighted in the screen above

E. Click on *Status* tab as highlighted on the screen above. The history of the legal statuses containing the following details is displayed as shown in the screen below:

1) Legal Status
2) Legal Status Date

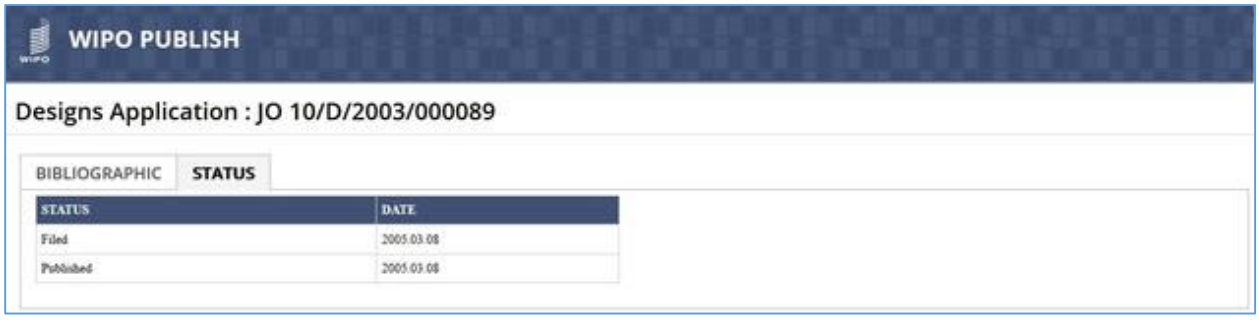

Note: The fields which are displayed under both tabs are configurable

F. Click on *Download* icon as highlighted on the screen below:

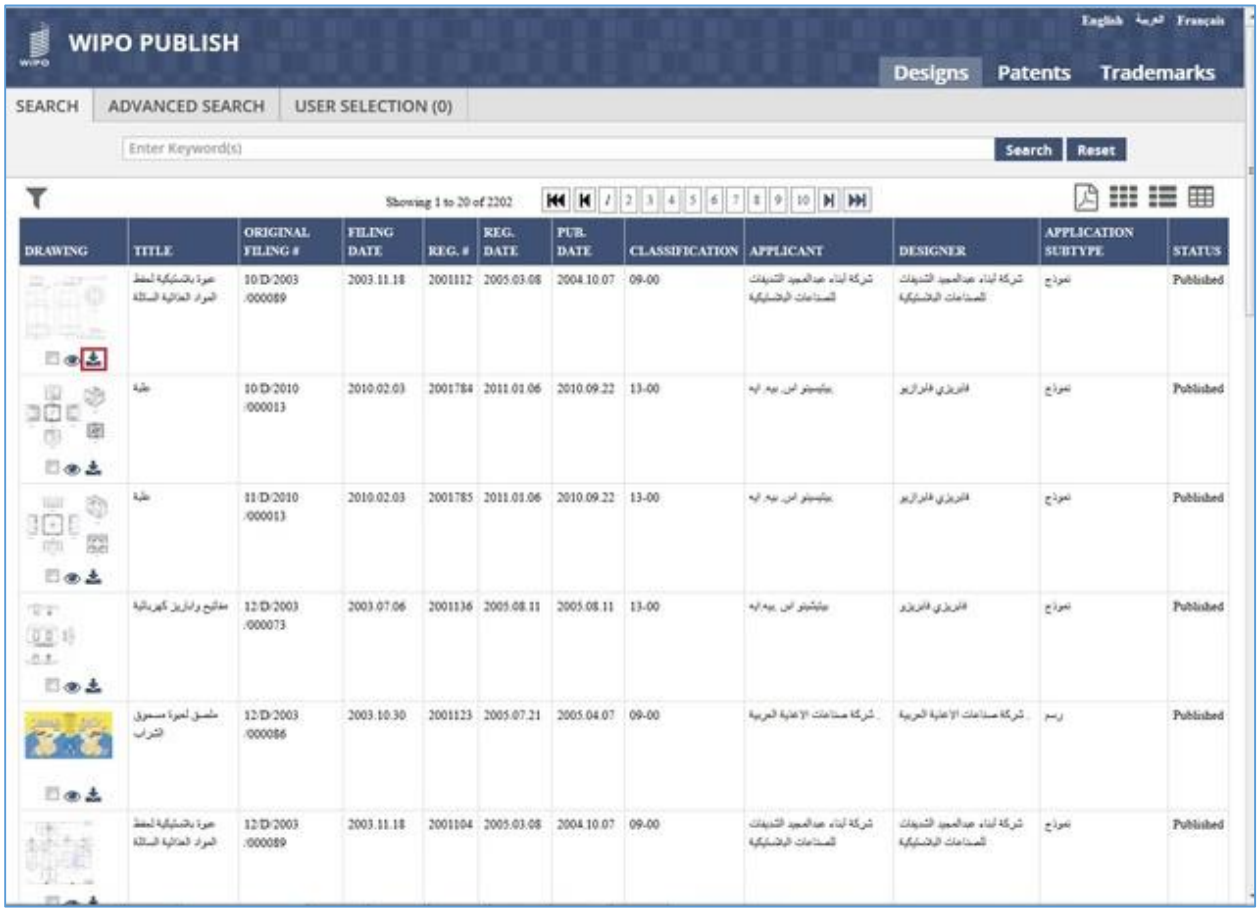

G. The system displays a dialog box to Open / Save the XML file containing the Industrial Design details as highlighted in the screen below:

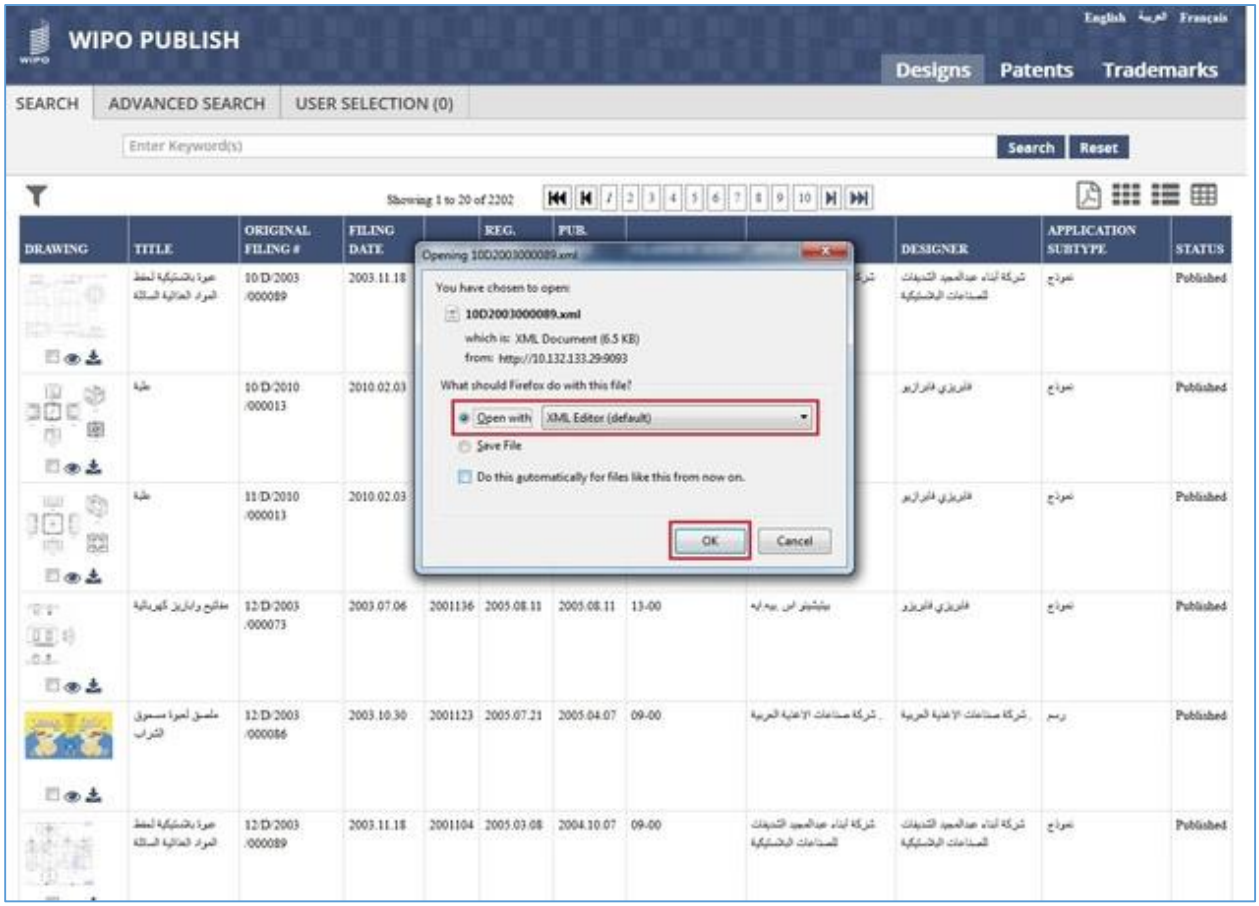

H. Select the appropriate option and click on **OK** button. The Industrial Design details are displayed in XML format as shown in the screen below:

```
<?xml version="1.0" encoding="UTF-8"?>
- <Transaction xmlns:wo="http://www.wipo.int/standards/XMLSchema/wo-designs" xmlns="http://www.wipo.int/standards/XMLSchema/designs">
  - <DesignTransactionBody>
    - <TransactionContentDetails>
        <TransactionIdentifier>D</TransactionIdentifier>
        <TransactionCode>نموذج صناعي</TransactionCode>
        <TransactionSubCode>نموذج</TransactionSubCode>
      - <TransactionData>
        - <DesignApplicationDetails>
          - <DesignApplication>
              <RegistrationOfficeCode>JO</RegistrationOfficeCode>
              <DesignApplicationNumber>10/D/2003/000089</DesignApplicationNumber>
              <DesignApplicationDate>2003-11-18</DesignApplicationDate>
              <DesignApplicationLanguageCode>ar</DesignApplicationLanguageCode>
            - <DesignDetails>
              - <Design>
                  <DesignIdentifier/>
                  <RegistrationNumber>2/001112</RegistrationNumber>
                  <RegistrationDate>2005-03-08</RegistrationDate>
                  <DesignDescription/>
                  <DesignCurrentStatusDate>2005-03-08</DesignCurrentStatusDate>
                - <DesignRepresentationSheetDetails>
                  - <DesignRepresentationSheet>
                      <RepresentationSheetFilename>DRAWINGS_1_10D2003000089.jpg</RepresentationSheetFilename>
                    </DesignRepresentationSheet>
                  </DesignRepresentationSheetDetails>
                - <IndicationProductDetails>
                  - <IndicationProduct>
                      <ClassificationKindCode>Locarno</ClassificationKindCode>
                      <ClassificationVersion>10</ClassificationVersion>
                    - <ClassDescriptionDetails>
                      - <ClassDescription>
                          <ClassNumber>09-00</ClassNumber>
                          <ProductDescription>Packages and containers for the transport or handling of goods || العبوات والحاويات المعدة لنقل ومناولة
                            البضائع</ProductDescription>
                        </ClassDescription>
                      </ClassDescriptionDetails>
                    </IndicationProduct>
                  </IndicationProductDetails>
                - <PublicationDetails>
                  - <Publication>
                      <PublicationDate>2004-10-07</PublicationDate>
                    </Publication>
                  </PublicationDetails>
                - <ApplicantDetails>
                  - <Applicant>
                    - <ApplicantAddressBook>
                      - <FormattedNameAddress>
                        - <Name>
                          - <FreeFormatName>
                            - <FreeFormatNameDetails>
                                <FreeFormatNameLine languageCode="ar">شركة آباء عبدالمجيد للصناعات البلاستيكية</FreeFormatNameLine>
```

7.6 ADVANCED SEARCH

This feature allows to search the published Industrial Design data by specifying multiple parameters simultaneously. This facilitates more precise search than the full text search. The Industrial Design applications fulfilling all the search criteria are displayed. The steps to accomplish this feature are described below:

A. To perform advanced search, click on “Advanced Search” tab as highlighted in the screen below:

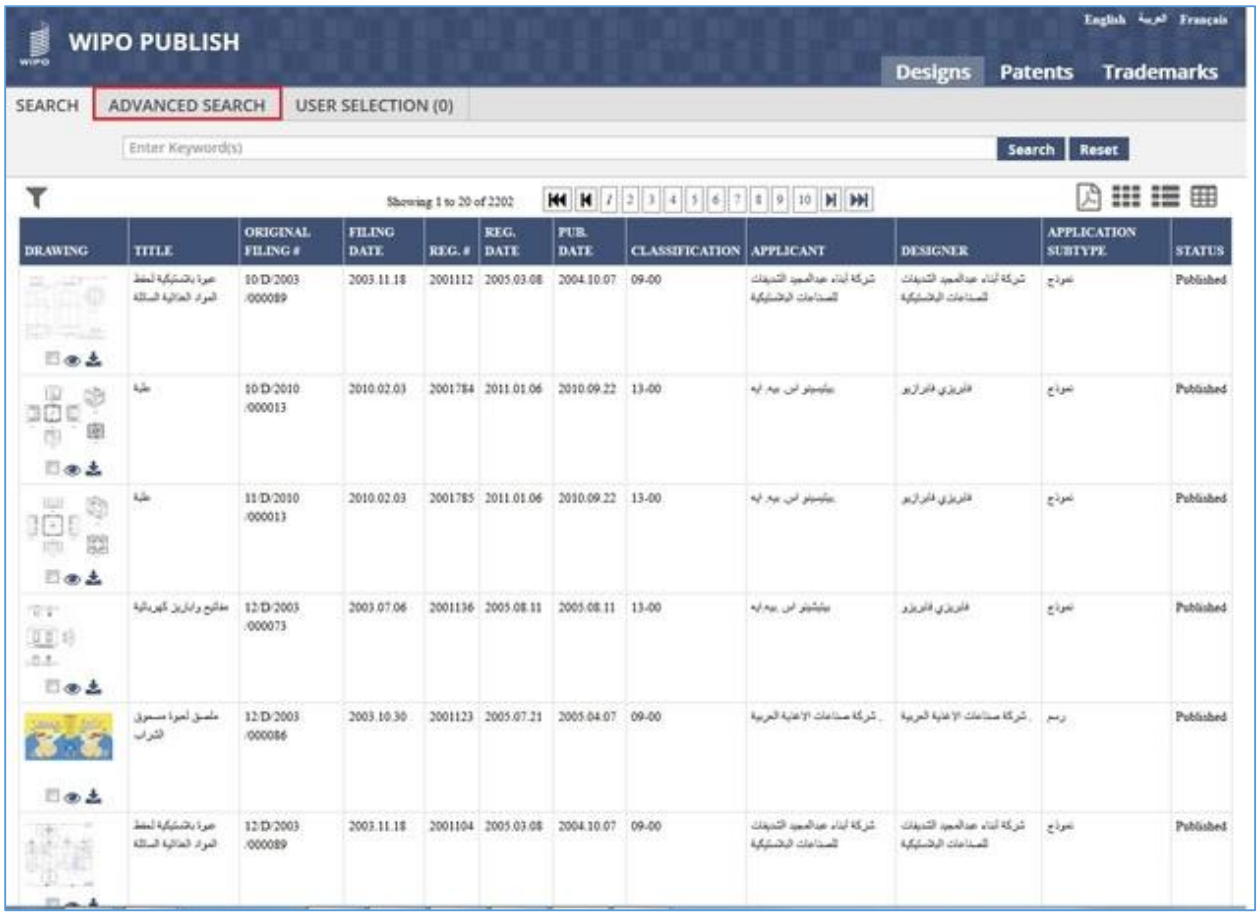

B. The ‘Advanced Search’ screen is displayed with the following pre-specified search parameters:

1) Original Filing Number
2) Industrial Design Title in local language
3) Filing Date

These parameters can be modified by clicking on “-/+ Fields” button as highlighted in the screen below:

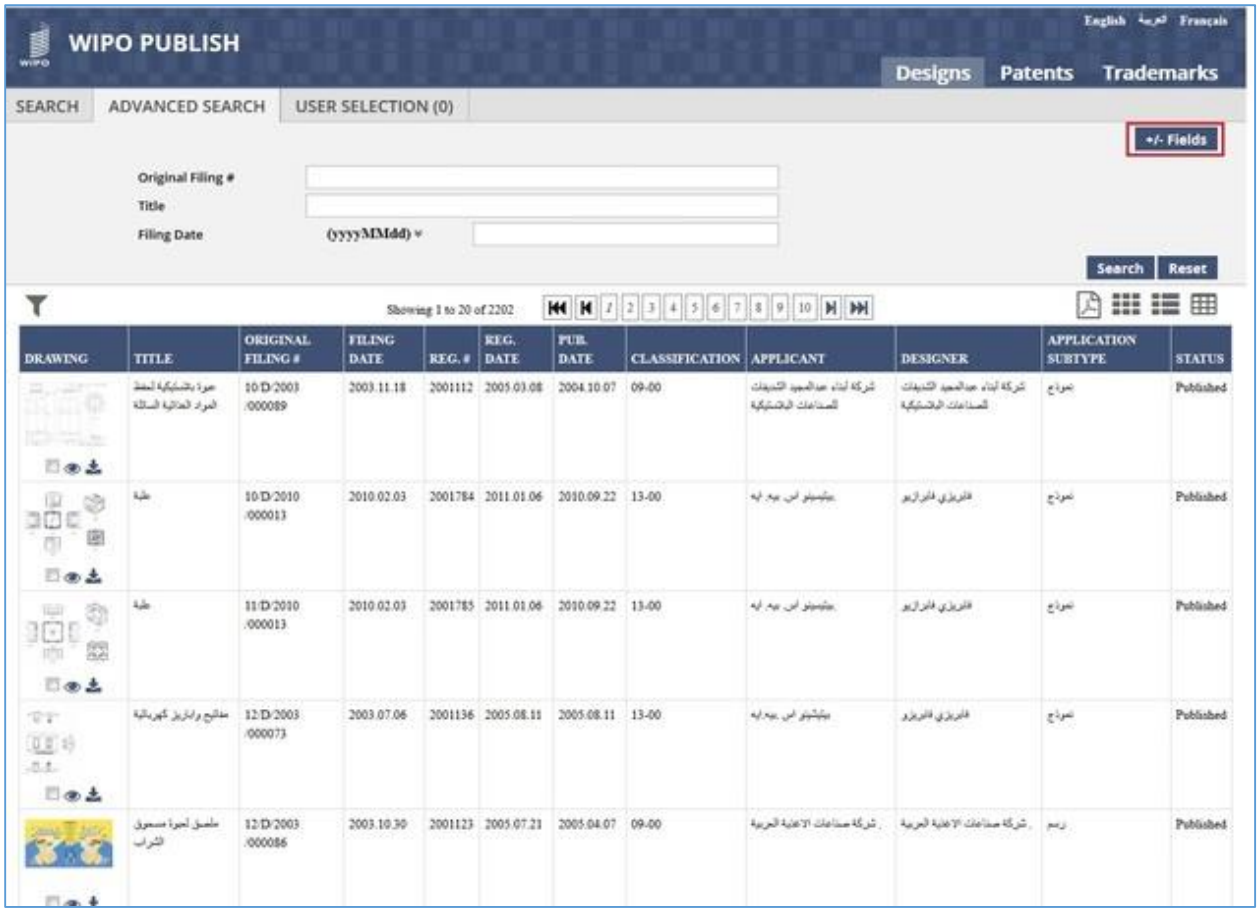

C. The pane containing all available search parameters is displayed with the default parameters selected as shown in the screen below:

1) Text Parameters – Displays all parameters with data type **Text** (E.g. Application Type, Applicant Name, Status, etc.)

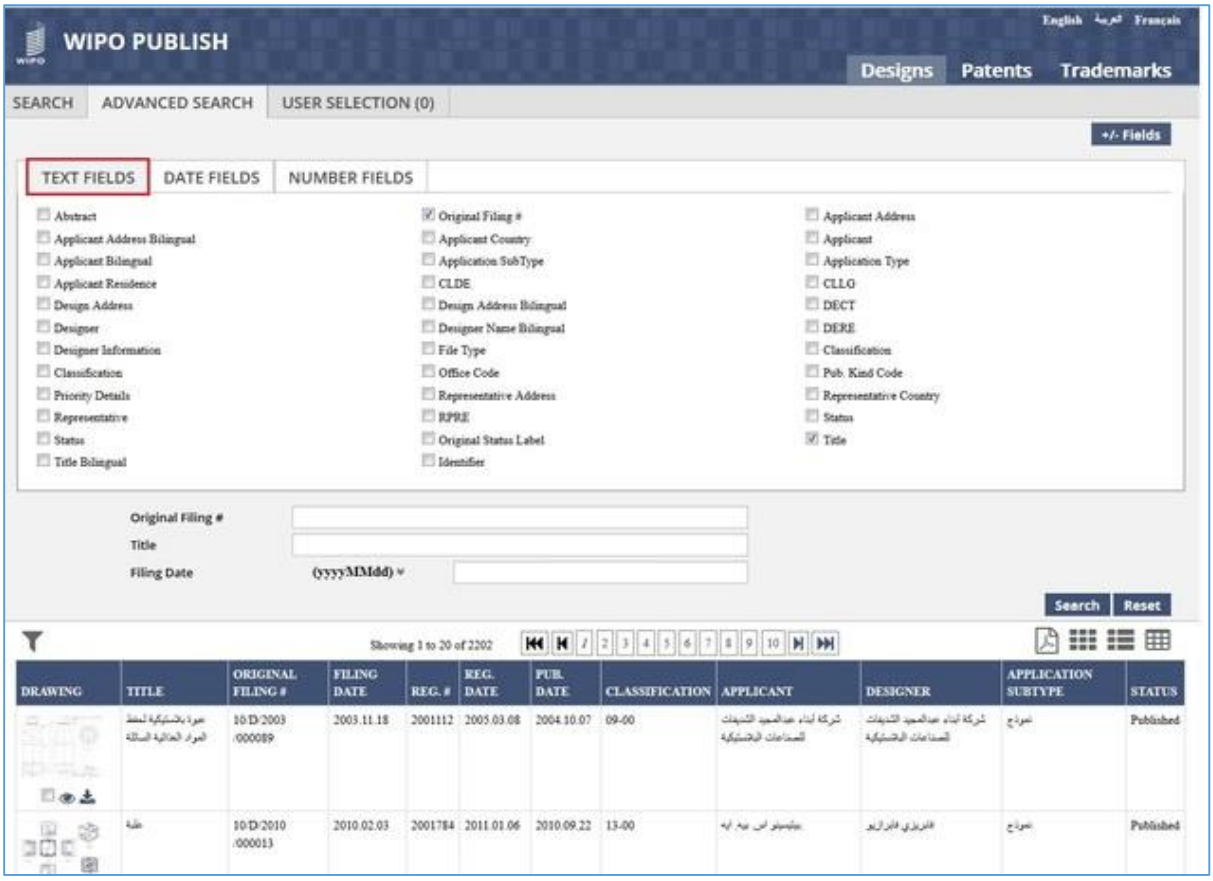

2) Date Parameters – Displays all parameters with data type **Date** (E.g. Filing Date, Publication Date, Registration Date, etc.)

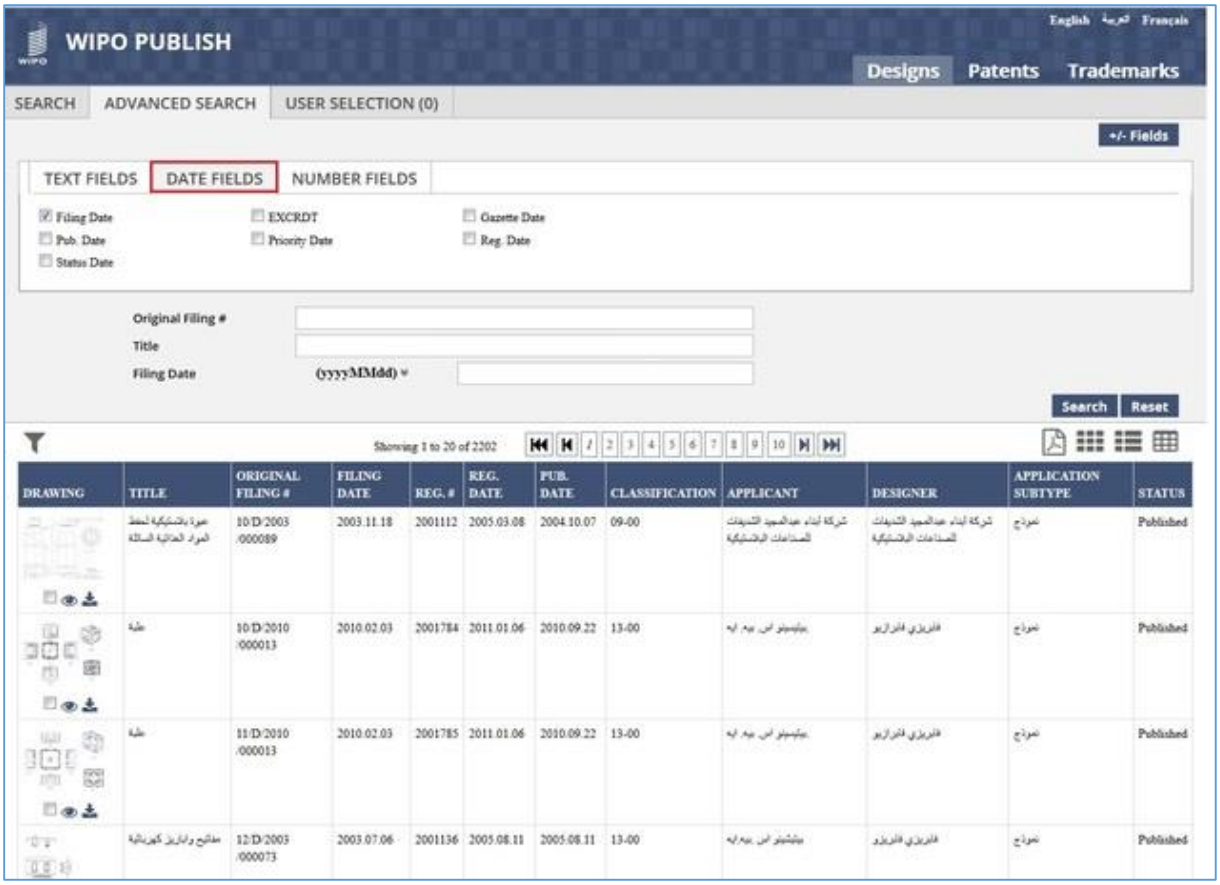

3) Number Parameters – Displays all parameters with data type **Number** (E.g. Filing Number, Publication Number, Registration Number, etc)

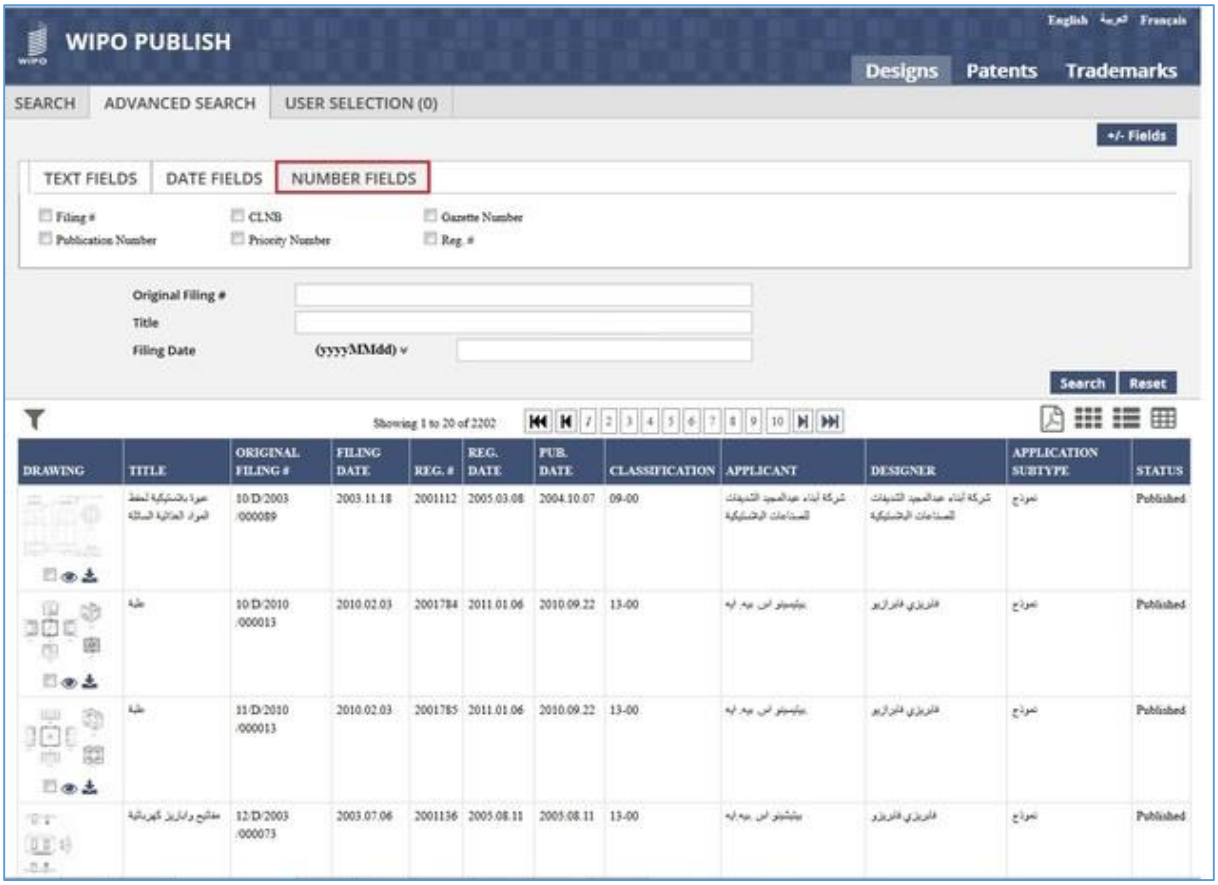

Note: The parameters which are displayed under the Advanced Search pane are configurable

D. The default parameters can be deselected and other parameters can be selected. The following parameters are selected as shown in the screen below:

1) Applicant Country
2) Classification
3) Status

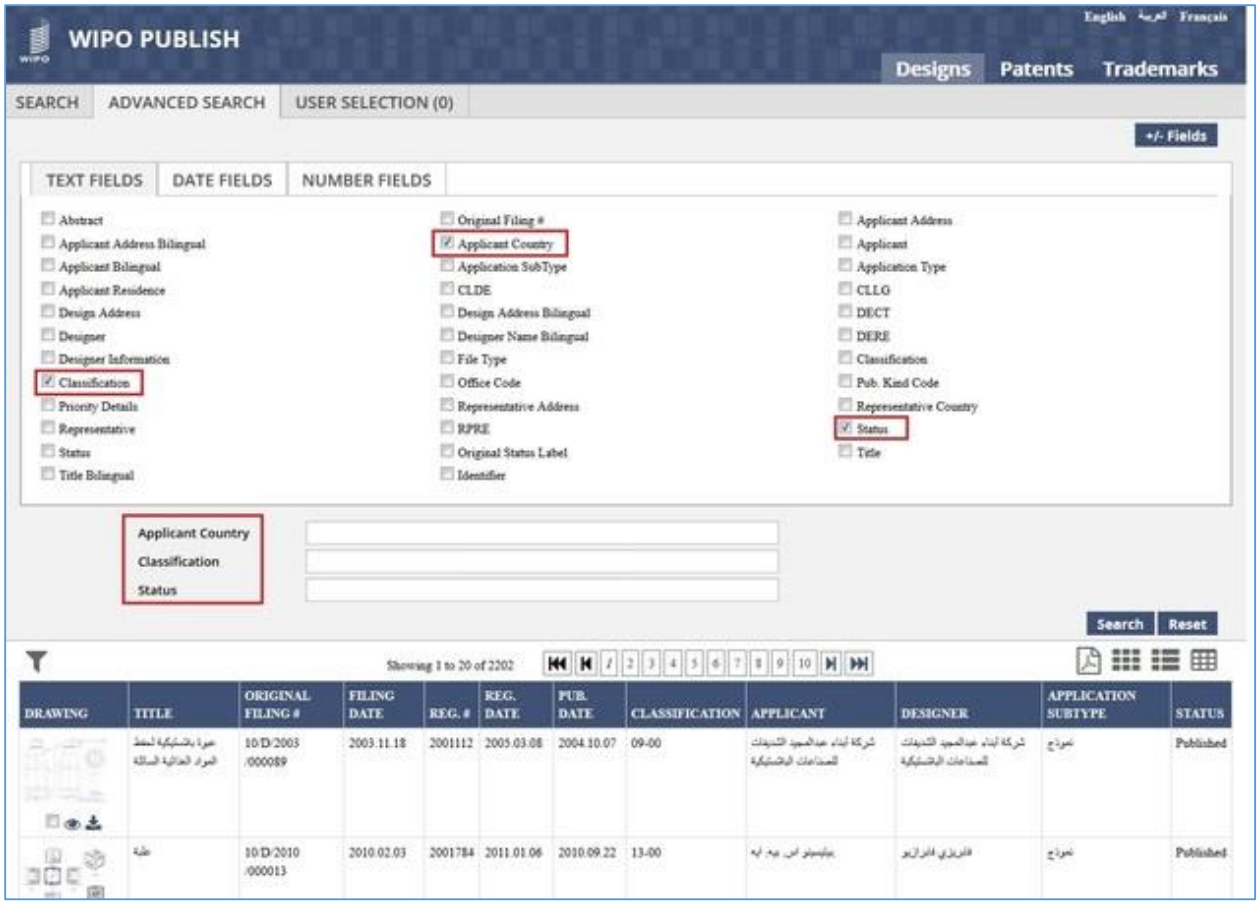

E. Specify the search criteria against the parameters and click on “Search” button. The following search criteria is specified in the example:

Search Parameter	**Value**
Applicant Country	JP
Classification	23-00

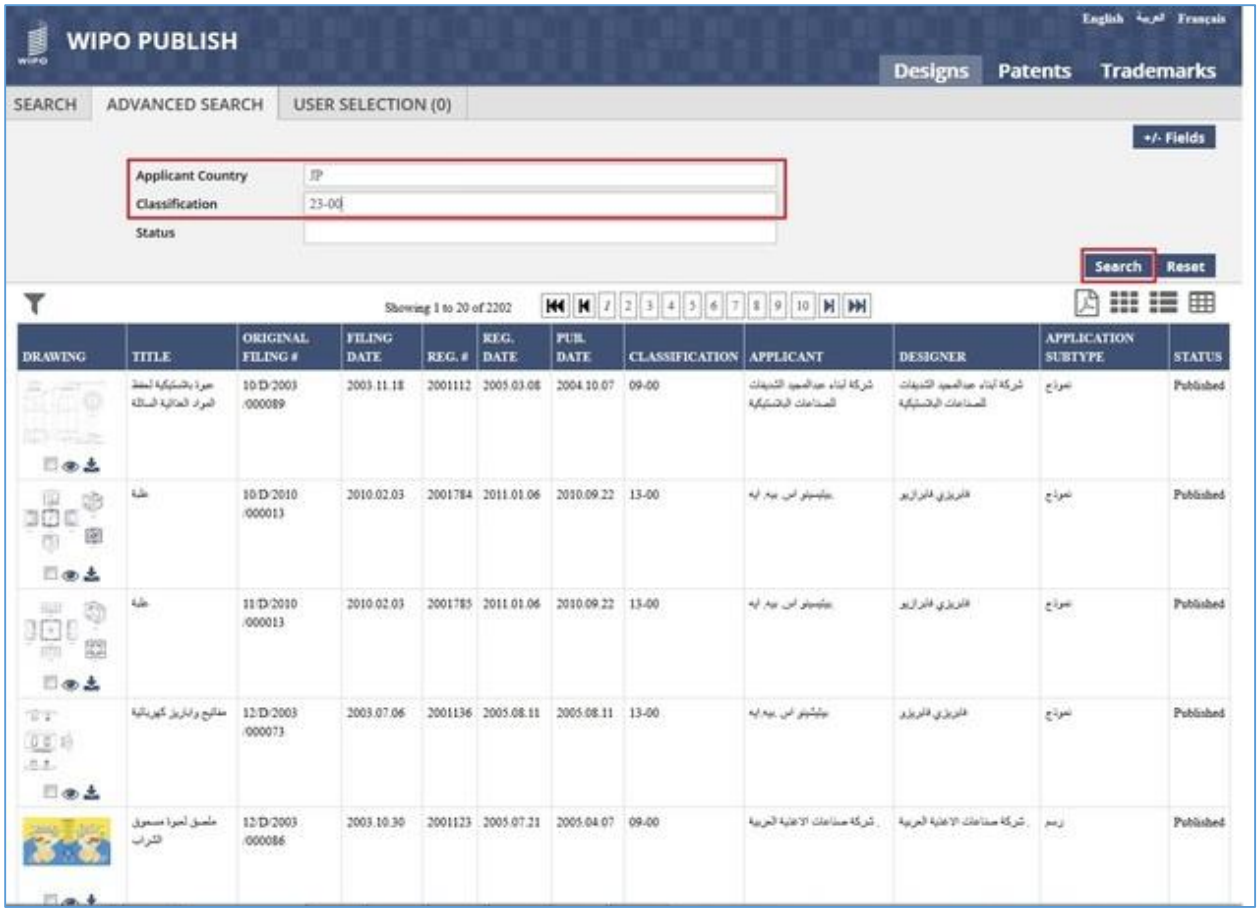

F. The search operation is executed successfully and the search results are displayed as shown in the screen below:

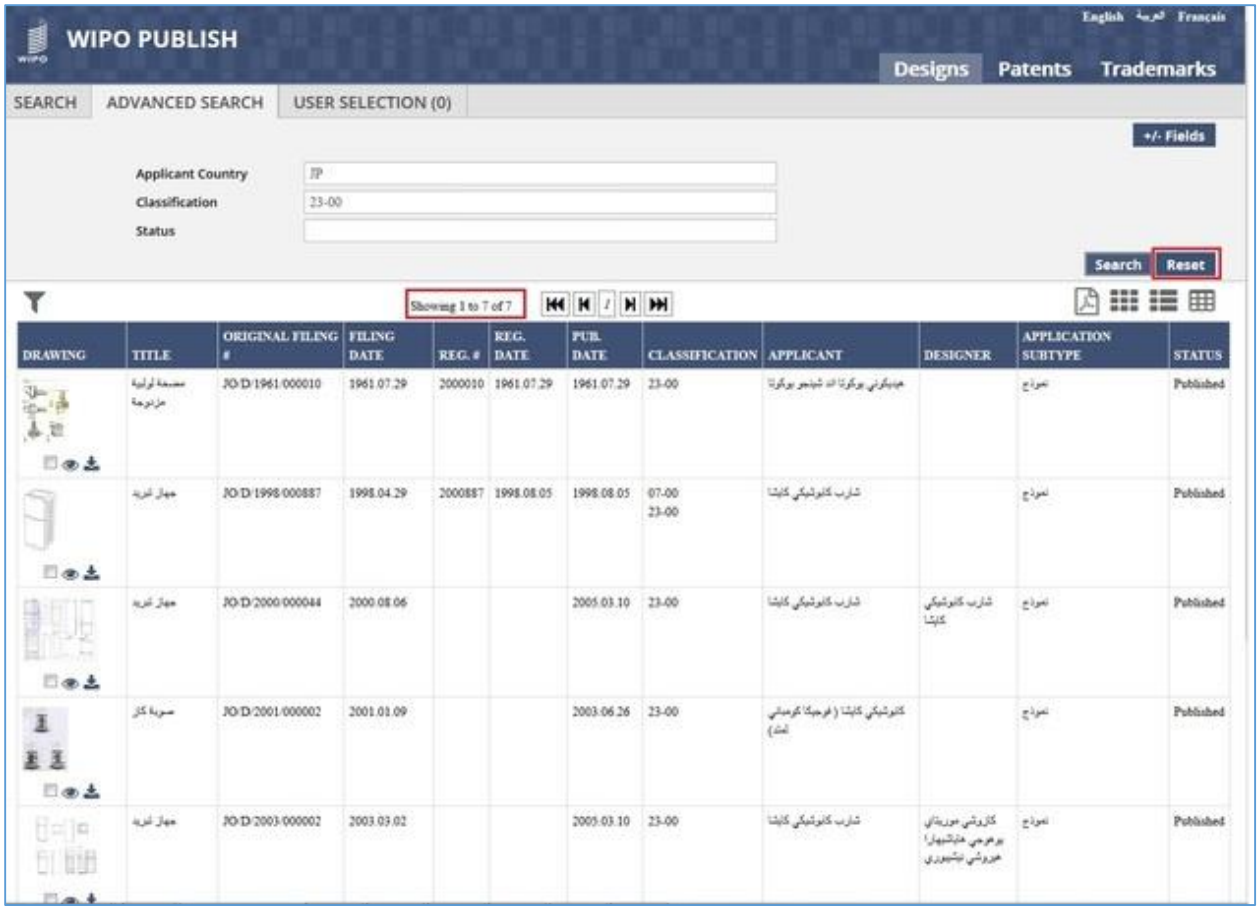

G. Click on ***Reset*** button as highlighted in the screen above to clear the specified search criteria.

H. The Advanced search text boxes are reset to blank and the Advanced search results are cleared as shown in the screen below:

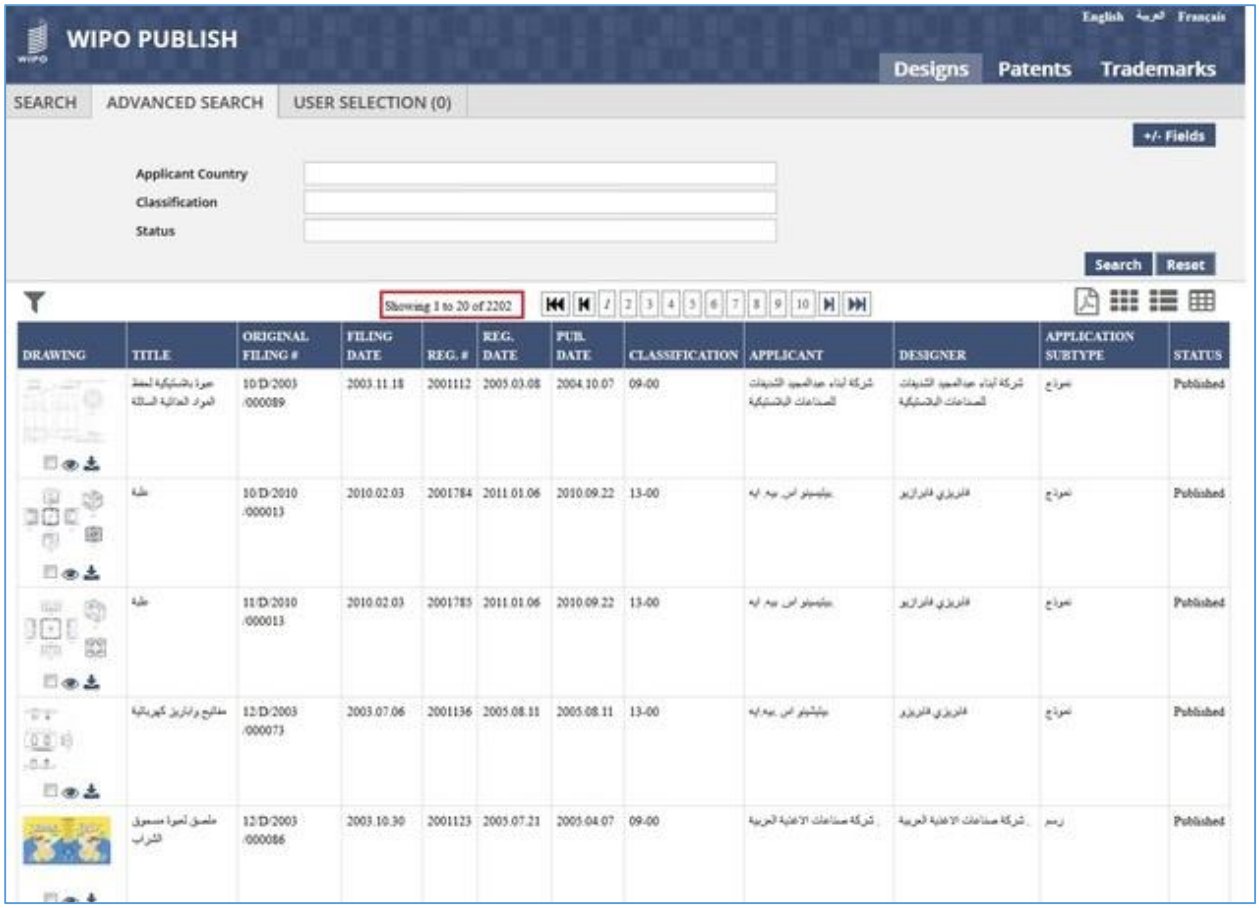
WIPO PUBLISH
English العربية Français
Designs Patents Trademarks
SEARCH ADVANCED SEARCH USER SELECTION (0)
+/- Fields
Applicant Country
Classification
Status
Search Reset
Showing 1 to 20 of 2202
DRAWING TITLE ORIGINAL FILING # FILING DATE REG. # REG. DATE PUB. DATE CLASSIFICATION APPLICANT DESIGNER APPLICATION SUBTYPE STATUS
10/D/2003/000089 2003.11.18 2001112 2005.03.08 2004.10.07 09-00 Published
10/D/2010/000013 2010.02.03 2001784 2011.01.06 2010.09.22 13-00 Published
11/D/2010/000013 2010.02.03 2001785 2011.01.06 2010.09.22 13-00 Published
12/D/2003/000073 2003.07.06 2001136 2005.08.11 2005.08.11 13-00 Published
12/D/2003/000086 2003.10.30 2001123 2005.07.21 2005.04.07 09-00 Published

7.7 WILDCARD SEARCH

This feature allows to search the published Industrial Design data by using a Wildcard character. The character that is used is **asterisk (*)**. This character can be used as a prefix or suffix or both to search all Industrial Design **containing** the specific word or phrase. The steps to accomplish this feature are described below:

A. Specify the wildcard (*) character followed by the word or phrase to be searched and click on “Search” button as highlighted in the screen below:

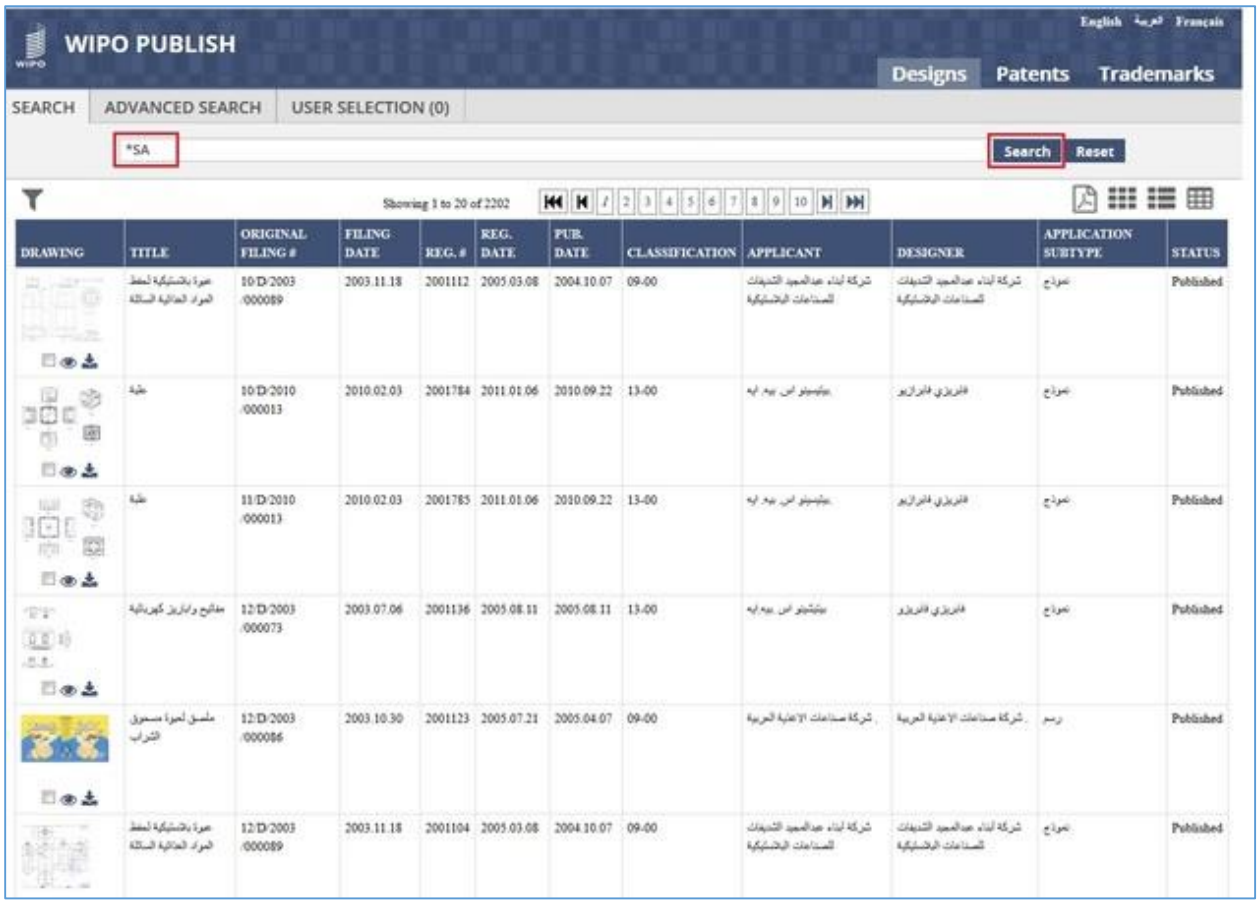

B. The Wildcard search looks for all Industrial Designs that include a word ending with the characters specified after the asterisk (*) symbol. In the given example, it will list all Industrial Designs which contain a word ending with **SA**

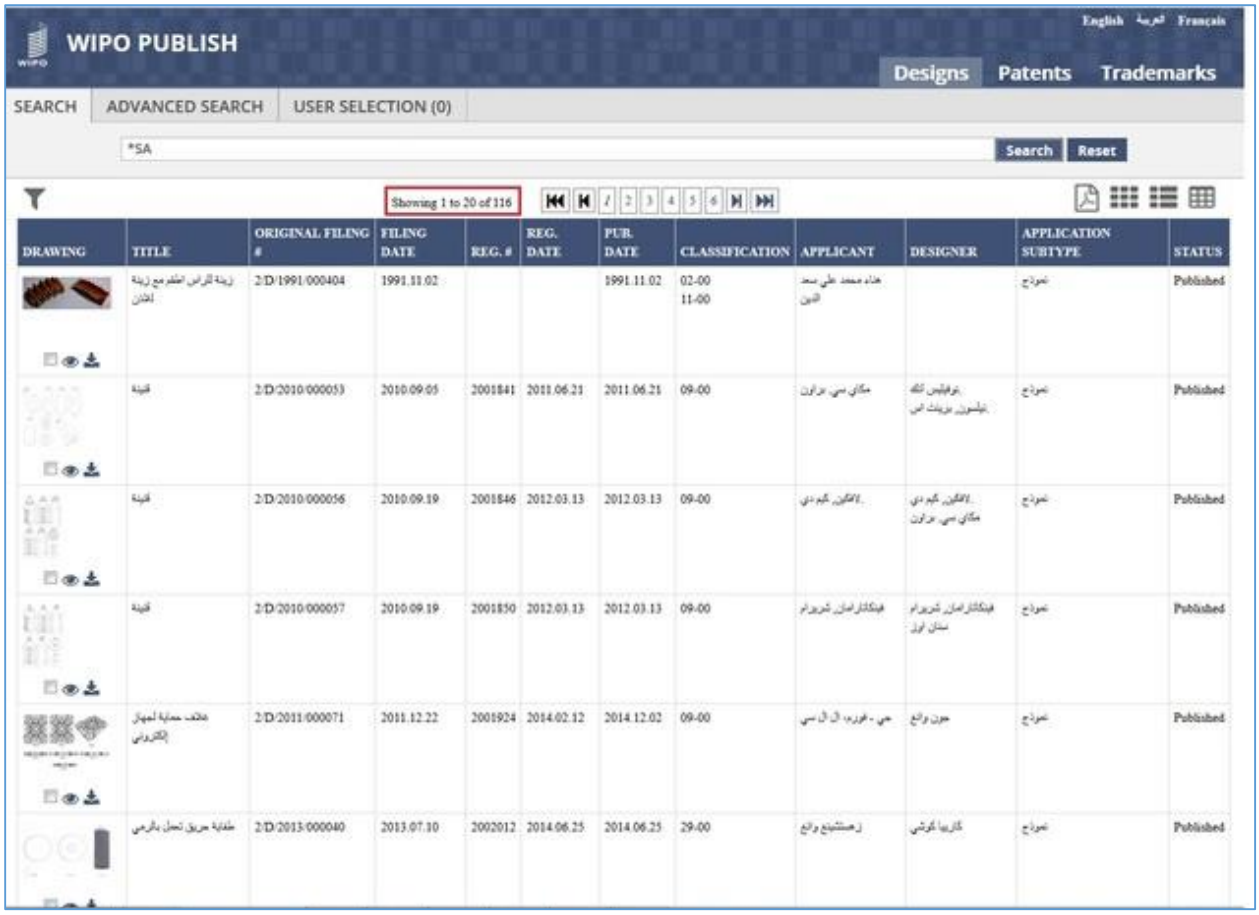

C. The Industrial Designs whose titles contain a word ending with **SA** are displayed as highlighted in the screen above.

D. Another way to use the wildcard search is to specify the wildcard (*) character as a suffix after the word or phrase to be searched. Mention the relevant word followed by asterisk (*) and click on “Search” button as highlighted in the screen below:

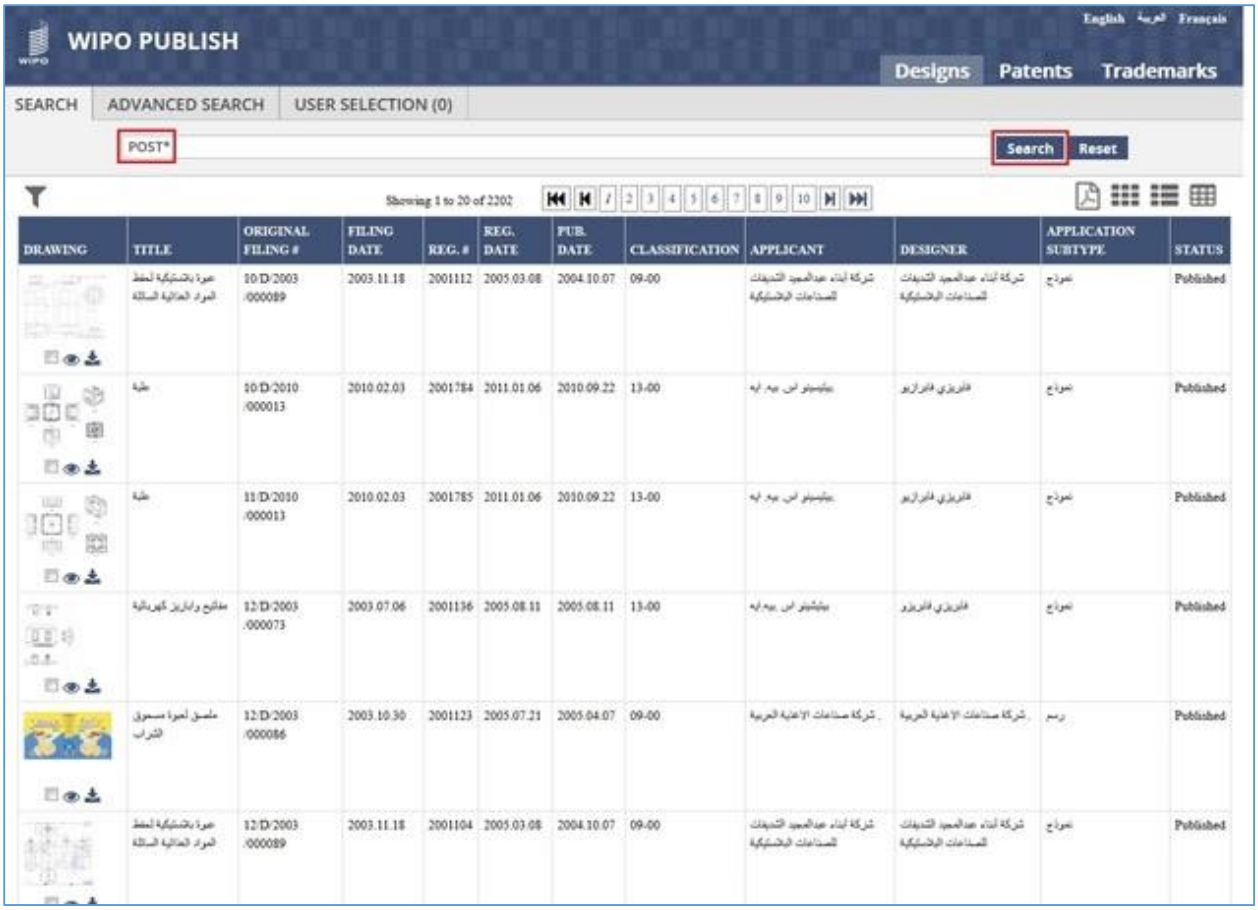

E. The Wildcard search looks for all Industrial Designs that include a word starting with the characters specified before the asterisk (*) symbol. In the given example, it will list all Industrial Designs which contain a word starting with **POST**

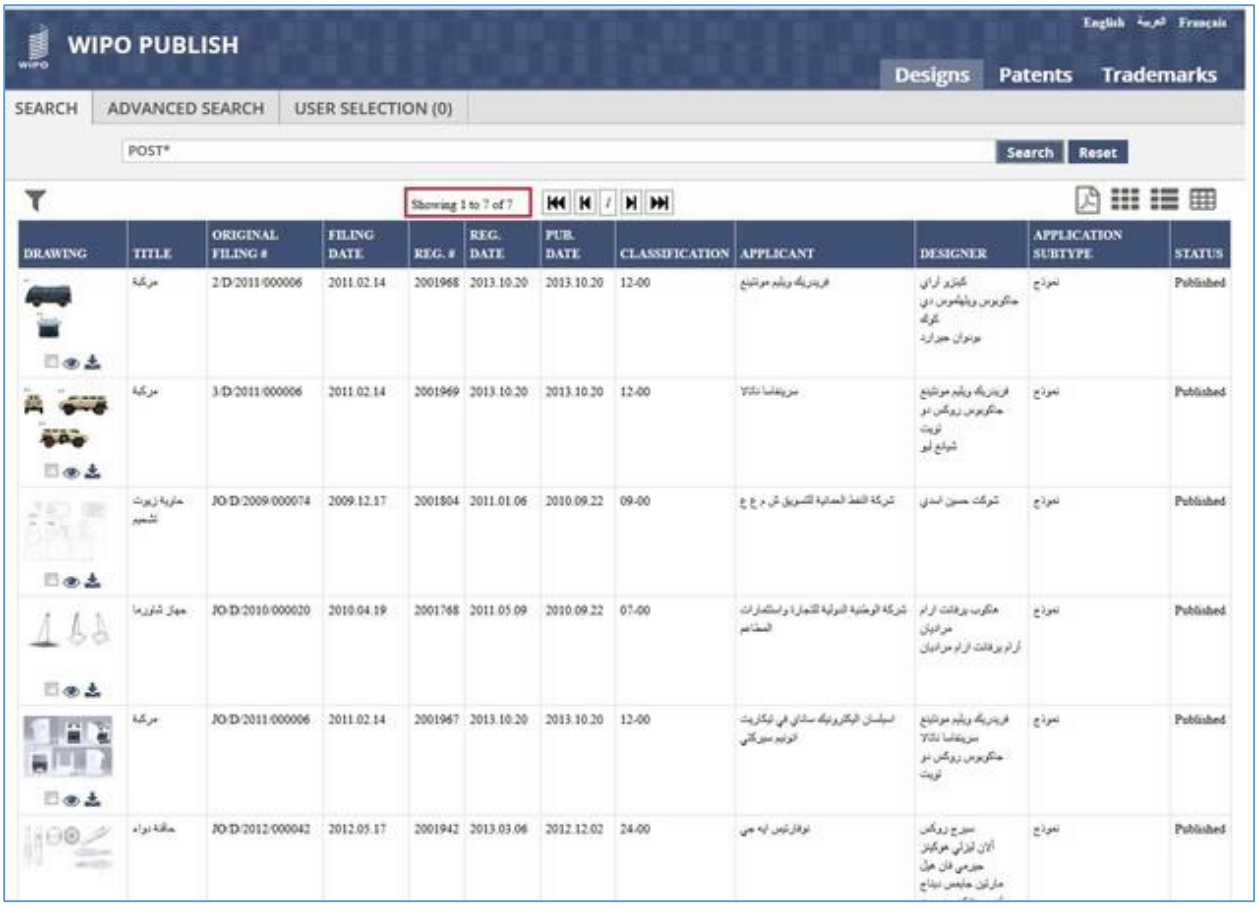

F. The Industrial Designs whose applicants contain a word starting with **POST** are displayed as highlighted in the screen above

7.8 USER SELECTION REPORT

This feature allows the user to add applications from various search operations to a single list so as to view them without having to open multiple search windows. The user can filter the applications based on the search criteria using which they were added to the User Selection List. The steps to accomplish this feature are described below:

A. Select the checkbox to add a particular application to the User Selection List as highlighted in the screen below:

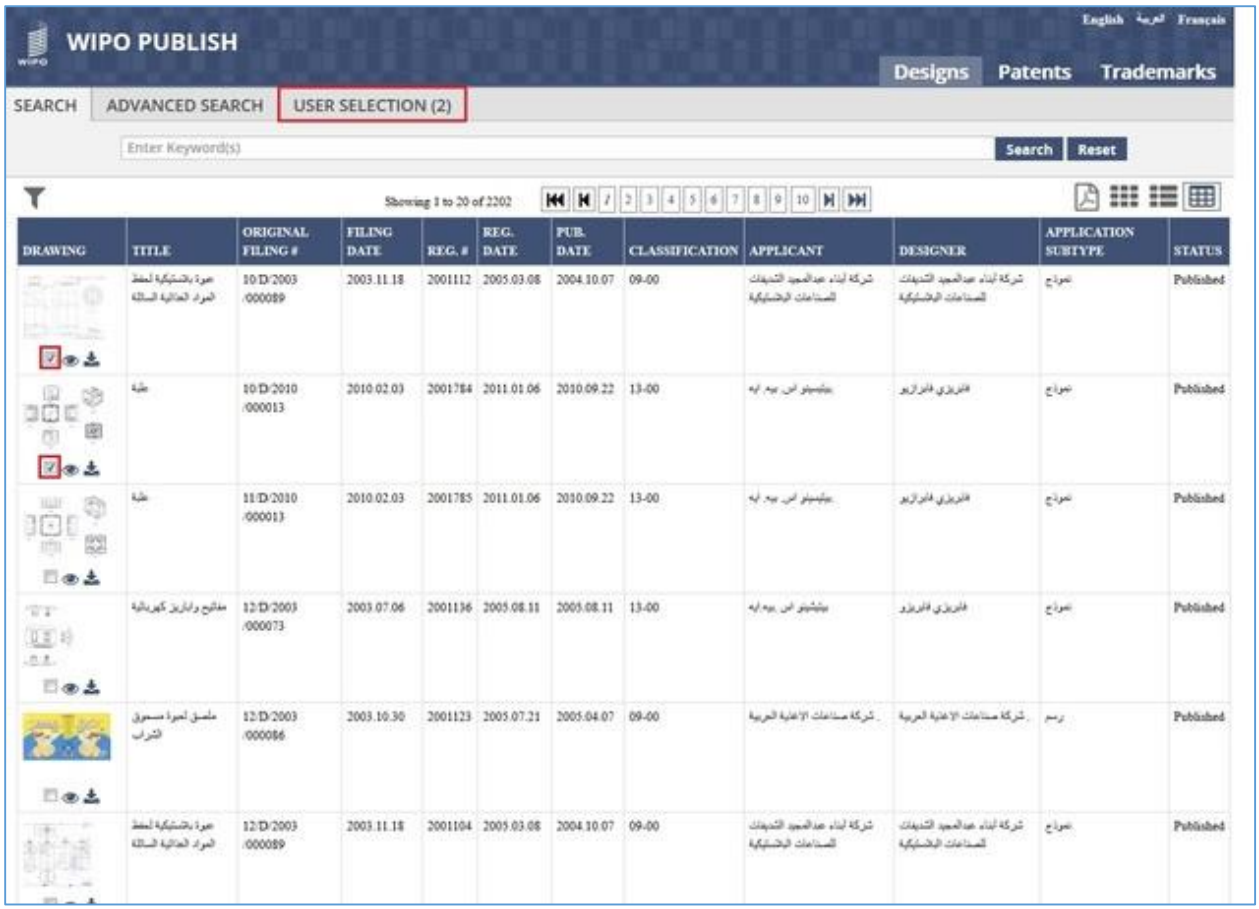

B. Perform a Keyword search and add the results to the User Selection List as highlighted in the screen below:

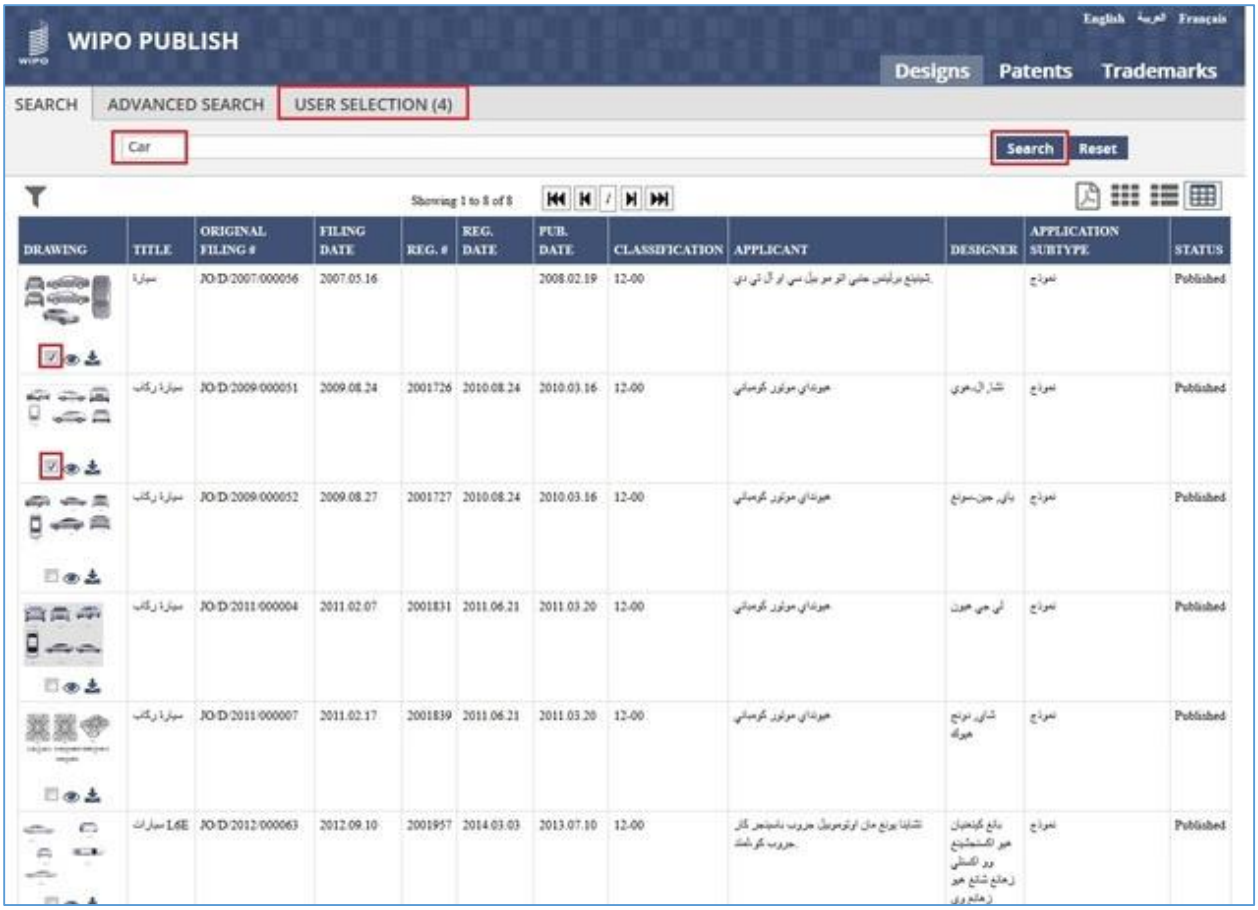

C. In the above screen, the search is performed for the Keyword “Car”. Two of the applications from the search result are added to the User Selection List

D. Click on **User Selection** tab. The applications added to it are displayed as shown in the screen below. The Header of the tab also displays the no. of applications added to it (4 in this case)

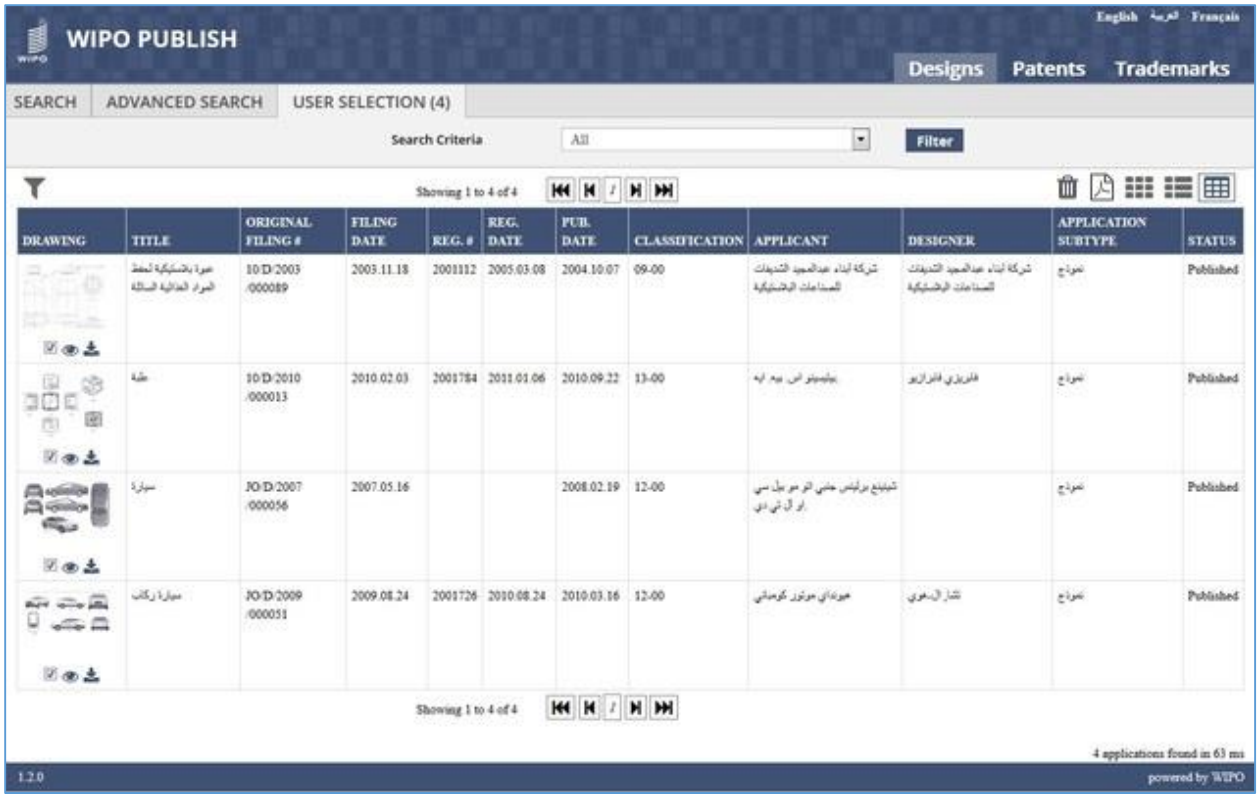

E. Click on **Search Criteria** dropdown list. It displays the search criteria which was selected while adding the applications to the User Selection List.

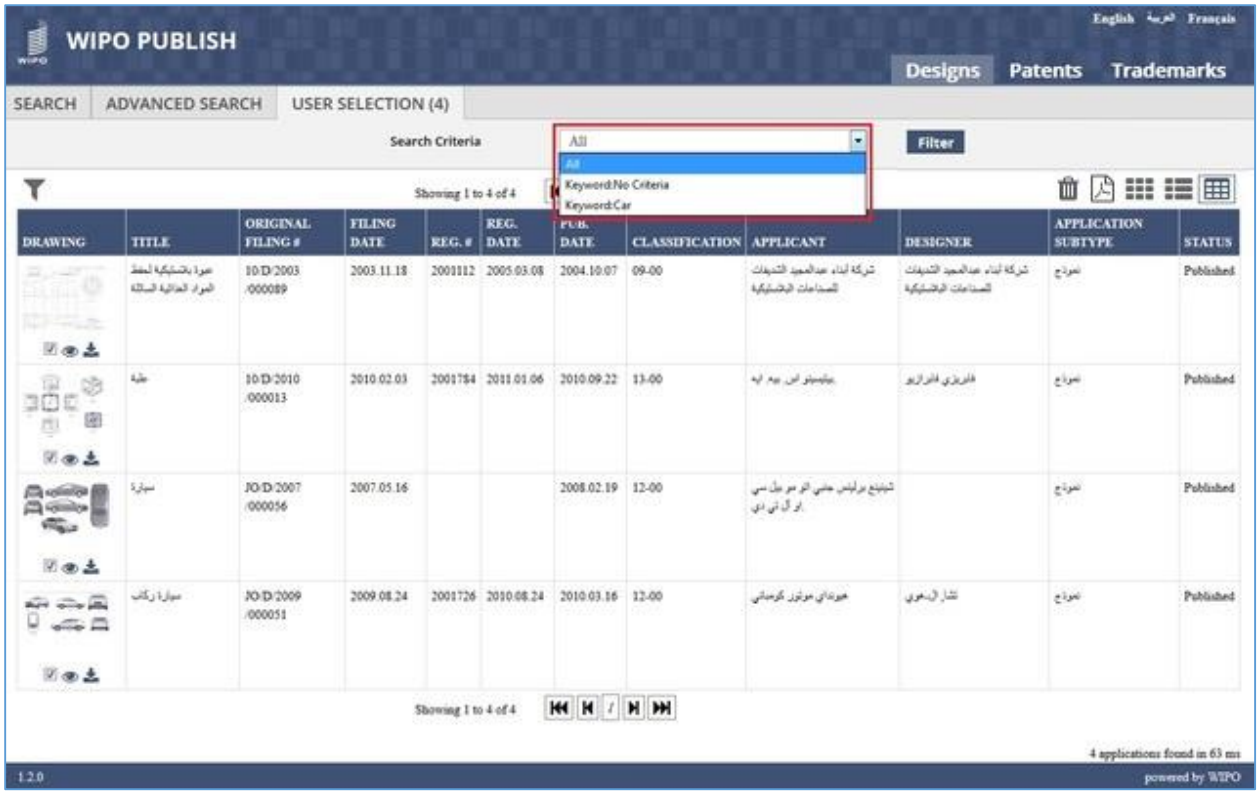

F. Select a specific search criteria and click on **Filter** button. The applications added to the User Selection List for the given search criteria are displayed as shown in the screen below:

G. Click on **Clear selection** icon.

H. All applications are removed (cleared) from the User Selection List

WIPO PUBLISH
English العربية Français
Designs
Patents
Trademarks
SEARCH
ADVANCED SEARCH
USER SELECTION (0)
Search Criteria
Filter
Showing 0 to 0 of 0
DRAWING
TITLE
ORIGINAL FILING #
FILING DATE
REG. #
REG. DATE
PUB. DATE
CLASSIFICATION
APPLICANT
DESIGNER
APPLICATION SUBTYPE
STATUS
Showing 0 to 0 of 0
0 applications found in 52 ms
1.2.0
powered by WIPO

7.9 DOWNLOADING REPORT

This feature allows to download the search results as a report generated in PDF format. The report is designed using Mail Merge fields and includes all the results for the given search operation, across all the pages. The steps to accomplish this feature are described below:

A. Click on the *PDF* icon as highlighted in the screen below to export the search results displayed on the screen:

B. The system displays a dialog box to Open / Save the PDF file as shown in the screen below:

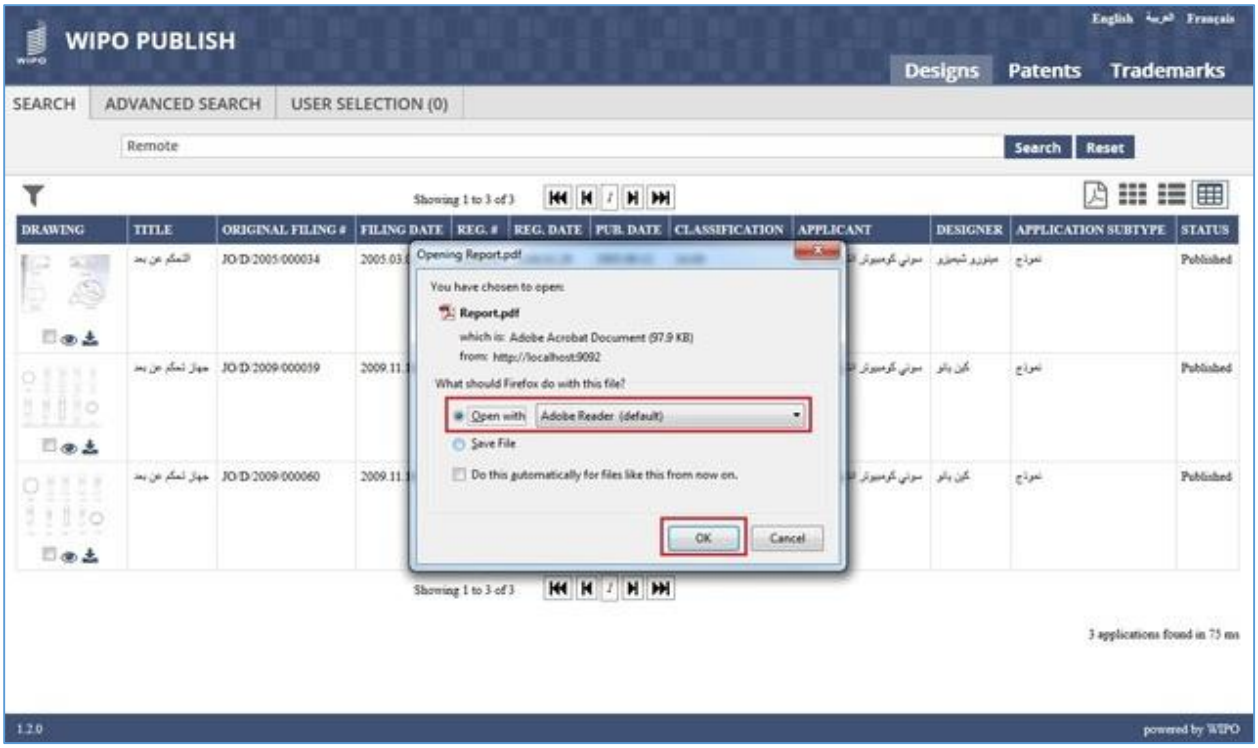

C. Select the appropriate option and click on **OK** button. The search results displayed on the screen are exported in the PDF as shown below:

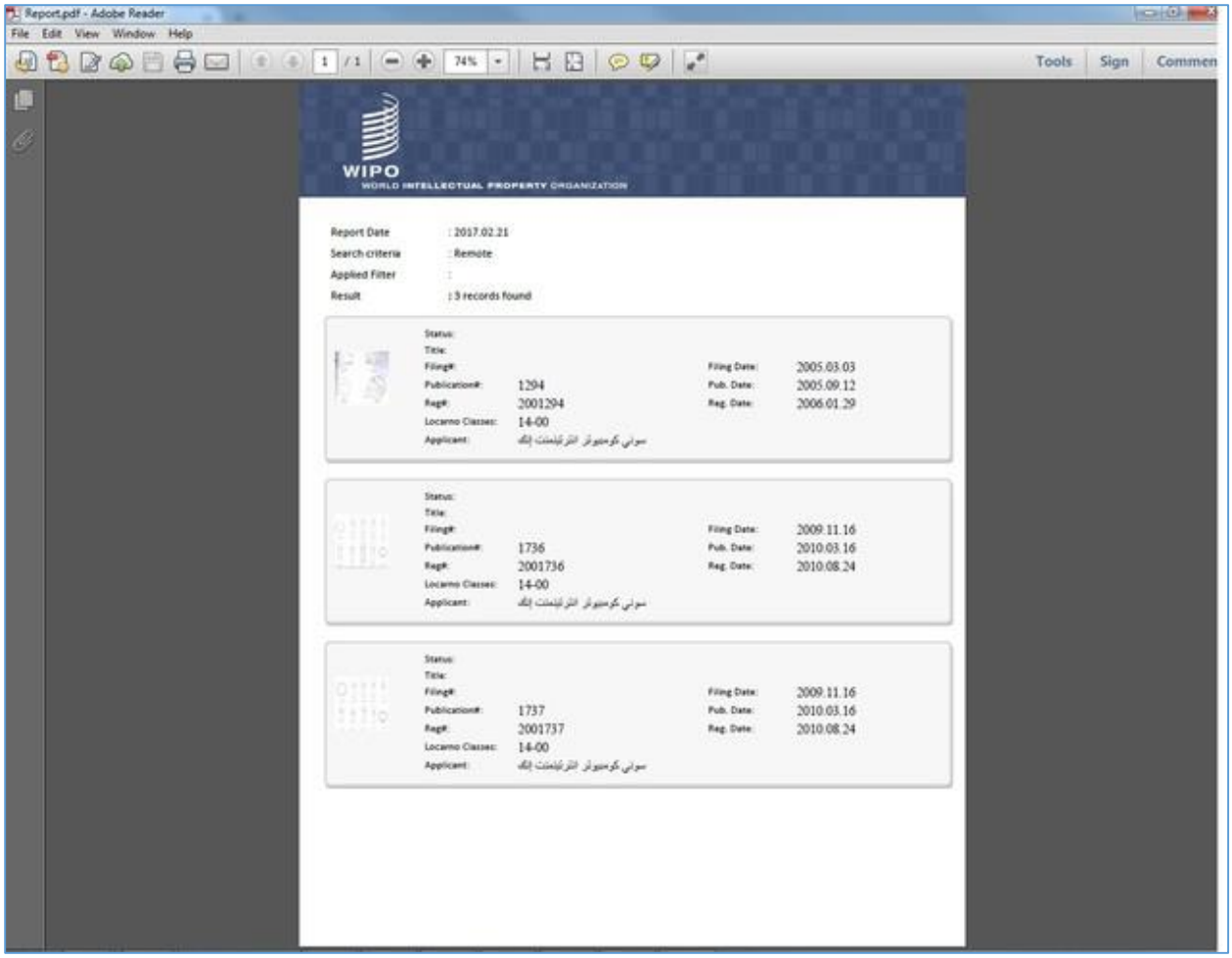
Report.pdf - Adobe Reader
File Edit View Window Help
Tools Sign Commen
WIPO
WORLD INTELLECTUAL PROPERTY ORGANIZATION
Report Date : 2017.02.21
Search criteria : Remote
Applied Filter :
Result : 3 records found
Publication#: 1294
Reg#: 2001294
Filing Date: 2005.03.03
Pub. Date: 2005.09.12
Reg. Date: 2006.01.29
Locarno Classes: 14-00
Publication#: 1736
Reg#: 2001736
Filing Date: 2009.11.16
Pub. Date: 2010.03.16
Reg. Date: 2010.08.24
Locarno Classes: 14-00
Publication#: 1737
Reg#: 2001737
Filing Date: 2009.11.16
Pub. Date: 2010.03.16
Reg. Date: 2010.08.24
Locarno Classes: 14-00